

2019

Economic Report Card Perth's Eastern Region

Town of Bassendean

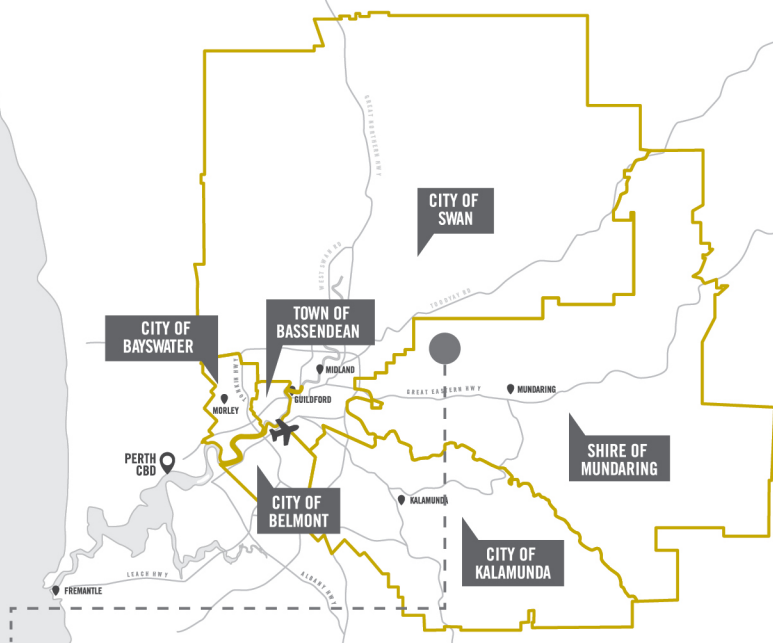
City of Bayswater

City of Belmont

City of Kalamunda

Shire of Mundaring

City of Swan



1/3
of Perth metro area



Perth's gateway

150,290
regional jobs



Output/ Revenue

Revenue of organisations in EMRC has increased, driven by growth in the transport, postal and warehousing industry.



\$62.6 billion

Up 1.5%

\$27.4 billion Up 9.2%

Value added

Industries in EMRC have more than doubled the rate of growth in value added compared to the industries across the State.

Regional Exports

\$21.8 billion

Down 6.2%

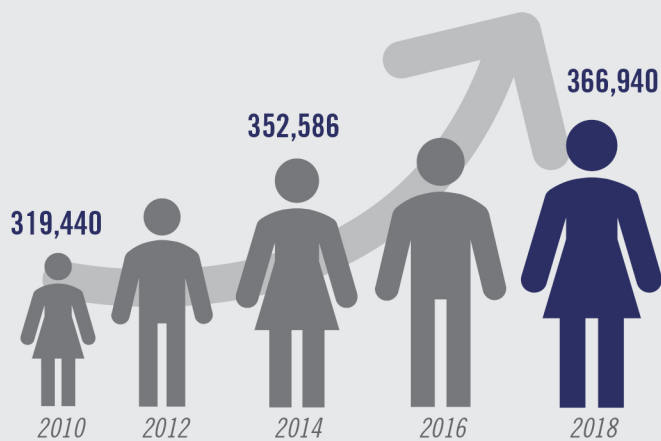


Local expenditure

Local supply chains have strengthened between 2016 and 2018.

\$18.6 billion

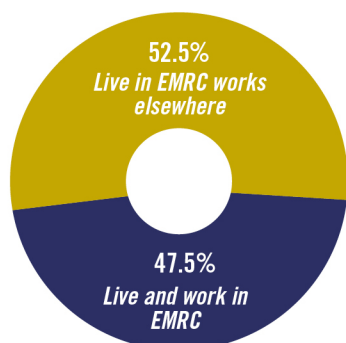
Up 3.8%



Estimated Residential Population

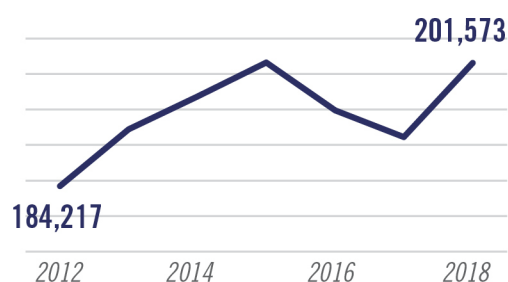
Since 2009, the population of the EMRC region has experienced a compound annual growth rate of 1.61%, outpacing the growth of the State's population at 1.48%.

366,940
Up 0.88% since 2017



Resident workforce

The majority of local working residents work outside of EMRC with the City of Perth being the primary destination.



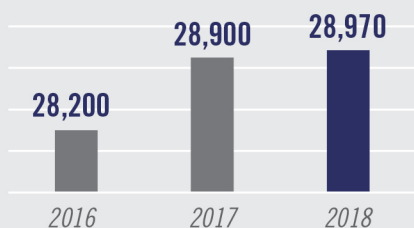
Labour force

The local labour force (employed and unemployed) increased during 2018, reversing a decline that had occurred over the previous 2 years.

Actively trading businesses

28,970

Up 0.2% from 2017



6.4%

Up 0.4% from 2017

Unemployment

The unemployment rate in EMRC has increased between 2017 while the unemployment rate for the State has remained flat at 5.9%.



Perth Airport

1% of EMRC land area

9% of all jobs

14% of all value-added

\$29.5 billion

Up 9.5%

Gross Regional Product

Growth of EMRC GRP is more than double the State's GSP (up 4.0%) between 2016 and 2018.

