




MINUTES

CERTIFICATION OF CONFIRMATION OF COUNCIL MEETING MINUTES

20 February 2020

I, Cr Jai Wilson, hereby certify that the minutes from the Council Meeting held on 20 February 2020 pages (1) to (259) were confirmed at a meeting of Council held on 19 March 2020.



Signature

Cr Jai Wilson
Person presiding at Meeting



MINUTES

Ordinary Meeting of Council

20 February 2020

ORDINARY MEETING OF COUNCIL

MINUTES

20 February 2020

(REF: D2019/18481)

An Ordinary Meeting of Council was held at the EMRC Administration Office, 1st Floor, 226 Great Eastern Highway, BELMONT WA 6104 on **Thursday 20 February 2020**. The meeting commenced at **6:03pm**.

TABLE OF CONTENTS

1	DECLARATION OF OPENING AND ANNOUNCEMENT OF VISITORS	1
2	ATTENDANCE, APOLOGIES AND LEAVE OF ABSENCE (PREVIOUSLY APPROVED)	1
3	DISCLOSURE OF INTERESTS	2
4	ANNOUNCEMENTS BY THE CHAIRMAN OR PRESIDING MEMBER WITHOUT DISCUSSION	2
5	RESPONSE TO PREVIOUS PUBLIC QUESTIONS TAKEN ON NOTICE	2
6	PUBLIC QUESTION TIME	2
7	APPLICATIONS FOR LEAVE OF ABSENCE	2
	7.1 CRS LORNA CLARKE, KATHRYN HAMILTON – LEAVE OF ABSENCE	2
8	PETITIONS, DEPUTATIONS AND PRESENTATIONS	2
9	CONFIRMATION OF MINUTES OF PREVIOUS MEETINGS	3
	9.1 MINUTES OF ORDINARY MEETING OF COUNCIL HELD ON 5 DECEMBER 2019 (Ref: D2019/19081)	3
	9.2 MINUTES OF SPECIAL MEETING OF COUNCIL HELD ON 23 JANUARY 2020 (Ref: D2020/01760)	3
	9.3 MINUTES OF SPECIAL MEETING OF COUNCIL HELD ON 6 FEBRUARY 2020 (Ref: D2019/02246)	3
10	QUESTIONS BY MEMBERS OF WHICH DUE NOTICE HAS BEEN GIVEN	4
11	QUESTIONS BY MEMBERS WITHOUT NOTICE	4
12	ANNOUNCEMENT OF CONFIDENTIAL MATTERS FOR WHICH MEETINGS MAY BE CLOSED TO THE PUBLIC	5
13	BUSINESS NOT DEALT WITH FROM A PREVIOUS MEETING	5
14	REPORTS OF EMPLOYEES	6
	14.1 LIST OF ACCOUNTS PAID DURING THE MONTHS OF NOVEMBER AND DECEMBER 2019 (Ref: D201918490)	6
	14.2 FINANCIAL REPORT FOR PERIOD ENDED 30 NOVEMBER 2019 (Ref: D2019/18491)	22
	14.3 FINANCIAL REPORT FOR PERIOD ENDED 31 DECEMBER 2019 (Ref: D2019/01527)	38
	14.4 REVIEW OF DELEGATED POWERS AND DUTIES (Ref: D2019/18485)	54
	14.5 LAND ALLOCATION FOR PROPOSED PEPPERCORN LEASE(S) OF A PORTION OF RED HILL WASTE MANAGEMENT FACILITY AND HAZELMERE RESOURCE RECOVERY PARK (Ref: D2019/02321)	63
	14.6 ITEMS CONTAINED IN THE INFORMATION BULLETIN (Ref: D2019/18609)	67
15	REPORTS OF COMMITTEES	149
	15.1 WASTE ADVISORY COMMITTEE MEETING HELD 13 FEBRUARY 2020 (REFER TO MINUTES OF COMMITTEE)	149

TABLE OF CONTENTS *continued*

16	REPORTS OF DELEGATES	255
17	MEMBERS' MOTIONS OF WHICH PREVIOUS NOTICE HAS BEEN GIVEN	255
	<i>17.1 NOTICE OF MOTION – CR PIFFARETTI</i>	255
18	NEW BUSINESS OF AN URGENT NATURE APPROVED BY THE CHAIRMAN OR PRESIDING MEMBER OR BY DECISION OF MEETING	258
19	CONFIDENTIAL MATTERS FOR WHICH THE MEETING MAY BE CLOSED TO THE PUBLIC	258
20	FUTURE MEETINGS OF COUNCIL	259
21	DECLARATION OF CLOSURE OF MEETING	259



1 DECLARATION OF OPENING AND ANNOUNCEMENT OF VISITORS

The Chairman opened the meeting at 6:03pm, welcomed visitors and acknowledged the traditional custodians of the land.

Kaya Maaman, Kaya Yorga, Kaya Bridia
Ngalak kaartitj windji ngalak nynininy
Nagalak kaartitj nidja boodja baal Whadjuk Noongar Boodja ngalak nyininy
Koorah, Nitja yeyi, Boordahwan

Translation

Greetings everyone
We all understand where we are meeting.
We know that we meet on the lands of the Whadjuk Noongar people
Always was, always will be.

2 ATTENDANCE, APOLOGIES AND LEAVE OF ABSENCE (PREVIOUSLY APPROVED)

Councillor Attendance

Cr Jai Wilson (Chairman)	EMRC Member	Town of Bassendean
Cr Doug Jeans (Deputy Chairman)	EMRC Member	Shire of Mundaring
Cr Kathryn Hamilton	EMRC Member	Town of Bassendean
Cr Lorna Clarke	EMRC Member	City of Bayswater
Cr Giorgia Johnson	EMRC Member	City of Bayswater
Cr Janet Powell	EMRC Member	City of Belmont
Cr Lesley Boyd	EMRC Member	City of Kalamunda
Cr Dylan O'Connor	EMRC Member	City of Kalamunda
Cr John Daw	EMRC Member	Shire of Mundaring
Cr Charlie Zannino	EMRC Member	City of Swan
Cr Ian Johnson (Deputising for Cr Congerton)	EMRC Deputy Member	City of Swan

Leave of Absence Previously Approved

Cr Congerton (from 15/02/2020 to 02/03/2020 inclusive)

Apologies

Cr Steve Wolff	EMRC Member	City of Belmont
Cr Cameron Blair	EMRC Deputy Member	City of Kalamunda

EMRC Officers

Mr Marcus Geisler	Chief Executive Officer
Mr Hua Jer Liew	Chief Financial Officer
Mr Steve Fitzpatrick	Chief Project Officer
Mrs Wendy Harris	Chief Sustainability Officer
Ms Theresa Eckstein	Executive Assistant to Chief Executive Officer
Mrs Annie Hughes-d'Aeth	Personal Assistant to Chief Financial Officer (Minutes)

EMRC Observers

Mr David Ameduri	Manager Financial Services
Miss Izabella Krzysko	Manager Procurement & Governance
Mr Chris Snook	Information Services Support Officer
Miss Marie-Helene Geisler	Communications Intern



Item 2 continued

Observer(s)

Cr Filomena Piffaretti	EMRC Deputy Member	City of Bayswater
Mr Doug Pearson	Director Works and Infrastructure	City of Bayswater
Ms Melanie Reid	Director Infrastructure Services	City of Belmont
Mr Brett Jackson	Director Asset Services	City of Kalamunda
Mr Brice Campbell	Recycling & Waste Coordinator	Town of Bassendean

3 DISCLOSURE OF INTERESTS

Nil

4 ANNOUNCEMENTS BY THE CHAIRMAN OR PRESIDING MEMBER WITHOUT DISCUSSION

Nil

5 RESPONSE TO PREVIOUS PUBLIC QUESTIONS TAKEN ON NOTICE

Nil

6 PUBLIC QUESTION TIME

Nil

7 APPLICATIONS FOR LEAVE OF ABSENCE

7.1 CRS LORNA CLARKE, AND KATHRYN HAMILTON - LEAVE OF ABSENCE

COUNCIL RESOLUTION(S)

MOVED CR ZANNINO

SECONDED CR IAN JOHNSON

THAT COUNCIL APPROVE APPLICATIONS FOR LEAVE OF ABSENCE FOR CR CLARKE FROM 19 MARCH 2020 TO 22 MARCH 2020 INCLUSIVE AND CR HAMILTON FROM 19 MARCH 2020 TO 21 MARCH 2020 INCLUSIVE.

CARRIED UNANIMOUSLY

8 PETITIONS, DEPUTATIONS AND PRESENTATIONS

Nil



9 CONFIRMATION OF MINUTES OF PREVIOUS MEETINGS

9.1 MINUTES OF ORDINARY MEETING OF COUNCIL HELD ON 5 DECEMBER 2019

That the minutes of the Ordinary Meeting of Council held on 5 December 2019 which have been distributed, be confirmed.

COUNCIL RESOLUTION

MOVED CR JEANS

SECONDED CR ZANNINO

THAT THE MINUTES OF THE ORDINARY MEETING OF COUNCIL HELD ON 5 DECEMBER 2019 WHICH HAVE BEEN DISTRIBUTED, BE CONFIRMED.

CARRIED 10/1
Cr G Johnson Against

9.2 MINUTES OF SPECIAL MEETING OF COUNCIL HELD ON 23 JANUARY 2020

That the minutes of the Special Meeting of Council held on 23 January 2020 which have been distributed, be confirmed.

COUNCIL RESOLUTION

MOVED CR JEANS

SECONDED CR DAW

THAT THE MINUTES OF THE SPECIAL MEETING OF COUNCIL HELD ON 23 JANUARY 2020 WHICH HAVE BEEN DISTRIBUTED, BE CONFIRMED.

CARRIED UNANIMOUSLY

9.3 MINUTES OF SPECIAL MEETING OF COUNCIL HELD ON 6 FEBRUARY 2020

That the minutes of the Special Meeting of Council held on 6 February 2020 which have been distributed, be confirmed.

Cr G Johnson questioned the confidentiality of Item 15.1 Container Deposit Scheme (CS) Refund and Aggregation Points of these minutes.

The CFO advised that the item was deemed confidential due to the commercial-in-confidence nature of its financial content.

Cr Boyd questioned why the procedural motion by Cr O'Connor was not included in the 6 February 2020 minutes.

The CFO advised an amendment reflecting the procedural motion could be included in the 6 February 2020 minutes if Council resolved to do so.

Cr O'Connor moved an amendment that his previous procedural motion be included in the 6 February 2020 minutes. This was seconded by Cr Jeans.

Amended Recommendation

That the minutes of the Special Meeting of Council held on 6 February 2020 which have been distributed, be amended to include the procedural motion by Cr O'Connor at item 15.1 Container Deposit Scheme (CDS) Refund And Aggregation Points.



Item 9.3 continued

COUNCIL RESOLUTION

MOVED CR O'CONNOR

SECONDED CR JEANS

THAT THE MINUTES OF THE SPECIAL COUNCIL MEETING HELD ON 6 FEBRUARY 2020 WHICH HAVE BEEN DISTRIBUTED BE CONFIRMED, SUBJECT TO AMENDMENT OF:

ITEM 19.1 THE FOLLOWING RESOLUTION IS TO BE ADDED FIRST:

MOVED CR O'CONNOR

SECONDED CR BOYD

THAT THE DIRECTOR ASSET SERVICES OF THE CITY OF KALAMUNDA BE ALLOWED TO ADDRESS THE MEETING.

MOTION LOST 4/8

**CARRIED 10/1
Cr Boyd Against**

POST MEETING NOTE

The amendments had already been included in the minutes of the Confidential Report of the Special Council Meeting held on 6 February 2020 under Item 15.1 Container Deposit Scheme (CS) Refund and Aggregation Points where the motion was put to a vote behind closed doors previously. This will now be reflected also in the minutes available to the public.

10 QUESTIONS BY MEMBERS OF WHICH DUE NOTICE HAS BEEN GIVEN

Nil

11 QUESTIONS BY MEMBERS WITHOUT NOTICE

CDS/Media Enquiries

Cr Boyd made an enquiry as to the source of the information obtained by the Echo newspaper identifying those Councils which did not support the CDS motion.

The Chairman and CEO both advised Cr Boyd that no information was provided by the EMRC on any member Councils individual support as the item was confidential.

Cr Boyd asked if the EMRC would be releasing the reason as to why the EMRC are not involved in the CDS scheme.

The CEO advised that no media statement has been released and only that the EMRC remains supportive of CDS.

Cr O'Connor requested after some discussion if Councillors could receive a copy of any media correspondence so that they are across information being released to media outlets.

The CEO advised that while this request was not common practice and that the Chairman represents the EMRC as the spokesperson, he would be happy to provide copies of media correspondence for information only.



Item 11 continued

Organisational Restructure

Cr O'Connor queried why the recent restructuring that took place in senior management of the EMRC was not presented to Council for approval.

The CEO responded that the Chairman and Deputy Chairman were consulted.

Cr O'Connor further enquired when the next Chief Executive Officer Performance Review Committee (CEOPRC) meeting will be held, to which the CEO replied that it will be held on Thursday 27 February 2020.

12 ANNOUNCEMENT OF CONFIDENTIAL MATTERS FOR WHICH MEETINGS MAY BE CLOSED TO THE PUBLIC

Nil

13 BUSINESS NOT DEALT WITH FROM A PREVIOUS MEETING

Nil



14 REPORTS OF EMPLOYEES

QUESTIONS

The Chairman invites questions from members on the reports of employees.

- Item 14.1 LIST OF ACCOUNTS PAID DURING THE MONTHS OF NOVEMBER AND DECEMBER 2019
- Item 14.2 FINANCIAL REPORT FOR PERIOD ENDED 30 NOVEMBER 2019
- Item 14.3 FINANCIAL REPORT FOR PERIOD ENDED 31 DECEMBER 2019
- Item 14.4 REVIEW OF DELEGATED POWERS AND DUTIES
- Item 14.5 LAND ALLOCATION FOR PROPOSED PEPPERCORN LEASE(S) OF A PORTION OF RED HILL WASTE MANAGEMENT FACILITY AND HAZELMERE RESOURCE RECOVERY PARK
- Item 14.6 ITEMS CONTAINED IN THE INFORMATION BULLETIN

Cr Clarke questioned the downward trend in sales figures shown over the two financial reports Items 14.2 and 14.3.

The CEO advised that the EMRC is in a strong financial position and that the recent drop in sales was due to the reduced tonnages received from member Councils, energy sales not taking place at present with the Wood Waste to Energy (WWtE) project, the timing and sales of stockpiles of ferricrete and timing of royalty payments from the Red Hill Power Station.

The following questions were asked by Councillors in relation to Item 14.5 Land Allocation For Proposed Peppercorn Lease(s) Of A Portion of Red Hill Waste Management Facility and Hazelmere Resource Recovery Park:

- Value to the EMRC;
- Is the land at Hazelmere vacant;
- Infrastructure cost;
- Requirement for plant and equipment
- Financial Exposure;
- Lease time;
- Overflow traffic; and
- OSH.

The CEO advised in general that the arrangement was attributable to the EMRC not being directly involved in the CDS Scheme. As WARRRL would like to have access to the strategic locations owned by the EMRC, recent discussions with WARRRL provided an alternative option for the EMRC, which involved making sites available in order for the CDS scheme to succeed. The CEO advised that the arrangement will add additional community value to the future community recycling centres at these sites and will be with a not-for-profit organisation and as such is exempted from requiring the EMRC to hold a public tender or to give local public notice for a lease arrangement. The CEO also noted that there was no financial exposure to the EMRC.

RECOMMENDATION(S)

That with the exception of items, which are to be withdrawn and dealt with separately, Council adopts the recommendations in the Reports of Employees (Section 14).

COUNCIL RESOLUTION(S)

MOVED CR DAW

SECONDED CR G JOHNSON

THAT WITH THE EXCEPTION OF ITEM 14.5 WHICH IS TO BE WITHDRAWN AND DEALT WITH SEPARATELY, COUNCIL ADOPTS THE RECOMMENDATIONS IN THE REPORTS OF EMPLOYEES (SECTION 14).

CARRIED UNANIMOUSLY



14 REPORTS OF EMPLOYEES

14.1 LIST OF ACCOUNTS PAID DURING THE MONTHS OF NOVEMBER AND DECEMBER 2019

REFERENCE: D2019/18490

PURPOSE OF REPORT

The purpose of this report is to present to Council a list of accounts paid under the Chief Executive Officer's delegated authority during the months of November and December 2019 for noting.

KEY POINTS AND RECOMMENDATION(S)

- As per the requirements of regulation 13(1) of the *Local Government (Financial Management) Regulations 1996*, the list of accounts paid during the months of November and December 2019 is provided for noting.

Recommendation(s)

That Council notes the CEO's list of accounts for November and December 2019 paid under delegated power in accordance with regulation 13(1) of the *Local Government (Financial Management) Regulations 1996*, forming the attachment to this report totalling \$22,623,589.15.

SOURCE OF REPORT

Chief Financial Officer

BACKGROUND

Council has delegated to the Chief Executive Officer (CEO) the exercise of its power to make payments from the Municipal Fund and Trust Fund. In accordance with regulation 13(1) of the *Local Government (Financial Management) Regulations 1996*, a list of accounts paid by the CEO is to be provided to Council, where such delegation is made.



Item 14.1 continued

REPORT

The table below summarises the payments drawn on the funds during the months of November and December 2019. A list detailing the payments made is appended as an attachment to this report.

Municipal Fund	EFT Payments	EFT42900 – EFT43352	
	Cheque Payments	220465– 220476	
	Payroll EFT	PAY 2020-10, PAY 2020-11, PAY 2020-12 & PAY 2020-13	
	Direct Debits		
	- Superannuation	DD19400.1 – DD19400.24 & DD19401.1 – DD19401.24	
	- Bank Charges	1*NOV19 & 1*DEC19	
	- Other	1517 – 1647	\$22,642,300.98
	Less Cancelled EFT's & Cheques		(\$18,711.83)
Trust Fund	Not Applicable		Nil
Total			\$22,623,589.15

Summary of Expenditure for the Months of November and December 2019	
Payroll	\$957,004.57
Term Deposit Investments	\$17,500,000.00
Capital Expenditure	\$1,986,226.24
Operating Expenditure	
- Landfill Levy *	\$0
- Other	\$2,18,358.34
Total	\$22,623,589.15

* Note: The Landfill Levy is paid quarterly in July, October, January and April.



Item 14.1 continued

STRATEGIC/POLICY IMPLICATIONS

Key Result Area 3 – Good Governance

3.3 To provide responsible and accountable governance and management of the EMRC

3.4 To continue to improve financial and asset management practices

FINANCIAL IMPLICATIONS

As contained within the report.

SUSTAINABILITY IMPLICATIONS

Nil

MEMBER COUNCIL IMPLICATIONS

Member Council	Implication Details
Town of Bassendean	} Nil
City of Bayswater	
City of Belmont	
City of Kalamunda	
Shire of Mundaring	
City of Swan	

ATTACHMENT(S)

CEO's Delegated Payments List for the months of November and December 2019 (Ref: D2020/01893)

VOTING REQUIREMENT

Simple Majority

RECOMMENDATION(S)

That Council notes the CEO's list of accounts for November and December 2019 paid under delegated power in accordance with regulation 13(1) of the *Local Government (Financial Management) Regulations 1996*, forming the attachment to this report totalling \$22,623,589.15.

COUNCIL RESOLUTION(S)

MOVED CR DAW

SECONDED CR G JOHNSON

THAT COUNCIL NOTES THE CEO'S LIST OF ACCOUNTS FOR NOVEMBER AND DECEMBER 2019 PAID UNDER DELEGATED POWER IN ACCORDANCE WITH REGULATION 13(1) OF THE *LOCAL GOVERNMENT (FINANCIAL MANAGEMENT) REGULATIONS 1996*, FORMING THE ATTACHMENT TO THIS REPORT TOTALLING \$22,623,589.15.

CARRIED UNANIMOUSLY

10
Eastern Metropolitan Regional Council

CEO's DELEGATED PAYMENTS LIST
FOR THE MONTHS OF NOVEMBER & DECEMBER 2019



Cheque / EFT No	Date	Payee		Amount
EFT42900	01/11/2019	7TH AVE BAR & RESTAURANT	CATERING COSTS	786.00
EFT42901	01/11/2019	AALAN LINE MARKING SERVICES	LINEMARKING - REFRESH LINES IN FRONT OF C&I SHED	308.00
EFT42902	01/11/2019	ACCESS INDUSTRIAL TYRES PTY LTD	TYRE REPLACEMENT & REPAIR	893.20
EFT42903	01/11/2019	ADT SECURITY	SECURITY MONITORING, CALL OUT & UPGRADE ALARM PANELS	5,949.98
EFT42904	01/11/2019	ADVANCED NATIONAL SERVICES PTY LTD	CLEANING SERVICES & CONSUMABLES - ASCOT PLACE	5,365.56
EFT42905	01/11/2019	AIR FILTER DRY CLEAN SYSTEMS WA	CLEAN & SERVICES FILTERS	1,519.67
EFT42906	01/11/2019	ALGA (AUSTRALASIAN LAND & GROUNDWATER ASSOCIATION)	STAFF TRAINING	1,155.00
EFT42907	01/11/2019	ALLIGHTSYKES PTY LTD	QUARTERLY SERVICE - BACKUP GENERATOR AT RED HILL	1,082.97
EFT42908	01/11/2019	ALLWEST PLANT HIRE	PLANT HIRE	10,450.88
EFT42909	01/11/2019	ANALYTICAL REFERENCE LABORATORY (ARL)	STOCKPILE SAMPLE TESTING - HMAS STIRLING	3,251.60
EFT42910	01/11/2019	ASK WASTE MANAGEMENT PTY LTD	CONSULTANCY FEE - CDS	3,718.00
EFT42911	01/11/2019	AUSTRALIA POST - ASCOT PLACE	POSTAL CHARGES	428.17
EFT42912	01/11/2019	AUSTRALIAN HVAC SERVICES	AIRCONDITIONING MAINTENANCE	313.5
EFT42913	01/11/2019	AUSTRALIAN INSTITUTE OF MANAGEMENT - AIM	STAFF TRAINING	1012
EFT42914	01/11/2019	AUTOSWEEP WA (LAMBERT FAMILY TRUST)	SITE SWEEPING - HAZELMERE	2,464.00
EFT42915	01/11/2019	BARFIELD EARTHMOVING (JAYCOURT NOMINEES P/L)	PLANT & EQUIPMENT HIRE & PRODUCT TRANSPORTATION	1,182.35
EFT42916	01/11/2019	BARRIER GROUP PTY LTD	WALL MOUNT RECTRACTABLE BELTS	1205.6
EFT42917	01/11/2019	BELMONT - REDCLIFFE NEWSROUND	NEWSPAPERS	61.06
EFT42918	01/11/2019	BELMONT TYREPOWER (RICHARDS TYRES)	TYRE PUNCTURE REPAIR	50.00
EFT42919	01/11/2019	BIN BATH AUSTRALIA PTY LTD	BIN CLEANING	134.42
EFT42920	01/11/2019	BOYA EQUIPMENT	PLANT PARTS	253.88
EFT42921	01/11/2019	BRIGHTMARK GROUP PTY LTD	CLEANING SERVICES & CONSUMABLES	2,828.59
EFT42922	01/11/2019	BROOKSIDE VINEYARD	CATERING SUPPLIES	240.00
EFT42923	01/11/2019	BUDGET ELECTRICS	BUILDING REPAIRS & MAINTENANCE & REPLACING LED LIGHTS	977.90
EFT42924	01/11/2019	BUNNINGS GROUP LTD	HARDWARE SUPPLIES	122.06
EFT42925	01/11/2019	BURSON AUTOMOTIVE PTY LTD	PLANT PARTS	3,711.73
EFT42926	01/11/2019	CABCHARGE	ADMIN FEE	6.00
EFT42927	01/11/2019	CAPITAL TRANSPORT SERVICES (WA) PTY LTD	COURIER SERVICE	1,133.02
EFT42928	01/11/2019	CBC AUSTRALIA PTY LTD (WA DIVISION)	PARTS FOR GRINDER & TROMMEL	360.13
EFT42929	01/11/2019	CHEMCENTRE	WOODCHIP & FINES SAMPLE MONITORING	90.20
EFT42930	01/11/2019	CHILD SUPPORT	EMPLOYEE DEDUCTION	601.19
EFT42931	01/11/2019	CJD EQUIPMENT PTY LTD	PLANT MAINTENANCE, PARTS & SERVICE	5,877.12
EFT42932	01/11/2019	COMPU-STOR	IT BACKUP DATA SERVICES	692.34
EFT42933	01/11/2019	CPR ELECTRICAL SERVICES	ELECTRICAL REPAIRS AT HAZELMERE SITE & ASCOT PLACE & INSTALL SECURITY CAMERA AT THE GATE AT HAZELMERE	9,889.00
EFT42934	01/11/2019	CROMMELINS AUSTRALIA	PLANT PARTS	88.00
EFT42935	01/11/2019	CSE CROSSCOM PTY LTD	TWO-WAY RADIO PURCHASES FOR HAZELMERE	4,193.21
EFT42936	01/11/2019	DARLING EARTH MOVERS PTY LTD	EQUIPMENT HIRE	1,666.50
EFT42937	01/11/2019	DAVID GRAY & CO PTY LTD	PURCHASE OF BIN LIDS & STICKERS	35.20
EFT42938	01/11/2019	DIVERSECO PTY LTD	CONTRACT PAYMENT - HAZELMERE WEIGHBRIDGE UPGRADE	11,770.85
EFT42939	01/11/2019	DMB FLUID TECHNOLOGIES PTY LTD	REPAIRS TO FUEL NOZZLE	1,022.67
EFT42940	01/11/2019	ECO ENVIRONMENTAL (BENFOSTER PTY LTD)	GROUNDWATER MONITORING EQUIPMENT - CALEBRATION	165.00
EFT42941	01/11/2019	EES SHIPPING PTY LTD	WWiE PAYMENT RE EMRC / ANERGY AGREEMENT	10,466.10
EFT42942	01/11/2019	EFFICIENT REFRIGERATION & ENERGY SAVINGS PTY LTD	QUARTERLY AIRCONDITIONING MAINTENANCE - NEW RED HILL ADMIN BUILDING	770.00
EFT42943	01/11/2019	ELAN ENERGY MATRIX	TYRE DISPOSAL COSTS	401.10
EFT42944	01/11/2019	FILTERS PLUS	PLANT FILTERS	2,059.21
EFT42945	01/11/2019	FRESH BOOST PTY LTD ATF BANDITS TRUST	STAFF AMENITIES	1,367.28
EFT42946	01/11/2019	FUJI XEROX AUSTRALIA PTY LTD	PHOTOCOPIER MAINTENANCE & SUPPLIES	4,262.50
EFT42947	01/11/2019	FULCHER'S TREE SERVICE	CUTTING OVERHANGING BRANCHES AT HAZELMERE	440.00
EFT42948	01/11/2019	GALLERIA TOYOTA	VEHICLE PURCHASE	60,305.69
EFT42949	01/11/2019	GOODCHILD ENTERPRISES	BATTERY PURCHASE	481.80



11
Eastern Metropolitan Regional Council
CEO's DELEGATED PAYMENTS LIST
FOR THE MONTHS OF NOVEMBER & DECEMBER 2019

Cheque / EFT No	Date	Payee		Amount
EFT42950	01/11/2019	GREENS ELECTRICAL SERVICE	PUMP REPAIR	2,559.70
EFT42951	01/11/2019	GREG WOOD TWISTECH	FENCE REPAIRS & INSTALL FENCE AROUND ASBESTOS RECEIVAL AREA	3,723.50
EFT42952	01/11/2019	GROENEVELD AUSTRALIA P/L	PLANT REPAIR	3,976.37
EFT42953	01/11/2019	GTA CONSULTANTS (WA) PTY LTD	CONSULTING FEE - REGIONAL ROAD SAFETY STRATEGY	6,836.50
EFT42954	01/11/2019	HA HIRE	LINEN HIRE - COUNCIL MEETING	142.76
EFT42955	01/11/2019	HEALTHCORP PTY LTD	STAFF TRAINING	1,500.00
EFT42956	01/11/2019	HITACHI CONSTRUCTION MACHINERY (AUSTRALIA) PTY LTD	PLANT SERVICE & MAINTENANCE & REPAIR	3,629.42
EFT42957	01/11/2019	ILLION AUSTRALIA PTY LTD (DUN & BRADSTREET)	ONLINE CREDIT REFERENCE CHECKS	39.60
EFT42958	01/11/2019	IPING PTY LTD	INTERNET SERVICE	1,128.80
EFT42959	01/11/2019	JBS&G AUSTRALIA P/L T/A STRATEGEN JBS&G	CONSULTING FEE - LIQUID WASTE & WWtE	5,654.00
EFT42960	01/11/2019	JCB CONSTRUCTION EQUIPMENT AUSTRALIA (CFC HOLDINGS-CEA; JCB CEA; DYNAPAC CEA)	PLANT SERVICE & MAINTENANCE	451.07
EFT42961	01/11/2019	JEM HEALTH (JEM MEDICAL PTY LTD)	SURVEILLANCE PROGRAM - HEALTH CHECKS FOR EMPLOYEES	2,299.92
EFT42962	01/11/2019	JJ RICHARDS & SONS P/L	PRODUCT TRANSPORTATION COST	2,707.50
EFT42963	01/11/2019	KONE BUILDING DOORS - A DIV OF KONE ELEVATORS PTY LTD	MAINTENANCE - ASCOT PLACE GARAGE DOOR	3,845.58
EFT42964	01/11/2019	KOTT GUNNING LAWYERS	LEGAL ADVICE	5,713.84
EFT42965	01/11/2019	L & H GROUP	WWtE PAYMENT RE EMRC / ANERGY AGREEMENT	1,282.82
EFT42966	01/11/2019	LABOURFORCE IMPEX PERSONNEL P/L	LABOUR HIRE	9,394.94
EFT42967	01/11/2019	LANDFILL GAS & POWER PTY LTD	ELECTRICITY CHARGES	52,129.42
EFT42968	01/11/2019	LIFTRITE HIRE & SALES	PLANT PARTS	217.22
EFT42969	01/11/2019	LO-GO APPOINTMENTS	LABOUR HIRE	10,616.05
EFT42970	01/11/2019	LOGICAMMS AUSTRALIA PTY LTD	EQUIPMENT SERVICE & SUPPORT	7,820.73
EFT42971	01/11/2019	MADDINGTON CONCRETE PRODUCTS PTY LTD	DRANAGE PIPES FOR CLASS IV	9,493.00
EFT42972	01/11/2019	MAIL PLUS PERTH	MAIL EXPENSES	369.60
EFT42973	01/11/2019	MAJOR MOTORS PTY LTD	PLANT PARTS	585.52
EFT42974	01/11/2019	MAJOR SECURITY SERVICES PTY LTD	SECURITY MONITORING	4,223.42
EFT42975	01/11/2019	MARKET CREATIONS PTY LTD	IT CONSULTING	2,948.00
EFT42976	01/11/2019	MARTIN'S TRAILER PARTS	PLANT PARTS	19.87
EFT42977	01/11/2019	MCLEODS BARRISTERS & SOLICITORS	AUDIT REQUEST LETTER FEE	154.00
EFT42978	01/11/2019	MIDLAND CEMENT MATERIALS	CONCRETE RAKES FOR HAZELMERE	220.00
EFT42979	01/11/2019	MISS MAUD	CATERING COSTS	284.50
EFT42980	01/11/2019	MONADELPHOUS ENGINEERING ASSOCIATES PTY LTD	CONSULTING FEE - WWtE SUPERINTENDENT SERVICES	18,469.00
EFT42981	01/11/2019	NAHREL JOY DALLYWATER T/A DALLYWATER CONSULTING	GREENWASTE STREAM AUDIT FEE	17,871.70
EFT42982	01/11/2019	NAPA (FORMERLY KNOWN AS COVS)	PLANT PARTS	107.59
EFT42983	01/11/2019	NATURAL AREA CONSULTING MANAGEMENT SERVICES	CONSULTING FEE - WASTE ENVIRONMENTAL OPERATION AT RED HILL	4,950.00
EFT42984	01/11/2019	NBN CO LIMITED	REFUND DUE TO CANCELLATION OF NBN SERVICE PROVIDER FORUM	2,200.00
EFT42985	01/11/2019	NETLINK GROUP PTY LTD	PHONE SYSTEM CUT OVER COSTS	998.25
EFT42986	01/11/2019	NEVILLE REFRIGERATION & AIRCONDITIONING	DEGASSING OF FRIDGES & AIRCONDITIONERS - RED HILL	1,243.00
EFT42987	01/11/2019	NK ASPHALTS PTY LTD	WIDENING OF SPEED HUMPS AT HAZELMERE	1,078.00
EFT42988	01/11/2019	OFFICEWORKS	OFFICE CONSUMABLES	179.98
EFT42989	01/11/2019	ONSITE RENTALS PTY LTD	EQUIPMENT RENTAL	424.66
EFT42990	01/11/2019	OTICON AUSTRALIA P/L T/A AUDIKA	AUDIOLOGICAL ASSESSMENT FOR STAFF	45.10
EFT42991	01/11/2019	OTIS ELEVATOR COMPANY PTY LTD	BUILDING MAINTENANCE & REPAIRS	1,698.47
EFT42992	01/11/2019	PIRTEK MIDLAND (M & B HYDRAULICS PTY LTD)	HYDRAULIC HOSE SUPPLIES & REPAIRS	2,767.58
EFT42993	01/11/2019	PRESTIGE ALARMS	SECURITY CAMERA MAINTENANCE AT RED HILL	1,534.50
EFT42994	01/11/2019	PRIMARIES	HARDWARE SUPPLIES	829.73
EFT42995	01/11/2019	PROFICIENCY GROUP PTY LTD T/AS INFORMATION PROFICIENCY & SIGMA DATA	RECORDS MANAGEMENT ANNUAL SUPPORT FEE	17,600.00
EFT42996	01/11/2019	PRUDENTIAL INVESTMENT SERVICES CORP P/L	INVESTMENT ADVISORY SERVICES	1,959.65
EFT42997	01/11/2019	PUMPS UNITED PTY LTD - VORTEX GROUP	PUMPS HIRE - DEWATERING PONDS LOT 9 RED HILL	5,808.00
EFT42998	01/11/2019	RADIATION PROFESSIONALS PTY LTD	RADIONUCLIDE SAMPLING - LEACHATE PONDS	7,496.85
EFT42999	01/11/2019	RELATIONSHIPS AUSTRALIA WA INC	EAP - COUNSELLING FEES	330.00



12
Eastern Metropolitan Regional Council
CEO's DELEGATED PAYMENTS LIST
FOR THE MONTHS OF NOVEMBER & DECEMBER 2019

Cheque / EFT No	Date	Payee		Amount
EFT43000	01/11/2019	REMONDIS AUSTRALIA PTY LTD	COLLECTION OF PAPER RECYCLABLES	9.24
EFT43001	01/11/2019	RENT A FENCE PTY LTD	HIRING COSTS - TEMPORARY FENCE FOR HRRP	660.00
EFT43002	01/11/2019	RENTOKIL INITIAL PTY LTD	QUARTERLY PEST CONTROL SERVICE	1,122.50
EFT43003	01/11/2019	ROL-WA PTY LTD T/AS ALLPEST	TERMITE INSPECTION AND RODENT CONTROL	528.00
EFT43004	01/11/2019	RUDD INDUSTRIAL AND FARM SUPPLIES	HARDWARE SUPPLIES	608.55
EFT43005	01/11/2019	SAFETYCARE AUSTRALIA PTY LTD	SUBSCRIPTION - SAFETYHUB	1,045.00
EFT43006	01/11/2019	SEEK LIMITED	ADVERTISEMENT - RECRUITMENT	1,375.00
EFT43007	01/11/2019	SEME SOLUTIONS PTY LTD	EQUIPMENT MAINTENANCE - SECURITY CAMERA	1,188.44
EFT43008	01/11/2019	SIGNATURE PAVING AND EARTHWORKS PTY LTD	CIVIL WORKS AROUND HAZELMERE SITE	4,511.53
EFT43009	01/11/2019	SONIC HEALTHPLUS PTY LTD	PRE-EMPLOYMENT MEDICAL	660.00
EFT43010	01/11/2019	SOURCE MY PARTS	PLANT PARTS	669.55
EFT43011	01/11/2019	SPUDS GARDENING SERVICES	GROUND MAINTENANCE, SITE REHABILITATION & WEED CONTROL - RED HILL	14,937.00
EFT43012	01/11/2019	STAINLESS FASTENER SUPPLIES	WWiE PAYMENT RE EMRC / ANERGY AGREEMENT	679.27
EFT43013	01/11/2019	STEWARTS PEST CONTROL	PEST CONTROL - HAZELMERE	195.00
EFT43014	01/11/2019	SWAN FIRE SERVICES	SERVICE MAINTENANCE - FIRE PROTECTION SYSTEM	173.80
EFT43015	01/11/2019	SYNNOTT MULHOLLAND MANAGEMENT SERVICES P/L T/A CONSULTATION	CONSULTING FEE - FOGO TRIAL	1,501.50
EFT43016	01/11/2019	TALIS CONSULTANTS	CONSULTING FEE - VARIOUS PROJECTS FOR RED HILL AND HAZELMERE SITES	44,235.50
EFT43017	01/11/2019	TELSTRA CORPORATION LTD	TELEPHONE CHARGES	366.41
EFT43018	01/11/2019	THE PJA TRUST	CONNECT GATE CONTROL WIRES AT HAZELMERE	185.00
EFT43019	01/11/2019	THE WATERSHED	SUPPLY & INSTALL PONTOON BASED EVAPORATION SYSTEM ATO RED HILL & SUPPLY OF PLANT PLANTS	16,329.10
EFT43020	01/11/2019	THERMO FISHER SCIENTIFIC AUSTRALIA PTY LTD	SUPPLY LIQUINOX DETERGENTS	132.11
EFT43021	01/11/2019	TIM DAVIES LANDSCAPING PTY LTD (TDL)	GARDEN MAINTENANCE ASCOT PLACE	1,014.99
EFT43022	01/11/2019	TJ DEPIAZZI & SONS	PRODUCT TRANSPORTATION COSTS	4,997.85
EFT43023	01/11/2019	TOTALLY WORKWEAR MIDLAND	PROTECTIVE CLOTHING	478.48
EFT43024	01/11/2019	TUTT BRYANT EQUIPMENT (BT EQUIPMENT PTY LTD)	PLANT PARTS	1,175.90
EFT43025	01/11/2019	VARLEY GROUP	PLANT PART	1,604.46
EFT43026	01/11/2019	VOLICH WASTE CONTRACTORS PTY LTD	BULK BIN HIRE	44.00
EFT43027	01/11/2019	WA HINO SALES AND SERVICE	PLANT PART	1,083.79
EFT43028	01/11/2019	WATERLOGIC AUSTRALIA PTY LTD	EQUIPMENT RENTAL	519.31
EFT43029	01/11/2019	WELDLOK INDUSTRIES PTY LTD	WWiE PAYMENT RE EMRC / ANERGY AGREEMENT	2,018.85
EFT43030	01/11/2019	WEST TIP WASTE CONTROL	PRODUCT TRANSPORTING COSTS	1,996.50
EFT43031	01/11/2019	WESTERN AUSTRALIAN LOCAL GOVERNMENT ASSOCIATION (WALGA)	STAFF TRAINING	1,156.00
EFT43032	01/11/2019	WESTERN MAZE T/A WESTERN EDUCTING SERVICE	DUST EXTRACTION UNIT MAINTENANCE - GRINDER	1,831.50
EFT43033	01/11/2019	WESTRAC EQUIPMENT PTY LTD	PLANT SERVICE AGREEMENT & PLANT PARTS & REPAIRS	4,365.60
EFT43034	01/11/2019	WINC AUSTRALIA PTY LTD	STATIONERY & CONSUMABLES	708.89
EFT43035	01/11/2019	WORK CLOBBER	PROTECTIVE CLOTHING	804.00
EFT43036	01/11/2019	WREN OIL	WASTE OIL REMOVAL	16.50
EFT43037	05/11/2019	CITY OF BAYSWATER	STAFF HEALTH PROMOTION	60.30
EFT43038	05/11/2019	MADDINGTON CONCRETE PRODUCTS PTY LTD	DRANAGE PIPES FOR CLASS IV	7,293.00
EFT43039	05/11/2019	MECHTRIC PTY LTD	WWiE PAYMENT RE EMRC / ANERGY AGREEMENT	304.92
EFT43040	05/11/2019	MIDALIA STEEL (ONESTEEL)	WWiE PAYMENT RE EMRC / ANERGY AGREEMENT	1,660.13
EFT43041	05/11/2019	NEVERFAIL SPRINGWATER	BOTTLED WATER	168.03
EFT43042	05/11/2019	NK ASPHALTS PTY LTD	SUPPLY OF ASPHALTS TO HRRP	1,078.00
EFT43043	05/11/2019	NV ENGINEERING PTY LTD	WWiE PAYMENT RE EMRC / ANERGY AGREEMENT	1,039.50
EFT43044	05/11/2019	PACE PAINTING - TONY PACE	BUILDING MAINTNENANCE AT ASCOT PLACE	300.00
EFT43045	05/11/2019	PAYG PAYMENTS	PAYG TAXATION PAYMENT	78,394.00
EFT43046	05/11/2019	SMC CORPORATION (AUSTRALIA) PTY LTD	WWiE PAYMENT RE EMRC / ANERGY AGREEMENT	321.31
EFT43047	05/11/2019	TANK MASTER AUSTRALIA PTY LTD	WWiE PAYMENT RE EMRC / ANERGY AGREEMENT	12,940.40
EFT43048	05/11/2019	TECO AUSTRALIA PTY LTD	WWiE PAYMENT RE EMRC / ANERGY AGREEMENT	1,918.40
EFT43049	05/11/2019	UNIQUE METALS LASER	WWiE PAYMENT RE EMRC / ANERGY AGREEMENT	3,542.81

Cheque / EFT No	Date	Payee		Amount
EFT43050	05/11/2019	VULCAN STEEL PTY LTD (VULCAN STAINLESS)	WWiE PAYMENT RE EMRC / ANERGY AGREEMENT	5,058.06
EFT43051	08/11/2019	DARLINGTON HISTORY GROUP	CANCELLED EFT - INCORRECT POSTING PERIOD	200.00
EFT43052	08/11/2019	ENVIRONMENTAL CONSULTANTS ASSOCIATION	CANCELLED EFT - INCORRECT POSTING PERIOD	990.00
EFT43053	08/11/2019	KERRY WILSON	CANCELLED EFT - INCORRECT POSTING PERIOD	166.57
EFT43054	08/11/2019	M2 TECHNOLOGY	CANCELLED EFT - INCORRECT POSTING PERIOD	660.00
EFT43055	08/11/2019	NEVILLE COLLARD	CANCELLED EFT - INCORRECT POSTING PERIOD	1,500.00
EFT43056	08/11/2019	ROL-WA PTY LTD T/AS ALLPEST	CANCELLED EFT - INCORRECT POSTING PERIOD	1,424.90
EFT43057	08/11/2019	SYSTEMS EDGE MANAGEMENT SERVICES P/T T/A PRACSYS	CANCELLED EFT - INCORRECT POSTING PERIOD	10,769.00
EFT43058	08/11/2019	TELSTRA CORPORATION LTD	CANCELLED EFT - INCORRECT POSTING PERIOD	327.83
EFT43059	08/11/2019	WINC AUSTRALIA PTY LTD	CANCELLED EFT - INCORRECT POSTING PERIOD	2,268.53
EFT43060	12/11/2019	CITY OF BELMONT	COUNCIL RATES - INSTALMENT	2,629.55
EFT43061	12/11/2019	CITY OF SWAN	STAFF HEALTH PROMOTION	65.00
EFT43062	12/11/2019	HAMMEL INTERNATIONAL (COYLE SALES SERVICES) CSS EQUIPMENT	PARTS FOR GRINDER	1,214.84
EFT43063	12/11/2019	HOUSE OF ASTRADA & ALLWEST UNIFORMS (VERA PTY LTD)	STAFF UNIFORMS	897.00
EFT43064	12/11/2019	KSCE ENGINEERS	WWiE PAYMENT RE EMRC / ANERGY AGREEMENT	5,005.00
EFT43065	12/11/2019	MIKE TURNER	STAFF REIMBURSEMENT	645.00
EFT43066	12/11/2019	MOTORCHARGE PTY LTD	FLEET FUEL PURCHASES	2,863.13
EFT43067	12/11/2019	PRAPTI MEHTA	CONSULTANCY FEE - HR	2,350.00
EFT43068	12/11/2019	SHIRE OF MUNDARING	STAFF HEALTH PROMOTION	156.00
EFT43069	12/11/2019	TELSTRA CORPORATION LTD	TELEPHONE CHARGES	240.49
EFT43070	13/11/2019	ANERGY AUSTRALIA PTY LTD T/A ANSAC	WWiE - CONTRACT VARIATION PAYMENT	24,676.96
EFT43071	15/11/2019	AUSTRALIA'S DETAILING GROUP - ADAM TENCH	CLEANING CAR POOL VEHICLES	300.00
EFT43072	15/11/2019	AUTOMATIC HEATING	WWiE PAYMENT RE EMRC / ANERGY AGREEMENT	420.23
EFT43073	15/11/2019	BP AUSTRALIA PTY LTD	FUEL PURCHASES	62,894.06
EFT43074	15/11/2019	CARPENTRY, HOUSE AND YARD MAINTENANCE	RED HILL WORKSHOP - MAINTENANCE	960.00
EFT43075	15/11/2019	CATHY LEVETT	STAFF REIMBURSEMENT	140.20
EFT43076	15/11/2019	CHILD SUPPORT	EMPLOYEE DEDUCTION	601.19
EFT43077	15/11/2019	CITY OF KALAMUNDA	REFUND OF OVERPAYMENT - BOND FOR HIRING OF ZIG ZAG SEMINAR ROOM	200.00
EFT43078	15/11/2019	DINGO BUS CHARTER	BUS HIRE	460.00
EFT43079	15/11/2019	EES SHIPPING PTY LTD	WWiE PAYMENT RE EMRC / ANERGY AGREEMENT	7,293.91
EFT43080	15/11/2019	HI-CRAFT GROUP PTY LTD	WWiE PAYMENT RE EMRC / ANERGY AGREEMENT	1,369.50
EFT43081	15/11/2019	HV CONTRACTING PTY LTD	WWiE PAYMENT RE EMRC / ANERGY AGREEMENT	10,978.00
EFT43082	15/11/2019	KONNECT FASTENING SYSTEMS	WWiE PAYMENT RE EMRC / ANERGY AGREEMENT	1,813.91
EFT43083	15/11/2019	KOTT GUNNING LAWYERS	REVIEW OF AGREEMENT - WARRRL	4,309.36
EFT43084	15/11/2019	L & H GROUP	WWiE PAYMENT RE EMRC / ANERGY AGREEMENT	1,503.59
EFT43085	15/11/2019	L.A. BOYNES & CO PTY LTD T/AS BOYNES SPRINGS	WWiE PAYMENT RE EMRC / ANERGY AGREEMENT	192.50
EFT43086	15/11/2019	MIDALIA STEEL (ONESTEEL)	WWiE PAYMENT RE EMRC / ANERGY AGREEMENT	381.63
EFT43087	15/11/2019	MVLV POWER SOLUTIONS P/L	WWiE PAYMENT RE EMRC / ANERGY AGREEMENT	17,428.78
EFT43088	15/11/2019	NEARMAP.COM	ANNUAL LICENCE RENEWAL	16,500.00
EFT43089	15/11/2019	NV ENGINEERING PTY LTD	WWiE PAYMENT RE EMRC / ANERGY AGREEMENT	1,404.70
EFT43090	15/11/2019	PARTOUT PTY LTD T/A STATEWIDE BEARINGS	WWiE PAYMENT RE EMRC / ANERGY AGREEMENT	648.79
EFT43091	15/11/2019	SOUTHERN METROPOLITAN REGIONAL COUNCIL	CONSULTANCY FEE - WASTE AUDIT	29,848.50
EFT43092	15/11/2019	TECPRO PTY LTD (PREVIOUSLY MAHTI PRODUCTS P/L T/A TECPRO AUSTRALIA)	WWiE PAYMENT RE EMRC / ANERGY AGREEMENT	1,510.63
EFT43093	15/11/2019	UNIQUE METALS LASER	WWiE PAYMENT RE EMRC / ANERGY AGREEMENT	16,899.48
EFT43094	15/11/2019	VULCAN STEEL PTY LTD (VULCAN STAINLESS)	WWiE PAYMENT RE EMRC / ANERGY AGREEMENT	55,572.56
EFT43095	15/11/2019	WELDLOK INDUSTRIES PTY LTD	WWiE PAYMENT RE EMRC / ANERGY AGREEMENT	15,297.07
EFT43096	15/11/2019	YOGA BY LAUREN CATALANO	STAFF HEALTH PROMOTION	450.00
EFT43097	19/11/2019	A2K TECHNOLOGIES PTY LTD	STAFF TRAINING	242.00
EFT43098	19/11/2019	CAVERSHAM HOUSE	VENUE HIRE & CATERING COST - STAFF FUCNTION	7,711.50
EFT43099	19/11/2019	LGIS INSURANCE BROKING	ANNUAL INSURANCE PREMIUMS ADJUSTMENT	632.41

Cheque / EFT No	Date	Payee		Amount
EFT43100	19/11/2019	PAYG PAYMENTS	PAYG TAXATION PAYMENT	77,484.00
EFT43101	19/11/2019	SYNERGY	ELECTRICITY CHARGES - HAZELMERE	4,415.73
EFT43102	19/11/2019	TANGIBILITY PTY LTD	MARKETING MATERIALS	1,559.25
EFT43103	20/11/2019	DEPUTY COMMISSIONER OF TAXATION	GST PAYMENT	338,299.00
EFT43104	20/11/2019	INGOT HOTEL PERTH	VENUE HIRE - STAFF FUCNTION	500.00
EFT43105	20/11/2019	MARSHALL BEATTIE PTY LTD	SUPPLY & INSTALL BOOM GATE FOR HRRP	3,601.40
EFT43106	08/11/2019	DARLINGTON HISTORY GROUP	WORKSHOP FEE - BS4Y	200.00
EFT43107	08/11/2019	ENVIRONMENTAL CONSULTANTS ASSOCIATION	STAFF TRAINING	990.00
EFT43108	08/11/2019	KERRY WILSON	STAFF REIMBURSEMENT	166.57
EFT43109	08/11/2019	M2 TECHNOLOGY	UPDATE PHONE MESSAGE - CHRISTMAS & NEW YEAR	660.00
EFT43110	08/11/2019	NEVILLE COLLARD	SMOKING CEREMONY	1,500.00
EFT43111	08/11/2019	ROL-WA PTY LTD T/AS ALLPEST	TERMITE INSPECTION AND RODENT CONTROL	1,424.90
EFT43112	08/11/2019	SYSTEMS EDGE MANAGEMENT SERVICES P/T T/A PRACSYS	CONSULTANCY FEE - ATTRACTING BUSINESS INVESMENT IN PERTH'S EASTERN REGION	10,769.00
EFT43113	08/11/2019	TELSTRA CORPORATION LTD	TELEPHONE CHARGES	327.83
EFT43114	08/11/2019	WINC AUSTRALIA PTY LTD	STATIONERY & CONSUMABLES	2,268.53
EFT43115	22/11/2019	ACU-TECH PTY LTD	WWiE PAYMENT RE EMRC / ANERGY AGREEMENT	2,236.31
EFT43116	22/11/2019	ADELAIDE SCAFFOLD SOLUTIONS PTY LTD (OLDFIELDS ADVANCE SCAFFOLD)	WWiE PAYMENT RE EMRC / ANERGY AGREEMENT	1,783.76
EFT43117	22/11/2019	BLACKWOODS CANNINGVALE	WWiE PAYMENT RE EMRC / ANERGY AGREEMENT	13,337.54
EFT43118	22/11/2019	DARCO INDUSTRIES	WWiE PAYMENT RE EMRC / ANERGY AGREEMENT	1,584.00
EFT43119	22/11/2019	EES SHIPPING PTY LTD	WWiE PAYMENT RE EMRC / ANERGY AGREEMENT	4,862.58
EFT43120	22/11/2019	FUJI XEROX AUSTRALIA PTY LTD	PHOTOCOPIER MAINTENANCE & SUPPLIES	1,266.80
EFT43121	22/11/2019	GLOBAL AUTOCOAT PTY LTD	WWiE PAYMENT RE EMRC / ANERGY AGREEMENT	1,220.98
EFT43122	22/11/2019	GOLDSQUARE CORPORATION T/A HENDERSON HOSE & FITTING	WWiE PAYMENT RE EMRC / ANERGY AGREEMENT	1,116.81
EFT43123	22/11/2019	KLB SYSTEMS	PRINTER CONSUMABLES	159.50
EFT43124	22/11/2019	KLINGER LIMITED	WWiE PAYMENT RE EMRC / ANERGY AGREEMENT	1,462.65
EFT43125	22/11/2019	L & H GROUP	WWiE PAYMENT RE EMRC / ANERGY AGREEMENT	235.74
EFT43126	22/11/2019	MARKETFORCE	MARKETING MATERIALS - NBN FORUM	2,710.42
EFT43127	22/11/2019	MIDALIA STEEL (ONESTEEL)	WWiE PAYMENT RE EMRC / ANERGY AGREEMENT	2,281.07
EFT43128	22/11/2019	MVLV POWER SOLUTIONS P/L	WWiE PAYMENT RE EMRC / ANERGY AGREEMENT	7,647.18
EFT43129	22/11/2019	NV ENGINEERING PTY LTD	WWiE PAYMENT RE EMRC / ANERGY AGREEMENT	374.00
EFT43130	22/11/2019	PERTH ENERGY PTY LTD	GAS SUPPLY - WWiE	142.80
EFT43131	22/11/2019	ROBAYNE INDUSTRIAL SUPPLIES PTY LTD	WWiE PAYMENT RE EMRC / ANERGY AGREEMENT	4,986.50
EFT43132	22/11/2019	ROLADUCT SPIRAL TUBING (VIC) PTY LTD	WWiE PAYMENT RE EMRC / ANERGY AGREEMENT	25,520.00
EFT43133	22/11/2019	SYNERGY	ELECTRICITY CHARGES - HAZELMERE	968.96
EFT43134	22/11/2019	TELSTRA CORPORATION LTD	TELEPHONE CHARGES	5,813.30
EFT43135	22/11/2019	TOTAL TOOLS MIDLAND	WWiE PAYMENT RE EMRC / ANERGY AGREEMENT	1,179.05
EFT43136	22/11/2019	UNIQUE METALS LASER	WWiE PAYMENT RE EMRC / ANERGY AGREEMENT	9,983.50
EFT43137	22/11/2019	VALVE & FITTING AUSTRALIA	WWiE PAYMENT RE EMRC / ANERGY AGREEMENT	2,911.06
EFT43138	22/11/2019	WASTE MANAGEMENT & RESOURCE RECOVERY ASSOCIATION AUSTRALIA (WMRR)	ANNUAL CORPORATE MEMBERSHIP RENEWAL	1,965.00
EFT43139	22/11/2019	WENCO P/L	WWiE PAYMENT RE EMRC / ANERGY AGREEMENT	671.00
EFT43140	22/11/2019	ZONE RESOURCE SERVICES PTY LTD T/A BARDAP HYDRAULICS	WWiE PAYMENT RE EMRC / ANERGY AGREEMENT	13,967.88
EFT43141	26/11/2019	CBC AUSTRALIA PTY LTD (WA DIVISION)	PARTS FOR GRINDER	220.57
EFT43142	26/11/2019	DAVE DITCHBURN PHOTOGRAPHY	PHOTOGRAPHY - BS4Y WORKSHOP	400.00
EFT43143	26/11/2019	JASON SIGNMAKERS	SIGNAGE	161.88
EFT43144	26/11/2019	ST JOHN AMBULANCE ASSOCIATION	STAFF TRAINING	462.00
EFT43145	26/11/2019	WA BROILER GROWERS ASSOCIATION (INC)	REFUND OF PAYMENT GUARANTEE	7,545.45
EFT43146	29/11/2019	AIR-MET SCIENTIFIC PTY LTD	EQUIPMENT RENTAL	522.50
EFT43147	29/11/2019	AUSTRALIA POST - ASCOT PLACE	POSTAL CHARGES	331.65
EFT43148	29/11/2019	CABCHARGE	ADMIN FEE	6.00
EFT43149	29/11/2019	CHAMBER OF COMMERCE AND INDUSTRY OF WESTERN AUSTRALIA (INC)	STAFF TRAINING	299.00

Cheque / EFT No	Date	Payee		Amount
EFT43150	29/11/2019	CHILD SUPPORT	EMPLOYEE DEDUCTION	601.19
EFT43151	29/11/2019	CHRIS KERSHAW PHOTOGRAPHY	PHOTOGRAPHY - ATTRACTING BUSINESS INVESMENT IN PERTHS EASTERN REGION	3,220.00
EFT43152	29/11/2019	SYNERGY	ELECTRICITY CHARGES - HAZELMERE	110.56
EFT43153	29/11/2019	WBHO INFRASTRUCTURE AUSTRALIA PTY LTD	CONSTRUCTION COSTS OF LANDFILL CELL AT RED HILL	440,471.34
EFT43154	02/12/2019	888 CRUSHING & SCREENING EQUIPMENT PTY LTD ATF 888 CRUSHING & SCREENING EQUIPMENT TRUST	EQUIPMENT HIRE - HAZELMERE	4,400.00
EFT43155	02/12/2019	AALAN LINE MARKING SERVICES	PAINTING OF SPEED HUMPS AT HAZELMERE	1,397.00
EFT43156	02/12/2019	ADVANCED NATIONAL SERVICES PTY LTD	CLEANING SERVICES & CONSUMABLES -ASCOT PLACE	2,573.22
EFT43157	02/12/2019	AIR FILTER DRY CLEAN SYSTEMS WA	CLEAN FILTERS	1,025.15
EFT43158	02/12/2019	ALLIGHTSYKES PTY LTD	EQUIPMENT REPAIR - EVAPORATOR	2,067.25
EFT43159	02/12/2019	ALLWEST PLANT HIRE	PLANT HIRE	5,225.44
EFT43160	02/12/2019	ANALYTICAL REFERENCE LABORATORY (ARL)	WATER & WOODCHIPS MONITORINGS FOR RED HILL AND HAZELMERE & SAMPLE TESTING FOR CITY OF CANNING	20,881.30
EFT43161	02/12/2019	ANNE PETTIT	WORKSHOP FEE - EARTH CARERS	250.00
EFT43162	02/12/2019	ARMAGUARD (LINFOX ARMAGUARD PTY LTD)	COURIER SERVICE	461.32
EFT43163	02/12/2019	ASK WASTE MANAGEMENT PTY LTD	CONSULTANCY FEE - CDS	1,430.00
EFT43164	02/12/2019	AUTOSWEEP WA (LAMBERT FAMILY TRUST)	SITE SWEEPING - HAZELMERE	3,080.00
EFT43165	02/12/2019	BARFIELD EARTHMOVING (JAYCOURT NOMINEES P/L)	PLANT & EQUIPMENT HIRE & PRODUCT TRANSPORTATION	25,346.28
EFT43166	02/12/2019	BELMONT - REDCLIFFE NEWSROUND	NEWSPAPERS	115.12
EFT43167	02/12/2019	BIN BATH AUSTRALIA PTY LTD	BIN CLEANING	103.40
EFT43168	02/12/2019	BIOGAS SYSTEMS AUSTRALIA PTY LTD	QUARTERLY SERVICES - LEACHATE DRAINAGE SYSTEMS & BORES	7,460.72
EFT43169	02/12/2019	BLUE DIAMOND MACHINERY PTY LTD	PLANT PARTS	453.20
EFT43170	02/12/2019	BOC LTD	EQUIPMENT RENTAL	269.68
EFT43171	02/12/2019	BRIDGED GROUP PTY LTD	EQUIPMENT HIRE	660.00
EFT43172	02/12/2019	BRIGHTMARK GROUP PTY LTD	CLEANING SERVICES & CONSUMABLES	2,828.59
EFT43173	02/12/2019	BRING COURIERS	COURIER SERVICE	371.57
EFT43174	02/12/2019	BUDGET ELECTRICS	BUILDING REPAIRS & MAINTENANCE & REPLACING LED LIGHTS	6,265.67
EFT43175	02/12/2019	BUNNINGS GROUP LTD	HARDWARE SUPPLIES & FLOATS FOR LEACHATE PONDS	922.20
EFT43176	02/12/2019	BURSON AUTOMOTIVE PTY LTD	PLANT PARTS	767.44
EFT43177	02/12/2019	CAPITAL TRANSPORT SERVICES (WA) PTY LTD	COURIER SERVICE	125.19
EFT43178	02/12/2019	CARPENTRY, HOUSE AND YARD MAINTENANCE	RED HILL ADMINISTRATION - BULDING MAINTENANCE	66.00
EFT43179	02/12/2019	CBC AUSTRALIA PTY LTD (WA DIVISION)	PLANT PARTS	836.00
EFT43180	02/12/2019	CHEMCENTRE	WOODCHIP & FINES SAMPLE MONITORING	90.20
EFT43181	02/12/2019	CIVIL AUTO ELECTRICS PTY LTD	PLANT REPAIR	831.60
EFT43182	02/12/2019	CJD EQUIPMENT PTY LTD	PLANT MAINTENANCE, PARTS & SERVICE	7,463.56
EFT43183	02/12/2019	COMMAND-A-COM AUSTRALIA PTY LTD	ASSIST WITH PHONE SYSTEM CUT OVER	319.00
EFT43184	02/12/2019	COMPU-STOR	IT BACKUP DATA SERVICES	1,017.17
EFT43185	02/12/2019	CPR ELECTRICAL SERVICES	ELECTRICAL MAINTENANCE - HAZELMERE WEIGHBRIDGE	1,171.50
EFT43186	02/12/2019	CROSSLAND & HARDY PTY LTD	SURVEYING COSTS - STOCKPILE, ASBESTOS & LEACHATE POND - RED HILL	2,189.00
EFT43187	02/12/2019	CUTTING EDGES REPLACEMENT PARTS PTY LTD	PLANT PARTS	400.28
EFT43188	02/12/2019	DEERING AUTRONICS AUSTRALIA P/L	PLANT MAINTENANCE	161.33
EFT43189	02/12/2019	DIAL BEFORE YOU DIG	DIAL BEFORE YOU DIG - HAZELMERE	110.00
EFT43190	02/12/2019	E & MJ ROSHER	PLANT SERVICE & MAINTENANCE	856.06
EFT43191	02/12/2019	ECOTECH P/L	WEBSITE MAINTENANCE FEE	561.00
EFT43192	02/12/2019	EDITH COWAN UNIVERSITY	VETIVER BIOFILTRATION RESEARCH PROJECT	2,200.00
EFT43193	02/12/2019	ELAN ENERGY MATRIX	TYRE DISPOSAL COSTS	696.45
EFT43194	02/12/2019	ELB EQUIPMENT	PLANT PARTS	840.80
EFT43195	02/12/2019	ELEMENT HYDROGRAPHIC SOLUTIONS	EQUIPMENT MAINTENANCE & SERVICE	1,679.70
EFT43196	02/12/2019	ELLENBROOK BUS SERVICE	BUS HIRE	429.00
EFT43197	02/12/2019	FENCE ERECT PTY LTD T/A IBOLT FENCING	FENCING FOR HRRP	8,261.00
EFT43198	02/12/2019	FILTERS PLUS	PLANT FILTERS	651.75
EFT43199	02/12/2019	FLASHBAY PTY LTD	MARKETING MATERIALS	867.35

Cheque / EFT No	Date	Payee		Amount
EFT43200	02/12/2019	FLEXI STAFF PTY LTD	LABOUR HIRE	17,716.71
EFT43201	02/12/2019	FRESH BOOST PTY LTD ATF BANDITS TRUST	STAFF AMENITIES	1,252.78
EFT43202	02/12/2019	FUJI XEROX AUSTRALIA PTY LTD	PHOTOCOPIER MAINTENANCE & SUPPLIES	969.70
EFT43203	02/12/2019	GOODCHILD ENTERPRISES	BATTERY PURCHASE	927.30
EFT43204	02/12/2019	GREG WOOD TWISTECH	SUPPLY & INSTALL FENCE AROUND LEACHATE PONDS	5,241.50
EFT43205	02/12/2019	HA HIRE	LINEN HIRE - COUNCIL MEETING	134.29
EFT43206	02/12/2019	HIRE A HUBBY ASCOT	BUILDING MAINTENANCE - ASCOT PLACE	1,203.17
EFT43207	02/12/2019	HITACHI CONSTRUCTION MACHINERY (AUSTRALIA) PTY LTD	PLANT SERVICE & MAINTENANCE & REPAIR	2,915.03
EFT43208	02/12/2019	ILLION AUSTRALIA PTY LTD (DUN & BRADSTREET)	ONLINE CREDIT REFERENCE CHECKS	9.90
EFT43209	02/12/2019	IPING PTY LTD	INTERNET SERVICE	1,128.80
EFT43210	02/12/2019	JBS&G AUSTRALIA P/L T/A STRATEGEN JBS&G	CONSULTING FEE - LIQUID WASTE, WWtE & EMISSIONS MONITORING	13,307.80
EFT43211	02/12/2019	JCB CONSTRUCTION EQUIPMENT AUSTRALIA (CFC HOLDINGS-CEA; JCB CEA; DYNAPAC CEA)	PLANT SERVICE & MAINTENANCE	580.58
EFT43212	02/12/2019	JJ RICHARDS & SONS P/L	PRODUCT TRANSPORTATION COST	2,512.50
EFT43213	02/12/2019	JP GROUP PTY LTD	PURCHASE OF STEEL PIPES - HAZELMERE	707.30
EFT43214	02/12/2019	JWA LOCATING SERVICE	LOCATE SEPTIC TANKS AND LEACHATE DRAINS AT HAZELMERE	467.50
EFT43215	02/12/2019	K2 AUDIOVISUAL PTY LTD	EQUIPMENT PURCHASES	8,393.00
EFT43216	02/12/2019	KARLA HOOPER	PRESENTATION FEE - EARTH CARERS COURSE	350.00
EFT43217	02/12/2019	KOOL KREATIVE	EMRC FOGO RECOVERY STRATEGY DOCUMENT	2,893.00
EFT43218	02/12/2019	KOTT GUNNING LAWYERS	LEGAL ADVICE & CONTRACT FINALISATION	19,559.06
EFT43219	02/12/2019	LABOURFORCE IMPEX PERSONNEL P/L	LABOUR HIRE	9,368.31
EFT43220	02/12/2019	LANDFILL GAS & POWER PTY LTD	ELECTRICITY CHARGES	24,878.72
EFT43221	02/12/2019	LGIS	HEALTH PROMOTION GROUP BENEFITS	4,264.70
EFT43222	02/12/2019	LIEBHERR AUSTRALIA PTY LTD	PLANT PARTS	111.65
EFT43223	02/12/2019	LIFTRITE HIRE & SALES	PLANT PARTS	2,132.82
EFT43224	02/12/2019	LO-GO APPOINTMENTS	LABOUR HIRE	15,596.89
EFT43225	02/12/2019	MAIL PLUS PERTH	MAIL EXPENSES	369.60
EFT43226	02/12/2019	MAJOR SECURITY SERVICES PTY LTD	SECURITY MONITORING	3,652.59
EFT43227	02/12/2019	MALCOLM & CARIL BARKER	SITE MAINTENANCE - HAZELMERE	880.00
EFT43228	02/12/2019	MARKET CREATIONS PTY LTD	IT CONSULTING	1,518.00
EFT43229	02/12/2019	MARSMEN PLUMBING	BUIDLING MAINTENANCE AT ASCOT PLACE	355.30
EFT43230	02/12/2019	MCINTOSH & SON	PLANT PARTS	1,107.58
EFT43231	02/12/2019	MCLEODS BARRISTERS & SOLICITORS	CONTRACT PREPARATION	5,353.17
EFT43232	02/12/2019	MISS MAUD	CATERING COSTS	117.40
EFT43233	02/12/2019	MONADELPHOUS ENGINEERING ASSOCIATES PTY LTD	CONSULTING FEE - WWtE SUPERINTENDENT SERVICES	69,556.85
EFT43234	02/12/2019	MORAY & AGNEW	LEGAL ADVICE - HR	1,402.50
EFT43235	02/12/2019	MR POTHOLE	POTHOLE REPAIRS	1,952.50
EFT43236	02/12/2019	MS GROUNDWATER MANAGEMENT	GROUNDWATER MONITORING COSTS - RED HILL	2,261.60
EFT43237	02/12/2019	NAPA (FORMERLY KNOWN AS COVS)	PLANT PARTS	157.22
EFT43238	02/12/2019	NEVERFAIL SPRINGWATER	BOTTLED WATER	436.80
EFT43239	02/12/2019	NK ASPHALTS PTY LTD	PROFILE SPEED HUMPS AT HAZELMERE	1,606.00
EFT43240	02/12/2019	OFFICEWORKS	OFFICE CONSUMABLES	617.95
EFT43241	02/12/2019	ONSITE RENTALS PTY LTD	EQUIPMENT RENTAL	433.53
EFT43242	02/12/2019	OSHGROUP PTY LTD	EMPLOYEE MEDICAL	1,854.50
EFT43243	02/12/2019	OTICON AUSTRALIA P/L T/A AUDIKA	AUDIOLOGICAL ASSESSMENT FOR STAFF	453.20
EFT43244	02/12/2019	OTIS ELEVATOR COMPANY PTY LTD	INSTALL CELLULAR GATEWAY COMMUNICATION SYSTEM IN ELEVATOR	3,322.00
EFT43245	02/12/2019	PERTH AUTO ALLIANCE P/L T/A LYNFORD MOTORS	VEHICLE PURCHASE	39,507.95
EFT43246	02/12/2019	PERTH SCIENTIFIC	CALIBRATION SOLUTIONS	104.50
EFT43247	02/12/2019	PETRO MIN ENGINEERS	CONSULTING FEE - WWtE	1,584.00
EFT43248	02/12/2019	PIRTEK MIDLAND (M & B HYDRAULICS PTY LTD)	HYDRAULIC HOSE SUPPLIES & REPAIRS	1,542.35
EFT43249	02/12/2019	PR POWER PTY LTD	EQUIPMENT PURCHASE - GENERATORS	45,455.70

Cheque / EFT No	Date	Payee		Amount
EFT43250	02/12/2019	PRIMARIES	HARDWARE SUPPLIES	436.00
EFT43251	02/12/2019	PRUDENTIAL INVESTMENT SERVICES CORP P/L	INVESTMENT ADVISORY SERVICES	1,959.65
EFT43252	02/12/2019	PUMPS UNITED PTY LTD - VORTEX GROUP	PUMP HIRE	2,882.00
EFT43253	02/12/2019	RANDSTAD PTY LTD	LABOUR HIRE	2,061.32
EFT43254	02/12/2019	RELATIONSHIPS AUSTRALIA WA INC	EAP - COUNSELLING FEES	660.00
EFT43255	02/12/2019	RENT A FENCE PTY LTD	HIRING COSTS - TEMPORARY FENCE FOR WW&E	110.00
EFT43256	02/12/2019	ROBYN BROWN	WORKSHOP PRESENTATION FEE - EARTH CARERS	350.00
EFT43257	02/12/2019	RUDD INDUSTRIAL AND FARM SUPPLIES	HARDWARE SUPPLIES	196.46
EFT43258	02/12/2019	S&L ENGINEERING (WA) PTY LTD	PLANT MAINTENANCE & REPAIR	580.25
EFT43259	02/12/2019	SCADDEN UNITED PTY LTD T/A TONY SCADDEN DIESEL	PLANT SERVICE,& MAINTENANCE	888.80
EFT43260	02/12/2019	SETON AUSTRALIA - BRADY AUSTRALIA PTY LTD T/AS	PLANT PARTS	297.00
EFT43261	02/12/2019	SHERRIN RENTALS PTY LTD	PLANT HIRE - TRACK LOADER	2,640.00
EFT43262	02/12/2019	SNAP BELMONT (BELSNAP PTY LTD)	PRINTING COSTS - BUSINESS CARDS & DAMAGE WAIVER BOOKS FOR RED HILL	1,523.08
EFT43263	02/12/2019	SONIC HEALTHPLUS PTY LTD	PRE-EMPLOYMENT MEDICAL	220.00
EFT43264	02/12/2019	SOURCE MY PARTS	PLANT PARTS	81.11
EFT43265	02/12/2019	SPUDS GARDENING SERVICES	GROUND MAINTENANCE, SITE REHABILITATION & WEED CONTROL - RED HILL	18,196.00
EFT43266	02/12/2019	ST JOHN AMBULANCE ASSOCIATION	STAFF TRAINING	160.00
EFT43267	02/12/2019	SWAN FIRE SERVICES	SERVICE MAINTENANCE - FIRE PROTECTION SYSTEM	173.80
EFT43268	02/12/2019	TALIS CONSULTANTS	CONSULTING FEE - VARIOUS PROJECTS AT RED HILL & HAZELMERE	33,909.58
EFT43269	02/12/2019	TANKS WEST PTY LTD	PURCHASE OF STORAGE TANK TO HAZELMERE	9,559.00
EFT43270	02/12/2019	TENDERLINK	ADVERTISING COSTS - TENDER	172.70
EFT43271	02/12/2019	THERMO FISHER SCIENTIFIC AUSTRALIA PTY LTD	RECALIBRATION OF EQUIPMENTS	437.80
EFT43272	02/12/2019	TIM DAVIES LANDSCAPING PTY LTD (TDL)	GARDEN MAINTENANCE ASCOT PLACE	1,553.99
EFT43273	02/12/2019	TJ DEPIAZZI & SONS	PRODUCT TRANSPORTATION COSTS	3,331.90
EFT43274	02/12/2019	TOOLMART AUSTRALIA PTY LTD	PLANT PARTS	860.90
EFT43275	02/12/2019	TOTALLY WORKWEAR MIDLAND	PROTECTIVE CLOTHING	883.77
EFT43276	02/12/2019	TUTT BRYANT EQUIPMENT (BT EQUIPMENT PTY LTD)	PLANT SERVICE, REPAIR & MAINTENANCE	3,977.86
EFT43277	02/12/2019	VOLICH WASTE CONTRACTORS PTY LTD	BULK BIN HIRE	44.00
EFT43278	02/12/2019	WATERLOGIC AUSTRALIA PTY LTD	EQUIPMENT RENTAL	519.31
EFT43279	02/12/2019	WEST TIP WASTE CONTROL	PRODUCT TRANSPORTING COSTS	2,651.00
EFT43280	02/12/2019	WESTERN AUSTRALIAN LOCAL GOVERNMENT ASSOCIATION (WALGA)	STAFF TRAINING	842.00
EFT43281	02/12/2019	WESTERN MAZE T/A WESTERN EDUCTING SERVICE	DUST EXTRACTION UNIT MAINTENANCE - GRINDER	610.50
EFT43282	02/12/2019	WESTERN RESOURCE RECOVERY PTY LTD	REMOVE WASTE LIQUID FROM 11 SUMPS - RED HILL	594.00
EFT43283	02/12/2019	WESTRAC EQUIPMENT PTY LTD	PLANT SERVICE AGREEMENT & PLANT PARTS & REPAIRS	7,788.79
EFT43284	02/12/2019	WINC AUSTRALIA PTY LTD	STATIONERY & CONSUMABLES	3,883.17
EFT43285	02/12/2019	WSP AUSTRALIA PTY LTD	CONSULTANCY FEE - FOGO PLANT DEVELOPMENT	13,762.10
EFT43286	02/12/2019	WURTH AUSTRALIA PTY LTD	PLANT PARTS	127.80
EFT43287	03/12/2019	MANDALAY TECHNOLOGIES PTY LTD	PART PAYMENT OF THE PURCHASE COSTS OF WEIGHBRIDGE SOFTWARE FOR RED HILL & HAZELMERE	11,242.00
EFT43288	03/12/2019	PAYG PAYMENTS	PAYG TAXATION PAYMENT	80,499.59
EFT43289	03/12/2019	SCADDEN UNITED PTY LTD T/A TONY SCADDEN DIESEL	PLANT REPAIR	1,184.15
EFT43290	03/12/2019	TELSTRA CORPORATION LTD	TELEPHONE CHARGES	469.11
EFT43291	06/12/2019	CITY OF BAYSWATER	2019 AVON DESCENT - GRANT DISTRIBUTION & STAFF HEALTH PROMOTION	41,430.90
EFT43292	06/12/2019	GENSET HIRE AND SALES AUSTRALIA PTY LTD	FUEL TANK PURCHASES	10,104.60
EFT43293	06/12/2019	KLB SYSTEMS	COMPUTER HARDWARE PURCHASES	8,948.50
EFT43294	06/12/2019	KOTT GUNNING LAWYERS	LEGAL ADVICE & REVIEW OF AGREEMENT	12,349.04
EFT43295	06/12/2019	NEVILLE COLLARD	SMOKING CEREMONY	500.00
EFT43296	06/12/2019	REMONDIS AUSTRALIA PTY LTD	COLLECTION OF PAPER RECYCLABLES	42.24
EFT43297	06/12/2019	SHIRE OF NORTHAM	2019 AVON DESCENT - GRANT DISTRIBUTION	29,700.00
EFT43298	06/12/2019	SHIRE OF TOODYAY	2019 AVON DESCENT - GRANT DISTRIBUTION	33,000.00
EFT43299	06/12/2019	SYNNOTT MULHOLLAND MANAGEMENT SERVICES P/L T/A CONSULTATION	CONSULTING FEE - FOGO & CIE	2,359.50

Cheque / EFT No	Date	Payee		Amount
EFT43300	10/12/2019	ANALYTICAL REFERENCE LABORATORY (ARL)	STOCKPILE SAMPLE TESTING - HMAS STIRLING	9,530.40
EFT43301	10/12/2019	NEVILLE REFRIGERATION & AIRCONDITIONING	DEGASSING OF FRIDGES & AIRCONDITIONERS - RED HILL	715.00
EFT43302	10/12/2019	TELSTRA CORPORATION LTD	TELEPHONE CHARGES	354.76
EFT43303		43812 AUSTRALIAN'S DETAILING GROUP - ADAM TENCH	CLEANING CAR POOL VEHICLES	405.00
EFT43304	13/12/2019	CHILD SUPPORT	EMPLOYEE DEDUCTION	601.19
EFT43305	13/12/2019	KOOL KREATIVE	2018 E-CHRISTMAS CARD	396.00
EFT43306	13/12/2019	MIKE RITCHIE AND ASSOCIATES PTY LTD T/AS MRA CONSULTING GROUP	CONSULTANCY FEE - FOGO	13,442.00
EFT43307	13/12/2019	MOTORCHARGE PTY LTD	FLEET FUEL PURCHASES	2,568.42
EFT43308	13/12/2019	MY LE TRUONG	STAFF REIMBURSEMENT	720.00
EFT43309	13/12/2019	NEVILLE REFRIGERATION & AIRCONDITIONING	DEGASSING OF FRIDGES & AIRCONDITIONERS - RED HILL	1,672.00
EFT43310	13/12/2019	ODOUR CONTROL SYSTEMS INTERNATIONAL LTD	ALTERNATIVE DAILY COVER MATERIAL	41,131.20
EFT43311	13/12/2019	TELSTRA CORPORATION LTD	TELEPHONE CHARGES	240.49
EFT43312	13/12/2019	TJ DEPIAZZI & SONS	PRODUCT TRANSPORTATION COSTS	1,665.95
EFT43313	13/12/2019	YOGA BY LAUREN CATALANO	STAFF HEALTH PROMOTION	270.00
EFT43314	17/12/2019	BP AUSTRALIA PTY LTD	FUEL PURCHASES	91,263.93
EFT43315	17/12/2019	BP AUSTRALIA PTY LTD	OIL PURCHASES	4,383.73
EFT43316	17/12/2019	DINGO BUS CHARTER	BUS HIRE	440.00
EFT43317	17/12/2019	FUJI XEROX AUSTRALIA PTY LTD	RELOCATE PRINTER TO NEW WEIGHBRIDGE OFFICE	236.50
EFT43318	17/12/2019	INSIGHT ORNITHOLOGY	ENVIRONMENTAL CONSULTING FEE	260.00
EFT43319	17/12/2019	MAJOR MOTORS PTY LTD	PLANT PARTS	272,575.00
EFT43320	17/12/2019	MODA ENGINEERING PTY LTD	WWiE PAYMENT RE EMRC / ANERGY AGREEMENT	12,430.00
EFT43321	17/12/2019	PAYG PAYMENTS	PAYG TAXATION PAYMENT	79,072.00
EFT43322	17/12/2019	SWI FENCING (SOUTHERN WIRE INDUSTRIAL PTY LTD)	FENCING AROUND STORMWATER BASIN AT RED HILL	5,788.75
EFT43323	20/12/2019	DEPUTY COMMISSIONER OF TAXATION	GST PAYMENT	192,701.00
EFT43324	20/12/2019	ABC CONTAINERS PTY LTD	SEA CONTAINER PURCHASE	8,596.50
EFT43325	20/12/2019	AUSCO MODULAR PTY LTD	PLANT HIRE - HAZELMERE	2,635.60
EFT43326	20/12/2019	AUSTRALIA'S DETAILING GROUP - ADAM TENCH	CLEANING CAR POOL VEHICLES	360.00
EFT43327	20/12/2019	AUSTRALIAN COMMUNICATIONS & MEDIA AUTHORITY ACMA	ANNUAL LICENCE RENEWAL	669.00
EFT43328	20/12/2019	BLUEFIT PTY LTD (BELMONT OASIS LEISURE CENTRE)	STAFF HEALTH PROMOTION	261.00
EFT43329	20/12/2019	CHAPEL FARM	END OF YEAR VOLUTEER FUNCTION	7,290.00
EFT43330	20/12/2019	CHIDLOW WATER CARRIERS	WATER SUPPLIES - RED HILL SITE	1,200.00
EFT43331	20/12/2019	CITY OF BELMONT	2019 AVON DESCENT - GRANT DISTRIBUTION	15,992.32
EFT43332	20/12/2019	CITY OF SWAN	2019 AVON DESCENT - GRANT DISTRIBUTION	27,500.00
EFT43333	20/12/2019	FUJI XEROX AUSTRALIA PTY LTD	PHOTOCOPIER MAINTENANCE & SUPPLIES	844.45
EFT43334	20/12/2019	MARKETFORCE	VARIOUS PUBLIC NOTICES	9,362.59
EFT43335	20/12/2019	SHIRE OF MUNDARING	STAFF HEALTH PROMOTION	156.00
EFT43336	20/12/2019	SHOWCASE CATERING	CATERING COSTS	8,030.00
EFT43337	20/12/2019	SYNERGY	ELECTRICITY CHARGES - HAZELMERE	851.68
EFT43338	20/12/2019	TELSTRA CORPORATION LTD	TELEPHONE CHARGES	4,458.69
EFT43339	20/12/2019	TOWN OF BASSENDEAN	2019 AVON DESCENT - GRANT DISTRIBUTION	5,500.00
EFT43340	24/12/2019	AUSTRALIA POST - ASCOT PLACE	POSTAL CHARGES	271.81
EFT43341	24/12/2019	BELLOWFLEX AUSTRALIA PTY LTD	WWiE PAYMENT RE EMRC / ANERGY AGREEMENT	2,750.00
EFT43342	24/12/2019	CARPENTRY, HOUSE AND YARD MAINTENANCE	RED HILL OLD WEIGHBRIDGE BUILDING - MAINTENANCE	950.00
EFT43343	24/12/2019	DIVERSECO PTY LTD	CONTRACT PAYMENT - HAZELMERE WEIGHBRIDGE UPGRADE	1,597.20
EFT43344	24/12/2019	EES SHIPPING PTY LTD	WWiE PAYMENT RE EMRC / ANERGY AGREEMENT	8,713.86
EFT43345	24/12/2019	FLICK ANTICIMEX PTY LTD	HYGIENE SERVICES	1,696.53
EFT43346	24/12/2019	IMI PRECISION ENGINEERING	WWiE PAYMENT RE EMRC / ANERGY AGREEMENT	823.24
EFT43347	24/12/2019	METRO MOTORS (2010) PTY LTD	VEHICLE SERVICE	755.50
EFT43348	24/12/2019	OFFICE OF THE AUDITOR GENERAL (OAG)	AUDIT FEE 2019	34,100.00
EFT43349	24/12/2019	PERTH ENERGY PTY LTD	GAS SUPPLY - WWiE	163.47

Cheque / EFT No	Date	Payee		Amount
EFT43350	24/12/2019	SHOWCASE CATERING	CATERING COSTS	2,408.50
EFT43351	24/12/2019	STAINLESS FASTENER SUPPLIES	WWiE PAYMENT RE EMRC / ANERGY AGREEMENT	3,116.68
EFT43352	31/12/2019	WBHO INFRASTRUCTURE AUSTRALIA PTY LTD	CONSTRUCTION COSTS OF LANDFILL CELL AT RED HILL	443,012.17
220465	11/11/2019	EMRC PETTY CASH - COPPIN ROAD	PETTY CASH RECOUP	24.90
220466	11/11/2019	EMRC PETTY CASH - HAZELMERE	PETTY CASH RECOUP	110.80
220467	11/11/2019	EMRC PETTY CASH - MATHIESON ROAD	PETTY CASH RECOUP	21.20
220468	11/11/2019	EMRC PETTY CASH - RED HILL	PETTY CASH RECOUP	27.60
220469	18/11/2019	EMRC PETTY CASH - BELMONT	PETTY CASH RECOUP	1,005.30
220470	27/11/2019	EMRC PETTY CASH - BELMONT	PETTY CASH RECOUP	662.50
220471	10/12/2019	EMRC PETTY CASH - COPPIN ROAD	PETTY CASH RECOUP	51.75
220472	10/12/2019	EMRC PETTY CASH - HAZELMERE	PETTY CASH RECOUP	37.65
220473	10/12/2019	EMRC PETTY CASH - MATHIESON ROAD	PETTY CASH RECOUP	33.10
220474	10/12/2019	EMRC PETTY CASH - RED HILL	PETTY CASH RECOUP	57.00
220475	10/12/2019	WATER CORPORATION	WATER RATES & USAGE - ASCOT PLACE & HAZELMERE	672.62
220476	13/12/2019	DEPARTMENT OF TRANSPORT - BULK BILLING	VEHICLE LICENCING	203.05
PAY 2020-10	43781	PAYROLL FE 12/11/2019	PAYROLL	212,113.07
PAY 2020-11	43795	PAYROLL FE 26/11/2019	PAYROLL	218,901.28
PAY 2020-12	43809	PAYROLL FE 10/12/2020	PAYROLL	216,790.72
PAY 2020-13	43823	PAYROLL FE 24/12/2020	PAYROLL	218,853.83
1*NOV19	43770	BANK CHARGES 1850 - 1854	BANK FEES & CHARGES	1,531.18
1*DEC19	43801	BANK CHARGES 1855 - 1459	BANK FEES & CHARGES	1,408.87
DD19400.1	12/11/2019	WALGS PLAN	SUPERANNUATION	27,269.06
DD19400.2	12/11/2019	ZURICH MASTER SUPERANNUATION FUND	SUPERANNUATION	296.52
DD19400.3	12/11/2019	RETAIL EMPLOYEES SUPERANNUATION TRUST	SUPERANNUATION	1,615.24
DD19400.4	12/11/2019	AUSTRALIAN ETHICAL SUPER	SUPERANNUATION	259.01
DD19400.5	12/11/2019	ONEPATH MASTERFUND (ANZ)	SUPERANNUATION	204.10
DD19400.6	12/11/2019	PLUM SUPERANNUATION FUND (MLC)	SUPERANNUATION	296.52
DD19400.7	12/11/2019	MARANI SUPER FUND	SUPERANNUATION	997.11
DD19400.8	12/11/2019	AMP - SIGNATURESUPER	SUPERANNUATION	1,078.50
DD19400.9	12/11/2019	UNISUPER	SUPERANNUATION	70.00
DD19400.10	12/11/2019	HUB24 SUPER FUND	SUPERANNUATION	236.87
DD19400.11	12/11/2019	NORTH PERSONAL SUPERANNUATION	SUPERANNUATION	539.88
DD19400.12	12/11/2019	AMP FLEXIBLE LIFETIME SUPER	SUPERANNUATION	621.16
DD19400.13	12/11/2019	BT LIFETIME SUPER - EMPLOYER PLAN	SUPERANNUATION	414.34
DD19400.14	12/11/2019	CBUS INDUSTRY SUPER	SUPERANNUATION	1,075.47
DD19400.15	12/11/2019	TELSTRA SUPERANNUATION SCHEME	SUPERANNUATION	234.30
DD19400.16	12/11/2019	COMMONWEALTH ESSENTIAL SUPER	SUPERANNUATION	263.57
DD19400.17	12/11/2019	MY NORTH SUPER A/T WEALTH PERSONAL SUPERANNUATION & PENSION FUN	SUPERANNUATION	446.48
DD19400.18	12/11/2019	ETHAN Y WANG SUPER PTY LTD ATF ETHAN Y WANG SUPERANNUATION FUND	SUPERANNUATION	595.33
DD19400.19	12/11/2019	A&S HUGHES-D'AETH PTY LTD ATF A&S HUGHES-D'AETH SUPERANNUATION FUND	SUPERANNUATION	533.68
DD19400.20	12/11/2019	HOSTPLUS SUPERANNUATION FUND	SUPERANNUATION	2,201.15
DD19400.21	12/11/2019	AUSTRALIAN SUPER	SUPERANNUATION	3,095.81
DD19400.22	12/11/2019	SUNSUPER	SUPERANNUATION	687.60
DD19400.23	12/11/2019	LEGALSUPER	SUPERANNUATION	401.92
DD19400.24	12/11/2019	MLC SUPER FUND	SUPERANNUATION	557.29
DD19401.1	26/11/2019	WALGS PLAN	SUPERANNUATION	29,574.47
DD19401.2	26/11/2019	ZURICH MASTER SUPERANNUATION FUND	SUPERANNUATION	296.52
DD19401.3	26/11/2019	RETAIL EMPLOYEES SUPERANNUATION TRUST	SUPERANNUATION	1,644.59
DD19401.4	26/11/2019	AUSTRALIAN ETHICAL SUPER	SUPERANNUATION	253.94
DD19401.5	26/11/2019	ONEPATH MASTERFUND (ANZ)	SUPERANNUATION	220.93

Cheque / EFT No	Date	Payee		Amount
DD19401.6	26/11/2019	PLUM SUPERANNUATION FUND (MLC)	SUPERANNUATION	513.12
DD19401.7	26/11/2019	MARANI SUPER FUND	SUPERANNUATION	997.11
DD19401.8	26/11/2019	AMP - SIGNATURESUPER	SUPERANNUATION	1,078.50
DD19401.9	26/11/2019	HUB24 SUPER FUND	SUPERANNUATION	197.39
DD19401.10	26/11/2019	NORTH PERSONAL SUPERANNUATION	SUPERANNUATION	538.00
DD19401.11	26/11/2019	BT LIFETIME SUPER - EMPLOYER PLAN	SUPERANNUATION	398.69
DD19401.12	26/11/2019	AMP FLEXIBLE LIFETIME SUPER	SUPERANNUATION	621.16
DD19401.13	26/11/2019	CBUS INDUSTRY SUPER	SUPERANNUATION	1,041.69
DD19401.14	26/11/2019	TELSTRA SUPERANNUATION SCHEME	SUPERANNUATION	256.56
DD19401.15	26/11/2019	COMMONWEALTH ESSENTIAL SUPER	SUPERANNUATION	263.16
DD19401.16	26/11/2019	MY NORTH SUPER A/T WEALTH PERSONAL SUPERANNUATION & PENSION FUN	SUPERANNUATION	469.67
DD19401.17	26/11/2019	MTAA SUPERANNUATION FUND	SUPERANNUATION	47.17
DD19401.18	26/11/2019	ETHAN Y WANG SUPER PTY LTD ATF ETHAN Y WANG SUPERANNUATION FUND	SUPERANNUATION	595.33
DD19401.19	26/11/2019	A&S HUGHES-D'AETH PTY LTD ATF A&S HUGHES-D'AETH SUPERANNUATION FUND	SUPERANNUATION	533.68
DD19401.20	26/11/2019	HOSTPLUS SUPERANNUATION FUND	SUPERANNUATION	2,055.31
DD19401.21	26/11/2019	AUSTRALIAN SUPER	SUPERANNUATION	3,121.38
DD19401.22	26/11/2019	SUNSUPER	SUPERANNUATION	677.26
DD19401.23	26/11/2019	LEGALSUPER	SUPERANNUATION	401.92
DD19401.24	26/11/2019	MLC SUPER FUND	SUPERANNUATION	557.21
1617	18/11/2019	AMP BANK	TERM DEPOSIT INVESTMENT	2,000,000.00
1618	19/11/2019	ANZ BANKING GROUP	TERM DEPOSIT INVESTMENT	2,000,000.00
1619	21/11/2019	AUSTRACLEAR LIMITED (ASX)	FINANCIAL SERVICES FEE	14.30
1620	25/11/2019	BLUE ENGINEERING S.R.L	WWiE PAYMENT RE EMRC / ANERGY AGREEMENT	15,410.90
1621	26/11/2019	LEVEL AND FLOW CONTROL ENGINEERS	WWiE PAYMENT RE EMRC / ANERGY AGREEMENT	1,861.66
1622	29/11/2019	MACQUARIE BANK LIMITED - SYDNEY	TERM DEPOSIT INVESTMENT	8,500,000.00
1623	15/11/2019	WBC - CORPORATE MASTERCARD - D AMEDURI	CREDIT CARD PURCHASES	408.79
1624	15/11/2019	WBC - CORPORATE MASTERCARD - DAVID SCHMIDT	CREDIT CARD PURCHASES	2,147.38
1625	15/11/2019	WBC - CORPORATE MASTERCARD - DOUGLAS DARMAGO	CREDIT CARD PURCHASES	1,773.70
1626	15/11/2019	WBC - CORPORATE MASTERCARD - H LIEW	CREDIT CARD PURCHASES	1,888.46
1627	15/11/2019	WBC - CORPORATE MASTERCARD - IZABELLA KRZYSKO	CREDIT CARD PURCHASES	1,326.22
1628	15/11/2019	WBC - CORPORATE MASTERCARD - MARCUS GEISLER	CREDIT CARD PURCHASES	796.41
1629	15/11/2019	WBC - CORPORATE MASTERCARD - S FITZPATRICK	CREDIT CARD PURCHASES	559.63
1630	15/11/2019	WBC - CORPORATE MASTERCARD - T BEINHAEUER	CREDIT CARD PURCHASES	1,128.63
1631	15/11/2019	WBC - CORPORATE MASTERCARD - T ECKSTEIN	CREDIT CARD PURCHASES	1,473.46
1632	15/11/2019	WBC - CORPORATE MASTERCARD - Z WILLIAMSON	CREDIT CARD PURCHASES	466.78
1633	10/12/2019	MACQUARIE BANK LIMITED - SYDNEY	CREDIT CARD PURCHASES	3,500,000.00
1634	13/12/2019	HAAS HOLZZERKLEINERUNGS - UND FORDERTECHNIK GMBH	PARTS FOR WOODWASTE GRINDER	67,951.00
1635	13/12/2019	AMP BANK	TERM DEPOSIT INVESTMENT	500,000.00
1636	12/12/2019	WBC - CORPORATE MASTERCARD - D AMEDURI	CREDIT CARD PURCHASES	684.52
1637	12/12/2019	WBC - CORPORATE MASTERCARD - DAVID SCHMIDT	CREDIT CARD PURCHASES	988.27
1638	12/12/2019	WBC - CORPORATE MASTERCARD - DOUGLAS DARMAGO	CREDIT CARD PURCHASES	2,454.45
1639	12/12/2019	WBC - CORPORATE MASTERCARD - H LIEW	CREDIT CARD PURCHASES	1,076.50
1640	12/12/2019	WBC - CORPORATE MASTERCARD - MARCUS GEISLER	CREDIT CARD PURCHASES	94.30
1641	12/12/2019	WBC - CORPORATE MASTERCARD - S FITZPATRICK	CREDIT CARD PURCHASES	70.13
1642	12/12/2019	WBC - CORPORATE MASTERCARD - T BEINHAEUER	CREDIT CARD PURCHASES	655.42
1643	12/12/2019	WBC - CORPORATE MASTERCARD - T ECKSTEIN	CREDIT CARD PURCHASES	824.93
1644	12/12/2019	WBC - CORPORATE MASTERCARD - Z WILLIAMSON	CREDIT CARD PURCHASES	297.47
1645	20/12/2019	ANZ BANKING GROUP	TERM DEPOSIT INVESTMENT	1,000,000.00
1646	23/12/2019	AUSTRACLEAR LIMITED (ASX)	FINANCIAL SERVICES FEE	896.50
1647	23/12/2019	AUSTRACLEAR LIMITED (ASX)	FINANCIAL SERVICES FEE	10.45



21
Eastern Metropolitan Regional Council
CEO's DELEGATED PAYMENTS LIST
FOR THE MONTHS OF NOVEMBER & DECEMBER 2019

Cheque / EFT No	Date	Payee		Amount
SUB TOTAL				22,642,300.98
LESS CANCELLED EFTs & CHEQUES				
EFT43051	08/11/2019	DARLINGTON HISTORY GROUP	CANCELLED EFT - INCORRECT POSTING PERIOD	-200.00
EFT43052	08/11/2019	ENVIRONMENTAL CONSULTANTS ASSOCIATION	CANCELLED EFT - INCORRECT POSTING PERIOD	-990.00
EFT43053	08/11/2019	KERRY WILSON	CANCELLED EFT - INCORRECT POSTING PERIOD	-166.57
EFT43054	08/11/2019	M2 TECHNOLOGY	CANCELLED EFT - INCORRECT POSTING PERIOD	-660.00
EFT43055	08/11/2019	NEVILLE COLLARD	CANCELLED EFT - INCORRECT POSTING PERIOD	-1,500.00
EFT43056	08/11/2019	ROL-WA PTY LTD T/AS ALLPEST	CANCELLED EFT - INCORRECT POSTING PERIOD	-1,424.90
EFT43057	08/11/2019	SYSTEMS EDGE MANAGEMENT SERVICES P/T T/A PRACSYS	CANCELLED EFT - INCORRECT POSTING PERIOD	-10,769.00
EFT43058	08/11/2019	TELSTRA CORPORATION LTD	CANCELLED EFT - INCORRECT POSTING PERIOD	-327.83
EFT43059	08/11/2019	WINC AUSTRALIA PTY LTD	CANCELLED EFT - INCORRECT POSTING PERIOD	-2,268.53
EFT43303	13/12/2019	AUSTRALIAN'S DETAILING GROUP - ADAM TENCH	CANCELLED EFT - INCORRECT CHARGE	-405.00
SUB TOTAL				-18,711.83
TOTAL				22,623,589.15

REPORT

Bank Code Bank

EMRC - Municipal Fund

22,623,589.15

All Employee Superannuation obligations for the periods November & December 2019 have been paid by the EMRC.



14.2 FINANCIAL REPORT FOR PERIOD ENDED 30 NOVEMBER 2019

REFERENCE: D2019/18491

PURPOSE OF REPORT

The purpose of this report is to provide Council with an overview of the EMRC's financial performance for the period ended 30 November 2019.

KEY POINTS AND RECOMMENDATION(S)

- Significant year to date budget variances greater than 10% or \$20,000, whichever is the greater, within each nature and type category on the Statement of Financial Activity as at 30 November 2019 have been identified and are reported on in the body of the report.

Recommendation(s)

That Council receives the Statement of Comprehensive Income, Capital Expenditure Statement, Statement of Financial Position, Statement of Cash and Investments and the Investment Report for the period ended 30 November 2019.

SOURCE OF REPORT

Chief Financial Officer

BACKGROUND

It is a requirement of the *Local Government (Financial Management) Regulations 1996* (r.34) that a Local Government is to prepare and present to Council financial reports in such a form as the Local Government considers to be appropriate.

The 2019/2020 Budget was presented in a format that separated operating income and expenditure from other revenue and expenses to provide improved disclosure of Council's underlying operating result.

Submitted to each meeting of Council is a financial report and summaries which provide an overview of year to date budget performance for operating activities and capital works. Variances greater than 10% or \$20,000, whichever is the greater, within each nature and type category on the Statement of Comprehensive Income are reported on in the body of the report. Also included are end of year forecasts by nature and type for operating activities and end of year forecasts for each capital works project. These forecasts are reviewed regularly in order to provide an accurate forecast of the end of year result.

REPORT

Outlined below are financial statements for the period ended 30 November 2019. Where possible the year to date monthly budget allocations will be reviewed in order to match the appropriate timing for the various projects budgeted to be undertaken. This will provide a better comparison between the year to date actual and year to date budget figures.



Item 14.2 continued

Statement of Comprehensive Income - Nature and Type (refer Attachment 1)

The year to date operating result from normal activities as at 30 November 2019 is a favourable variance of \$665,357 (31.48%) against budget. The following information is provided on key aspects of Council's year to date financial performance:

<u>Operating Income</u>	<i>Actuals for the Year</i>	A favourable variance of \$161,041 (1.53%).
	<i>End of Year Forecast</i>	As per budget - not yet due to be reviewed.

Operating Income variances previously reported to Council:

1. Year to date Reimbursements of \$251,525 is \$77,730 (23.61%) below the budget of \$329,255. This is attributable to a lower level of reimbursements compared to budget relating to the Coppin & Mathieson Transfer Stations.
2. Year to date Other Income of \$841,473 is \$273,327 (24.52%) below the budget of \$1,114,800. This is mainly attributable to lower ferricrete sales to November 2019 (\$186,329 compared to a budget of \$325,000), a lower level of Greenwaste products sales (\$21,103 compared to a budget of \$117,040) and the timing of royalty payments from the sale of landfill gas (\$189,269 compared to a budget of \$291,665).

This is offset by additional income from the sale of products from the Hazelmere timber recycling plant (\$257,389 compared to a budget of \$237,470) the sale of products from the Coppin & Mathieson Transfer Stations (\$51,305 compared to a budget of \$34,580).

There were no further significant Operating Income variances as at 30 November 2019.

<u>Operating Expenditure</u>	<i>Actuals for the Year</i>	A favourable variance of \$504,316 (5.99%).
	<i>End of Year Forecast</i>	As per budget - not yet due to be reviewed.

Operating Expenditure variances previously reported to Council:

1. Year to date Salary Expenses of \$3,442,129 is \$391,433 (10.21%) below the budget of \$3,833,562. The variance is attributable to the timing of filling of vacant positions and budgeted positions that are yet to be filled.
2. Year to date Contract Expenses of \$1,253,153 is \$636,030 (33.67%) below the budget of \$1,889,183 due to the timing of various projects from different business units.

Projects where the expenditures are lower than budget for various directorates/business units include: Waste Services projects (\$306,940), Corporate Services (\$202,198), Environmental Services (\$73,075) and Regional Development (\$53,816).
3. Year to date Material Expenses of \$439,697 is \$60,583 (15.98%) above the budget of \$379,114. This is primarily due to the purchase of a binding material (Rembind) required as part of waste acceptance approval requirements which has resulted in an unfavourable variance of \$70,685 for Waste Services. This is offset by an increase in income for commercial tonnages at the Red Hill Waste Management Facility.
4. Year to date Provision Expenses of \$173,418 is \$56,148 (47.88%) above the budget of \$117,270. The variance is attributable to the greater level of tonnages compared to budget received as at 30 November 2019.



Item 14.2 continued

5. Year to date Cost Allocated Expenses of \$276,679 is \$510,629 (64.86%) below the budget of \$787,308. This variance relates to internal costs allocated between the Hazelmere C&I Plant and the Red Hill Landfill Facility Class III cell as a result of lower activity at the C & I Plant, as well as the low level of capital works undertaken to-date involving internal resources.

There were no further significant Operating Expenditure variances as at 30 November 2019.

<u>*Other Revenues and Expenses (Net)</u>	<i>Actuals for the Year</i>	An unfavourable variance of \$98,885 (3.74%).
	<i>End of Year Forecast</i>	As per budget - not yet due to be reviewed.

Other Revenues and Expenses variances previously reported to Council:

1. Year to date User Charges of \$19,775 is \$273,975 (93.27%) below the budget of \$293,750. The variance is due to the lower level of tonnages received through the Hazelmere C & I facility.
2. Year to date Interest Restricted Cash Investments of \$920,456 is \$187,756 (25.63%) above the budget of \$732,700. This is attributable to the higher level of funds available for investment as at 30 November 2019, and a higher average interest rate expected to be received for the 2019/2020 financial year (2.38% as at 30 November 2019 compared to the budgeted rate of 1.78%).
3. Year to date Other Revenue of \$3,842 is \$394,598 (99.04%) below the budget of \$398,440. The variance relates specifically to the sale of products from the Hazelmere C&I Project due to the lower than budget level of tonnages received through the C&I facility and resulting recoverable material available for sale (\$3,842 compared to a budget of \$85,180), as well as the sale of electricity from the Wood Waste to Energy facility which is yet to be completed (\$0 compared to a budget of \$313,260).
4. Year to date Salary Expenses (Other Expenses) of \$162,809 is \$177,490 (52.16%) below the budget of \$340,299. The variance is principally attributable to the low level of activity in the Hazelmere C & I facility due to the lower than budget level of tonnages received.
5. Year to date Depreciation Expenses of \$32,344 is \$53,646 (62.39%) below the budget of \$85,990. The variance relates to the low level of capital expenditure relating to the Hazelmere Resource Recovery Park.
6. Year to date Costs Allocated of \$219,219 is \$64,351 (22.69%) below the budget of \$283,570. This variance relates specifically to internal costs allocated between the Hazelmere C&I Plant and the Red Hill Landfill Facility Class III cell due to lower than budget levels of activity at the C & I Plant.

Other Revenues and Expenses variances not previously reported to Council:

7. Year to date Miscellaneous Expenses of \$32,464 is \$22,886 (41.35%) below the budget of \$55,350. The variance relates to miscellaneous expenses for the Hazelmere C&I Plant (\$0 compared to a budget of \$12,500) and is attributable to the lower level of tonnages received through the facility and the timing of the WWtE Project which is yet to be completed (\$0 compared to a budget of \$23,455).

There were no further significant Other Revenues and Expenses variances as at 30 November 2019.

Capital Expenditure Statement (refer Attachment 2)

<u>Capital Expenditure</u>	<i>Actuals for the Year</i>	A favourable variance of \$7,367,940
	<i>End of Year Forecast</i>	As per budget - not yet due to be reviewed.



Item 14.2 continued

Capital Expenditure variances:

A favourable variance of \$7,367,640 existed as at 30 November 2019 when compared to the budget of \$11,221,957. The year to date budget provisions are used as a guide only as expenditure of a capital nature is undertaken as and when required.

Major capital expenditures to 30 November 2019 include:

- Construct and Commission Resource Recovery Park - WWtE Building - \$981,721;
- Purchase / Replace Plant - Red Hill Landfill Facility - \$886,475;
- Construct Class III Cell - Stage 14 - Red Hill Landfill Facility - \$730,464;
- Purchase Vehicles - Ascot Place and Red Hill Landfill Facility - \$321,186;
- Construct and Commission Resource Recovery Park - Site Infrastructure - \$238,998;
- Purchase Resource Recovery Park - WWtE Plant and Equipment - \$236,468; and
- Purchase / Replace Minor Plant and Equipment Plant - Red Hill Landfill Facility - \$179,923.

Statement of Financial Position (refer Attachment 3)

The Statement of Financial Position shows the overall impact of actual balances compared with budget provisions and end of year forecasts for operating and capital works activities.

Total Equity as at 30 November 2019 totals \$200,841,014. This is an increase of \$5,327,412 from the 30 June 2019 equity of \$195,513,602 and represents the net change in assets from operations.

As end of year forecasts are yet to be reviewed, the forecast balances as at 30 November 2019 are as per the budget estimates.

Statement of Cash and Investments (refer Attachment 4)

The level of cash and investments in the Municipal Fund as at 30 November 2019 is \$12,627,308 and Restricted Cash amount to \$93,101,937.

The net movement for the month is an increase of \$1,991,824.

As end of year forecasts are yet to be reviewed, the forecast balances as at 30 November 2019 are as per the budget estimates.

Investment Report (refer Attachment 5)

Term deposits valued at \$15,500,000 matured during November 2019. These were reinvested into further term deposits together with additional surplus funds.

STRATEGIC/POLICY IMPLICATIONS

Key Result Area 3 - Good Governance

- 3.3 To provide responsible and accountable governance and management of the EMRC
- 3.4 To continue to improve financial and asset management practices

FINANCIAL IMPLICATIONS

As outlined within the report and attachments.



Item 14.2 continued

SUSTAINABILITY IMPLICATIONS

Nil

MEMBER COUNCIL IMPLICATIONS

Member Council	Implication Details
Town of Bassendean	} Nil
City of Bayswater	
City of Belmont	
City of Kalamunda	
Shire of Mundaring	
City of Swan	

ATTACHMENT(S)

1. Statement of Comprehensive Income by Nature and Type (Ref: D2020/01921)
2. Capital Expenditure Statement (Ref: D2020/01922)
3. Statement of Financial Position (Ref: D2020/01925)
4. Statement of Cash and Investments (Ref: D2020/01928)
5. Investment Report (Ref: D2020/01929)

VOTING REQUIREMENT

Simple Majority

RECOMMENDATION(S)

That Council receives the Statement of Comprehensive Income, Capital Expenditure Statement, Statement of Financial Position, Statement of Cash and Investments and the Investment Report for the period ended 30 November 2019.

COUNCIL RESOLUTION(S)

MOVED CR DAW

SECONDED CR G JOHNSON

THAT COUNCIL RECEIVES THE STATEMENT OF COMPREHENSIVE INCOME, CAPITAL EXPENDITURE STATEMENT, STATEMENT OF FINANCIAL POSITION, STATEMENT OF CASH AND INVESTMENTS AND THE INVESTMENT REPORT FOR THE PERIOD ENDED 30 NOVEMBER 2019.

CARRIED UNANIMOUSLY



STATEMENT OF COMPREHENSIVE INCOME

Nature and Type

NOVEMBER 2019

Year to Date			NOVEMBER 2019		Full Year			
Actual	Budget	Variance			Forecast	Budget	Variance	
Operating Income								
\$15,498,077	\$14,328,827	\$1,169,250	(F)	User Charges	\$34,133,183	\$34,133,183	\$0	(F)
(\$6,707,996)	(\$6,086,550)	(\$621,446)	(U)	<u>Less</u> Landfill Levy Charges	(\$14,607,723)	(\$14,607,723)	\$0	(F)
\$8,790,081	\$8,242,277	\$547,804	(F)	Net User Charges	\$19,525,460	\$19,525,460	\$0	(F)
\$190,937	\$188,094	\$2,843	(F)	Special Charges	\$442,603	\$442,603	\$0	(F)
\$329,747	\$365,000	(\$35,253)	(U)	Contributions	\$563,447	\$563,447	\$0	(F)
\$174,538	\$175,000	(\$462)	(U)	Operating Grants	\$525,000	\$525,000	\$0	(F)
\$109,661	\$112,495	(\$2,834)	(U)	Interest Municipal Cash Investments	\$270,000	\$270,000	\$0	(F)
\$251,525	\$329,255	(\$77,730)	(U)	Reimbursements	\$790,259	\$790,259	\$0	(F)
\$841,473	\$1,114,800	(\$273,327)	(U)	Other	\$2,675,597	\$2,675,597	\$0	(F)
\$10,687,962	\$10,526,921	\$161,041	(F)	Total Operating Income	\$24,792,366	\$24,792,366	\$0	(F)
Operating Expenditure								
\$3,442,129	\$3,833,562	\$391,433	(F)	Salary Expenses	\$9,856,504	\$9,856,504	\$0	(F)
\$1,253,153	\$1,889,183	\$636,030	(F)	Contract Expenses	\$4,706,382	\$4,706,382	\$0	(F)
\$439,697	\$379,114	(\$60,583)	(U)	Material Expenses	\$1,114,269	\$1,114,269	\$0	(F)
\$137,558	\$123,425	(\$14,133)	(U)	Utility Expenses	\$327,525	\$327,525	\$0	(F)
\$307,723	\$306,060	(\$1,663)	(U)	Fuel Expenses	\$734,688	\$734,688	\$0	(F)
\$107,600	\$107,600	\$0	(F)	Insurance Expenses	\$258,545	\$258,545	\$0	(F)
\$1,964,215	\$2,051,390	\$87,175	(F)	Depreciation Expenses	\$4,923,631	\$4,923,631	\$0	(F)
\$360,322	\$393,156	\$32,834	(F)	Miscellaneous Expenses	\$936,306	\$936,306	\$0	(F)
\$173,418	\$117,270	(\$56,148)	(U)	Provision Expenses	\$236,821	\$236,821	\$0	(F)
(\$276,679)	(\$787,308)	(\$510,629)	(U)	Costs Allocated	(\$2,146,825)	(\$2,146,825)	\$0	(F)
\$7,909,136	\$8,413,452	\$504,316	(F)	Total Operating Expenditure	\$20,947,846	\$20,947,846	\$0	(F)
\$2,778,826	\$2,113,469	\$665,357	(F)	OPERATING RESULT FROM NORMAL ACTIVITIES	\$3,844,520	\$3,844,520	\$0	(F)
Surplus	Surplus				Surplus	Surplus		

Notes:

1. User Charges - include member Councils and casual users pertaining to waste, risk management and environmental services fees and charges;
2. Special Charges - Waste Education Levy;
3. Contributions - member Councils' contributions to projects and services;
4. Operating Grants - grant income predominantly from government agencies; and
5. Other Operating Income - includes income from the sale of products;

(F) denotes Favourable variance and (U) denotes Unfavourable variance



28
STATEMENT OF COMPREHENSIVE INCOME
Nature and Type

Year to Date

NOVEMBER 2019

Full Year

Actual	Budget	Variance		Forecast	Budget	Variance	
--------	--------	----------	--	----------	--------	----------	--

Other Revenues

\$19,775	\$293,750	(\$273,975)	(U)	User Charges	\$705,000	\$705,000	\$0	(F)
\$2,073,028	\$2,032,294	\$40,734	(F)	Secondary Waste Charge	\$4,756,004	\$4,756,004	\$0	(F)
\$0	\$0	\$0	(F)	Operating Grants	\$0	\$0	\$0	(F)
\$920,456	\$732,700	\$187,756	(F)	Interest Restricted Cash Investments	\$1,604,959	\$1,604,959	\$0	(F)
\$0	\$20	(\$20)	(U)	Reimbursements	\$50	\$50	\$0	(F)
\$213,409	\$205,000	\$8,409	(F)	Proceeds from Sale of Assets	\$205,000	\$205,000	\$0	(F)
\$3,842	\$398,440	(\$394,598)	(U)	Other	\$956,262	\$956,262	\$0	(F)
\$3,230,510	\$3,662,204	(\$431,694)	(U)	Total Other Revenues	\$8,227,275	\$8,227,275	\$0	(F)

Other Expenses

\$162,809	\$340,299	\$177,490	(F)	Salary Expenses	\$828,644	\$828,644	\$0	(F)
\$108,838	\$109,024	\$186	(F)	Contract Expenses	\$850,463	\$850,463	\$0	(F)
\$3,998	\$10,570	\$6,572	(F)	Material Expenses	\$75,475	\$75,475	\$0	(F)
\$5,228	\$11,950	\$6,722	(F)	Utility Expenses	\$28,700	\$28,700	\$0	(F)
\$0	\$415	\$415	(F)	Fuel Expenses	\$1,000	\$1,000	\$0	(F)
\$23,065	\$23,065	\$0	(F)	Insurance Expenses	\$55,406	\$55,406	\$0	(F)
\$32,344	\$85,990	\$53,646	(F)	Depreciation Expenses	\$503,290	\$503,290	\$0	(F)
\$32,464	\$55,350	\$22,886	(F)	Miscellaneous Expenses	\$133,350	\$133,350	\$0	(F)
\$93,959	\$94,500	\$541	(F)	Carrying Amount of Assets Disposed Of	\$153,999	\$153,999	\$0	(F)
\$219,219	\$283,570	\$64,351	(F)	Costs Allocated	\$683,135	\$683,135	\$0	(F)
\$681,924	\$1,014,733	\$332,809	(F)	Total Other Expenses	\$3,313,462	\$3,313,462	\$0	(F)

\$2,548,586	\$2,647,471	(\$98,885)	(U)	OPERATING RESULT FROM OTHER ACTIVITIES	\$4,913,813	\$4,913,813	\$0	(F)
Surplus	Surplus				Surplus	Surplus		

\$5,327,412	\$4,760,940	\$566,472	(F)	NET RESULT	\$8,758,333	\$8,758,333	\$0	(F)
Surplus	Surplus				Surplus	Surplus		

Realised/Unrealised (Gain)/Loss From Change in Fair Value of Investments

\$0	\$0	\$0	(F)	Unrealised (Gain)/Loss	\$0	\$0	\$0	(F)
\$0	\$0	\$0	(F)	Realised (Gain)/Loss	\$0	\$0	\$0	(F)
\$0	\$0	\$0	(F)	Total (Gain)/Loss from change in Fair Value of Investments	\$0	\$0	\$0	(F)

Other Comprehensive Income

\$0	\$0	\$0	(F)	Revaluation of Assets/Accumulated Depreciation Reversal	\$0	\$0	\$0	(F)
\$0	\$0	\$0	(F)	Other Comprehensive Income	\$0	\$0	\$0	(F)
\$0	\$0	\$0	(F)	Total Other Comprehensive Income	\$0	\$0	\$0	(F)

\$5,327,412	\$4,760,940	\$566,472	(F)	CHANGE IN NET ASSETS FROM OPERATIONS	\$8,758,333	\$8,758,333	\$0	(F)
Surplus	Surplus				Surplus	Surplus		



29

CAPITAL EXPENDITURE STATEMENT

NOVEMBER 2019

Year to Date				On (F) = Favourable variation Order (U) = Unfavourable variation		Full Year		
Actual	Budget	Variance	Forecast			Budget	Variance	
Governance and Corporate Services								
\$158,399	\$140,415	(\$17,984)	(U)	\$0	Purchase Vehicles - Ascot Place (24440/00)	\$337,000	\$337,000	\$0 (F)
\$0	\$10,415	\$10,415	(F)	\$16,030	Purchase Furniture Fittings & Equipment - Corporate Services (24510/01)	\$25,000	\$25,000	\$0 (F)
\$14,425	\$140,000	\$125,575	(F)	\$32,211	Purchase Information Technology & Communication Equipment (24550/00)	\$336,000	\$336,000	\$0 (F)
\$0	\$8,330	\$8,330	(F)	\$0	Purchase Art Works (24620/00)	\$20,000	\$20,000	\$0 (F)
\$4,250	\$66,665	\$62,415	(F)	\$0	Capital Improvement Administration Building - Ascot Place (25240/01)	\$160,000	\$160,000	\$0 (F)
\$0	\$0	\$0	(F)	\$0	Upgrade Security Equipment - Ascot Place (25530/01)	\$4,500	\$4,500	\$0 (F)
\$177,074	\$365,825	\$188,751	(F)	\$48,241		\$882,500	\$882,500	\$0 (F)

CAPITAL EXPENDITURE STATEMENT

NOVEMBER 2019

Year to Date				On Order (F) = Favourable variation (U) = Unfavourable variation		Full Year			
Actual	Budget	Variance	Forecast			Budget	Variance		
Resource Recovery									
\$981,721	\$0	(\$981,721)	(U)	\$0	Construct and Commission Resource Recovery Park - Wood Waste to Energy Building (24259/05)	\$0	\$0	\$0	(F)
\$1,080	\$229,160	\$228,080	(F)	\$9,833	Construct and Commission Resource Recovery Park - Community Transfer Station (24259/06)	\$550,000	\$550,000	\$0	(F)
\$0	\$333,330	\$333,330	(F)	\$0	Construct and Commission Resource Recovery Park - Site/Administration Office (24259/07)	\$800,000	\$800,000	\$0	(F)
\$0	\$208,330	\$208,330	(F)	\$0	Construct and Commission Resource Recovery Park - Community Reuse Store (24259/08)	\$500,000	\$500,000	\$0	(F)
\$0	\$4,165	\$4,165	(F)	\$0	Construct and Commission Resource Recovery Park - MRF Building - Hazelmere (24259/09)	\$10,000	\$10,000	\$0	(F)
\$57,947	\$87,500	\$29,553	(F)	\$0	Construct and Commission Resource Recovery Commercial Transfer Station - Hazelmere (24259/10)	\$210,000	\$210,000	\$0	(F)
\$60,197	\$32,520	(\$27,677)	(U)	\$22,338	Construct and Commission Resource Recovery Park - Weighbridge Office (24259/12)	\$78,055	\$78,055	\$0	(F)
\$0	\$250,000	\$250,000	(F)	\$0	Construct and Commission Resource Recovery Park - Site Workshop (24259/13)	\$600,000	\$600,000	\$0	(F)
\$9,204	\$48,055	\$38,851	(F)	\$1,160	Construct and Commission Resource Recovery Park - Weighbridges (x2) (24392/02)	\$115,337	\$115,337	\$0	(F)
\$34,472	\$41,665	\$7,193	(F)	\$0	Construct FOGO Processing Area - Red Hill Landfill Facility (24395/05)	\$100,000	\$100,000	\$0	(F)

CAPITAL EXPENDITURE STATEMENT

NOVEMBER 2019

Year to Date				Full Year				
Actual	Budget	Variance		On Order	(F) = Favourable variation (U) = Unfavourable variation	Forecast	Budget	Variance

Resource Recovery

\$238,998	\$1,062,495	\$823,497	(F)	\$92,248	Construct and Commission Resource Recovery Park - Site Infrastructure (24399/01)	\$2,550,000	\$2,550,000	\$0 (F)
\$0	\$104,165	\$104,165	(F)	\$0	Construct Resource Recovery Park - Reuse Store Infrastructure (Car Park) (24399/07)	\$250,000	\$250,000	\$0 (F)
\$5,206	\$51,535	\$46,329	(F)	\$6,514	Wood Waste to Energy Utilities/Infrastructure - Resource Recovery Park (24399/11)	\$123,685	\$123,685	\$0 (F)
\$236,468	\$516,915	\$280,447	(F)	\$879,773	Purchase Resource Recovery Park - Wood Waste to Energy Plant & Equipment (24410/03)	\$1,240,613	\$1,240,613	\$0 (F)
\$0	\$208,330	\$208,330	(F)	\$0	Purchase Resource Recovery Park C & I Building - Plant & Equipment (24410/04)	\$500,000	\$500,000	\$0 (F)
\$0	\$125,000	\$125,000	(F)	\$0	Purchase Resource Recovery Park Transfer Station - Plant & Equipment (24410/05)	\$300,000	\$300,000	\$0 (F)
\$0	\$250,000	\$250,000	(F)	\$447,800	Purchase FOGO Processing Plant - Red Hill Landfill Facility (24410/10)	\$600,000	\$600,000	\$0 (F)
\$1,625,292	\$3,553,165	\$1,927,873	(F)	\$1,459,666		\$8,527,690	\$8,527,690	\$0 (F)

Waste Management

\$0	\$45,830	\$45,830	(F)	\$0	Construct Waste Management Facility Buildings - Red Hill Landfill Facility (24250/01)	\$110,000	\$110,000	\$0 (F)
\$0	\$26,250	\$26,250	(F)	\$0	Construct Storage Shed - Hazelmere (24250/05)	\$63,000	\$63,000	\$0 (F)
\$0	\$33,330	\$33,330	(F)	\$0	Upgrade Power Supply to Transfer Station - Red Hill Landfill Facility (24259/14)	\$80,000	\$80,000	\$0 (F)

CAPITAL EXPENDITURE STATEMENT

NOVEMBER 2019

Year to Date									Full Year		
Actual	Budget	Variance		On Order	(F) = Favourable variation (U) = Unfavourable variation	Forecast	Budget	Variance			
Waste Management											
\$0	\$33,330	\$33,330	(F)	\$0	Upgrade Power Supply to Workshop No 2 - Red Hill Landfill Facility (24259/15)	\$80,000	\$80,000	\$0	(F)		
\$730,464	\$2,072,067	\$1,341,603	(F)	\$1,311,056	Construct Class III Cell Stage 14 - Red Hill Landfill Facility (24310/12)	\$4,974,352	\$4,974,352	\$0	(F)		
\$12,370	\$34,580	\$22,210	(F)	\$0	Leachate Project - Red Hill Landfill Facility (24320/02)	\$83,000	\$83,000	\$0	(F)		
\$0	\$187,500	\$187,500	(F)	\$0	Design and Construct Class IV Cell Stage 2 - Red Hill Landfill Facility (24330/04)	\$450,000	\$450,000	\$0	(F)		
\$0	\$83,330	\$83,330	(F)	\$0	Construct Stormwater Infrastructure and Siltation Ponds - Red Hill Landfill Facility (24350/01)	\$200,000	\$200,000	\$0	(F)		
\$7,150	\$51,535	\$44,385	(F)	\$0	Construct Roads / Carports - Red Hill Landfill Facility (24370/00)	\$123,690	\$123,690	\$0	(F)		
\$3,420	\$208,330	\$204,910	(F)	\$0	Construct Access Road to Lots 8 9 10 - Red Hill Landfill Facility (24370/02)	\$500,000	\$500,000	\$0	(F)		
\$0	\$104,165	\$104,165	(F)	\$0	Construct Drainage Diversion and Earthworks Infrastructures - Red Hill Landfill Facility (24380/00)	\$250,000	\$250,000	\$0	(F)		
\$0	\$41,665	\$41,665	(F)	\$0	Construct Litter Fence - Redhill Landfill Facility (24394/05)	\$100,000	\$100,000	\$0	(F)		
\$795	\$0	(\$795)	(U)	\$0	Construct Greenwaste Processing Area - Red Hill Landfill Facility (24395/00)	\$0	\$0	\$0	(F)		
\$0	\$22,910	\$22,910	(F)	\$0	Construct Hardstand and Road - Hazelmere (24395/01)	\$55,000	\$55,000	\$0	(F)		
\$0	\$16,665	\$16,665	(F)	\$0	Construct Monitoring Bores - Red Hill Landfill Facility (24396/00)	\$40,000	\$40,000	\$0	(F)		
\$0	\$31,250	\$31,250	(F)	\$0	Air Supply lines - Waste Management Structures - Red Hill Landfill Facility (24399/10)	\$75,000	\$75,000	\$0	(F)		

CAPITAL EXPENDITURE STATEMENT

NOVEMBER 2019

Year to Date									Full Year		
Actual	Budget	Variance		On Order	(F) = Favourable variation (U) = Unfavourable variation	Forecast	Budget	Variance			
Waste Management											
\$0	\$645,830	\$645,830	(F)	\$0	Liquid Waste Project - Red Hill Landfill Facility (24399/16)	\$1,550,000	\$1,550,000	\$0	(F)		
\$32,841	\$624,225	\$591,384	(F)	\$25,563	Develop Lots 8 9 & 10 For Future Waste Activities - Red Hill Landfill Facility (24399/19)	\$1,500,000	\$1,500,000	\$0	(F)		
\$886,475	\$1,497,915	\$611,440	(F)	\$1,345,500	Purchase / Replace Plant - Red Hill Landfill Facility (24410/00)	\$3,595,000	\$3,595,000	\$0	(F)		
\$13,000	\$864,580	\$851,580	(F)	\$0	Purchase / Replace Plant - Hazelmere (24410/01)	\$2,075,000	\$2,075,000	\$0	(F)		
\$0	\$187,500	\$187,500	(F)	\$0	Liquid Waste Project Plant - Red Hill Landfill Facility (24410/11)	\$450,000	\$450,000	\$0	(F)		
\$179,923	\$366,665	\$186,742	(F)	\$0	Purchase / Replace Minor Plant and Equipment-Red Hill Landfill Facility (24420/00)	\$880,000	\$880,000	\$0	(F)		
\$9,080	\$5,830	(\$3,250)	(U)	\$0	Purchase / Replace Minor Plant and Equipment - Hazelmere (24420/02)	\$14,000	\$14,000	\$0	(F)		
\$162,787	\$35,830	(\$126,957)	(U)	\$0	Purchase / Replace Vehicles - Red Hill Landfill Facility (24430/00)	\$86,000	\$86,000	\$0	(F)		
\$0	\$41,665	\$41,665	(F)	\$0	Purchase / Replace Security System - Red Hill Waste Management Facility (24530/08)	\$100,000	\$100,000	\$0	(F)		
\$0	\$15,200	\$15,200	(F)	\$0	Purchase / Replace Security System - Hazelmere (24530/10)	\$36,480	\$36,480	\$0	(F)		
\$10,184	\$8,330	(\$1,854)	(U)	\$7,400	Purchase / Replace Other Equipment - Red Hill Landfill Facility (24590/00)	\$20,000	\$20,000	\$0	(F)		
\$3,462	\$0	(\$3,462)	(U)	\$0	Purchase / Replace Miscellaneous Equipment - Hazelmere (24590/02)	\$0	\$0	\$0	(F)		
\$0	\$8,330	\$8,330	(F)	\$0	Purchase Office Furniture and Fittings-Hazelmere (24610/10)	\$20,000	\$20,000	\$0	(F)		



CAPITAL EXPENDITURE STATEMENT

NOVEMBER 2019

Year to Date						Full Year		
Actual	Budget	Variance	On Order	(F) = Favourable variation (U) = Unfavourable variation		Forecast	Budget	Variance
Waste Management								
\$0	\$8,330	\$8,330 (F)	\$0	Refurbish Plant - Red Hill Landfill Facility (25410/00)		\$20,000	\$20,000	\$0 (F)
\$2,051,951	\$7,302,967	\$5,251,016 (F)	\$2,689,518			\$17,530,522	\$17,530,522	\$0 (F)
\$3,854,317	\$11,221,957	\$7,367,640 (F)	\$4,197,426	TOTAL CAPITAL EXPENDITURE		\$26,940,712	\$26,940,712	\$0 (F)

-35-

(F) = Favourable variation
(U) = Unfavourable variation

CASH AND INVESTMENTS NOVEMBER 2019

Actual June 2019	Actual Year to Date	(F) = Favourable variation (U) = Unfavourable variation	Full Year		
			Forecast	Budget	Variance
Municipal Cash and Investments					
1,495,314	3,302,534	Cash at Bank - Municipal Fund 01001/00	1,593,563	1,593,563	0 (F)
3,450	3,450	Cash on Hand 01019/00 - 02	3,450	3,450	0 (F)
11,251,348	9,321,324	Investments - Municipal Fund 02021/00	2,684,351	2,684,351	0 (F)
12,750,112	12,627,308	Total Municipal Cash	4,281,364	4,281,364	0 (F)
Restricted Cash and Investments					
1,937,863	1,956,749	Restricted Investments - Plant and Equipment 02022/01	564,514	564,514	0 (F)
2,709,862	2,736,272	Restricted Investments - Post Closure Site Rehabilitation Red Hill 02022/02	2,900,531	2,900,531	0 (F)
20,180,980	20,377,656	Restricted Investments - Future Development 02022/03	21,861,282	21,861,282	0 (F)
1,098,527	1,109,233	Restricted Investments - Environmental Monitoring Red Hill 02022/04	1,203,445	1,203,445	0 (F)
37,510	37,875	Restricted Investments - Environmental Insurance Red Hill 02022/05	62,696	62,696	0 (F)
15,192	15,340	Restricted Investments - Risk Management 02022/06	15,461	15,461	0 (F)
602,871	608,746	Restricted Investments - Class IV Cells Red Hill 02022/07	220,591	220,591	0 (F)
312,586	315,633	Restricted Investments - Regional Development 02022/08	476,800	476,800	0 (F)
57,994,036	58,559,228	Restricted Investments - Secondary Waste Processing 02022/09	54,682,074	54,682,074	0 (F)
6,031,536	6,090,318	Restricted Investments - Class III Cells 02022/10	2,753,548	2,753,548	0 (F)
76,706	77,454	Restricted Investments - Building Refurbishment (Ascot Place) 02022/11	78,297	78,297	0 (F)
189,362	247,449	Restricted Investments - Accrued Interest 02022/19	274,000	274,000	0 (F)
0	0	Restricted Investments - Unrealised Loss/Gain on Investments 02022/20	0	0	0 (F)
960,622	969,984	Restricted Investments - Long Service Leave 02022/90	1,002,727	1,002,727	0 (F)
92,147,653	93,101,937	Total Restricted Cash	86,095,966	86,095,966	0 (F)
104,897,765	105,729,245	TOTAL CASH AND INVESTMENTS	90,377,330	90,377,330	0 (F)

The Cash at Bank - Municipal Fund represents the balance on the last day of the relevant month. Any portion of the balance available for investment is transferred into the Investment - Municipal Fund account in the following period. Funds held in the Cash at Bank - Municipal Fund continue to accrue interest as per the Westpac commercial rates.

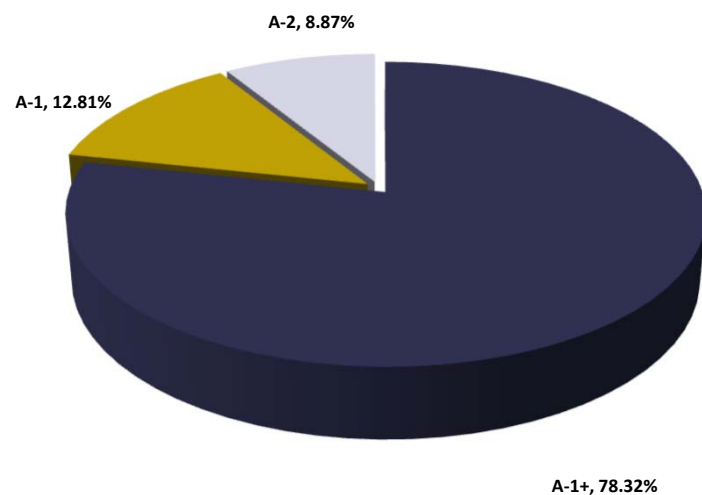
EMRC Investment Report

November 2019

I. Overall Portfolio Limits

S&P Long Term Rating	S&P Short Term Rating	% Portfolio	Investment Maximum %
AAA	A-1+	78.32%	100.00%
AA	A-1	12.81%	100.00%
BBB	A-2	8.87%	15.00%
		<u>100.00%</u>	

Investment by S&P Rating



II. Single Entity Exposure

	S&P Long Term Rating	S&P Short Term Rating	% Portfolio	
AMP	BBB	A-2	4.43%	
ANZ Banking Group	AAA	A-1+	16.26%	
Bankwest	AAA	A-1+	0.00%	
Bank of Queensland	BBB	A-2	0.00%	
ING	AA	A-1	0.00%	
ME Bank	BBB	A-2	4.43%	*
NAB	AAA	A-1+	25.62%	
Suncorp	AA	A-1	0.00%	*
Westpac / St. George Bank	AAA	A-1+	36.45%	
Macquarie Bank	A-1		12.81%	
			<u>100.00%</u>	

* Non-Fossil Fuel ADI (Authorised Deposit Taking Institution)

III. Term to Maturity Framework

Maturity Profile	Investment Policy Guidelines		
	% Portfolio	% Min	% Max
Less Than 1 Year	100.00%	40%	100%
Greater than 1 year & less than or equal to 3 years	0.00%	0%	60%
	<u>100.00%</u>		

IV. Fossil Fuel Divestment

	% Portfolio
Non-Fossil Fuel ADI's	4.43%
Fossil Fuel ADI's	95.57%
	<u>100.00%</u>

NB: This report is consistent with the reporting requirements of the Policy 3.3 - Management of Investments Policy



14.3 FINANCIAL REPORT FOR PERIOD ENDED 31 DECEMBER 2019

REFERENCE: D2019/18491

PURPOSE OF REPORT

The purpose of this report is to provide Council with an overview of the EMRC's financial performance for the period ended 31 December 2019.

KEY POINTS AND RECOMMENDATION(S)

- Significant year to date budget variances greater than 10% or \$20,000, whichever is the greater, within each nature and type category on the Statement of Financial Activity as at 31 December 2019 have been identified and are reported on in the body of the report.

Recommendation(s)

That Council receives the Statement of Comprehensive Income, Capital Expenditure Statement, Statement of Financial Position, Statement of Cash and Investments and the Investment Report for the period ended 31 December 2019.

SOURCE OF REPORT

Chief Financial Officer

BACKGROUND

It is a requirement of the *Local Government (Financial Management) Regulations 1996* (r.34) that a Local Government is to prepare and present to Council financial reports in such a form as the Local Government considers to be appropriate.

The 2019/2020 Budget was presented in a format that separated operating income and expenditure from other revenue and expenses to provide improved disclosure of Council's underlying operating result.

Submitted to each meeting of Council is a financial report and summaries which provide an overview of year to date budget performance for operating activities and capital works. Variances greater than 10% or \$20,000, whichever is the greater, within each nature and type category on the Statement of Comprehensive Income are reported on in the body of the report. Also included are end of year forecasts by nature and type for operating activities and end of year forecasts for each capital works project. These forecasts are reviewed regularly in order to provide an accurate forecast of the end of year result.

REPORT

Outlined below are financial statements for the period ended 31 December 2019. Where possible the year to date monthly budget allocations will be reviewed in order to match the appropriate timing for the various projects budgeted to be undertaken. This will provide a better comparison between the year to date actual and year to date budget figures.



Item 14.3 continued

Statement of Comprehensive Income - Nature and Type (refer Attachment 1)

The year to date operating result from normal activities as at 31 December 2019 is a favourable variance of \$482,646 (20.15%) against budget. The following information is provided on key aspects of Council's year to date financial performance:

<u>Operating Income</u>	<i>Actuals for the Year</i>	An unfavourable variance of \$143,929 (1.15%).
	<i>End of Year Forecast</i>	As per budget - not yet due to be reviewed.

Operating Income variances previously reported to Council:

1. Year to date Reimbursements of \$345,404 is \$49,702 (12.58%) below the budget of \$395,106. This is attributable to a lower level of reimbursements compared to budget relating to the Coppin & Mathieson Transfer Stations.
2. Year to date Other Income of \$944,130 is \$393,630 (29.42%) below the budget of \$1,337,760. This is mainly attributable to lower ferricrete sales to December 2019 (\$189,269 compared to a budget of \$390,000), a lower level of Greenwaste products sales (\$26,643 compared to a budget of \$140,448) and the timing of royalty payments from the sale of landfill gas (\$189,269 compared to a budget of \$349,998).

This is offset by additional income from the sale of products from the Hazelmere timber recycling plant (\$315,298 compared to a budget of \$284,964) the sale of products from the Coppin & Mathieson Transfer Stations (\$56,843 compared to a budget of \$41,496).

There were no further significant Operating Income variances as at 31 December 2019.

<u>Operating Expenditure</u>	<i>Actuals for the Year</i>	A favourable variance of \$626,575 (6.18%).
	<i>End of Year Forecast</i>	As per budget - not yet due to be reviewed.

Operating Expenditure variances previously reported to Council:

1. Year to date Salary Expenses of \$3,966,805 is \$616,277 (13.45%) below the budget of \$4,583,082. The variance is attributable to the timing of filling of vacant positions and budgeted positions that are yet to be filled.
2. Year to date Contract Expenses of \$1,636,412 is \$624,966 (27.64%) below the budget of \$2,261,378 due to the timing of various projects from different business units.

Projects where the expenditures are lower than budget for various directorates/business units include: Waste Services projects (\$397,347), Corporate Services (\$168,486) and Environmental Services (\$86,366). This is offset by expenditure greater than budget in the Regional Development directorate/business unit (\$27,235).
3. Year to date Material Expenses of \$614,742 is \$66,605 (12.15%) above the budget of \$548,137. This is primarily due to the purchase of a binding material (Rembind) required as part of waste acceptance approval requirements which has resulted in an unfavourable variance of \$150,534 for Waste Services. This is offset by an increase in income for commercial tonnages at the Red Hill Waste Management Facility.



Item 14.3 continued

4. Year to date Provision Expenses of \$201,550 is \$64,546 (47.11%) above the budget of \$137,004. The variance is attributable to the greater level of tonnages compared to budget received as at 31 December 2019.
5. Year to date Cost Allocated Expenses of \$330,435 is \$637,625 (65.87%) below the budget of \$968,060. This variance relates to internal costs allocated between the Hazelmere C&I Plant and the Red Hill Landfill Facility Class III cell as a result of lower activity at the C & I Plant, as well as the low level of capital works undertaken to-date involving internal resources.

There were no further significant Operating Expenditure variances as at 31 December 2019.

<u>*Other Revenues and Expenses (Net)</u>	<i>Actuals for the Year</i>	An unfavourable variance of \$63,103 (2.03%).
	<i>End of Year Forecast</i>	As per budget - not yet due to be reviewed.

Other Revenues and Expenses variances previously reported to Council:

1. Year to date User Charges of \$21,968 is \$330,535 (93.77%) below the budget of \$352,500. The variance is due to the lower level of tonnages received through the Hazelmere C & I facility.
2. Year to date Interest Restricted Cash Investments of \$1,096,785 is \$232,345 (26.88%) above the budget of \$864,440. This is attributable to the higher level of funds available for investment as at 31 December 2019, and a higher average interest rate expected to be received for the 2019/2020 financial year (2.34% as at 31 December 2019 compared to the budgeted rate of 1.78%).
3. Year to date Other Revenue of \$3,842 is \$474,286 (99.02%) below the budget of \$478,128. The variance relates specifically to the sale of products from the Hazelmere C&I Project due to the lower than budget level of tonnages received through the C&I facility and resulting recoverable material available for sale (\$3,842 compared to a budget of \$102,216), as well as the sale of electricity from the Wood Waste to Energy facility which is yet to be completed (\$0 compared to a budget of \$375,912).
4. Year to date Salary Expenses (Other Expenses) of \$211,850 is \$192,162 (47.56%) below the budget of \$404,012. The variance is principally attributable to the low level of activity in the Hazelmere C & I facility due to the lower than budget level of tonnages received.
5. Year to date Depreciation Expenses of \$38,851 is \$83,366 (68.21%) below the budget of \$122,217. The variance relates to the low level of capital expenditure relating to the Hazelmere Resource Recovery Park.
6. Year to date Miscellaneous Expenses of \$32,549 is \$33,735 (50.89%) below the budget of \$66,284. The variance relates to miscellaneous expenses for the Hazelmere C&I Plant (\$0 compared to a budget of \$15,000) and is attributable to the lower level of tonnages received through the facility and the timing of the WWtE Project which is yet to be completed (\$0 compared to a budget of \$28,146).
7. Year to date Costs Allocated of \$258,915 is \$80,252 (23.66%) below the budget of \$339,167. This variance relates specifically to internal costs allocated between the Hazelmere C&I Plant and the Red Hill Landfill Facility Class III cell due to lower than budget levels of activity at the C & I Plant.

Other Revenues and Expenses variances not previously reported to Council:

8. Proceeds from Sale of Assets of \$243,409 is \$38,409 (18.74%) above the budget of \$205,000. The variance relates specifically to the timing of various items of plant and vehicles previously budgeted for change over during the 2018/2019 financial that did not attained the specified change over criteria.

There were no further significant Other Revenues and Expenses variances as at 31 December 2019.



Item 14.3 continued

Capital Expenditure Statement (refer Attachment 2)

<u>Capital Expenditure</u>	<i>Actuals for the Year</i>	<i>A favourable variance of \$9,024,566</i>
	<i>End of Year Forecast</i>	<i>As per budget - not yet due to be reviewed.</i>

Capital Expenditure variances:

A favourable variance of \$9,024,566 existed as at 31 December 2019 when compared to the budget of \$13,464,954. The year to date budget provisions are used as a guide only as expenditure of a capital nature is undertaken as and when required.

Major capital expenditures to 31 December 2019 include:

- Construct Class III Cell - Stage 14 - Red Hill Landfill Facility - \$1,185,556;
- Construct and Commission Resource Recovery Park - WWtE Building - \$995,724;
- Purchase / Replace Plant - Red Hill Landfill Facility - \$886,475;
- Purchase Vehicles - Ascot Place and Red Hill Landfill Facility - \$321,186;
- Construct and Commission Resource Recovery Park - Site Infrastructure - \$265,238;
- Purchase Resource Recovery Park - WWtE Plant and Equipment - \$251,059; and
- Purchase / Replace Minor Plant and Equipment Plant - Red Hill Landfill Facility - \$179,923.

Statement of Financial Position (refer Attachment 3)

The Statement of Financial Position shows the overall impact of actual balances compared with budget provisions and end of year forecasts for operating and capital works activities.

Total Equity as at 31 December 2019 totals \$201,431,243. This is an increase of \$5,917,641 from the 30 June 2019 equity of \$195,513,602 and represents the net change in assets from operations.

As end of year forecasts are yet to be reviewed, the forecast balances as at 31 December 2019 are as per the budget estimates.

Statement of Cash and Investments (refer Attachment 4)

The level of cash and investments in the Municipal Fund as at 31 December 2019 is \$12,865,870 and Restricted Cash amount to 93,265,587.

The net movement for the month is an increase of \$402,212.

As end of year forecasts are yet to be reviewed, the forecast balances as at 31 December 2019 are as per the budget estimates.

Investment Report (refer Attachment 5)

Term deposits valued at \$4,500,000 matured during December 2019. These were reinvested into further term deposits together with additional surplus funds.



Item 14.3 continued

STRATEGIC/POLICY IMPLICATIONS

Key Result Area 3 - Good Governance

3.3 To provide responsible and accountable governance and management of the EMRC

3.4 To continue to improve financial and asset management practices

FINANCIAL IMPLICATIONS

As outlined within the report and attachments.

SUSTAINABILITY IMPLICATIONS

Nil

MEMBER COUNCIL IMPLICATIONS

Member Council	Implication Details
Town of Bassendean	} Nil
City of Bayswater	
City of Belmont	
City of Kalamunda	
Shire of Mundaring	
City of Swan	

ATTACHMENT(S)

1. Statement of Comprehensive Income by Nature and Type (Ref: D2020/02039)
2. Capital Expenditure Statement (Ref: D2020/02040)
3. Statement of Financial Position (Ref: D2020/02041)
4. Statement of Cash and Investments (Ref: D2020/02042)
5. Investment Report (Ref: D2020/02044)

VOTING REQUIREMENT

Simple Majority

RECOMMENDATION(S)

That Council receives the Statement of Comprehensive Income, Capital Expenditure Statement, Statement of Financial Position, Statement of Cash and Investments and the Investment Report for the period ended 31 December 2019.

COUNCIL RESOLUTION(S)

MOVED CR DAW

SECONDED CR G JOHNSON

THAT COUNCIL RECEIVES THE STATEMENT OF COMPREHENSIVE INCOME, CAPITAL EXPENDITURE STATEMENT, STATEMENT OF FINANCIAL POSITION, STATEMENT OF CASH AND INVESTMENTS AND THE INVESTMENT REPORT FOR THE PERIOD ENDED 31 DECEMBER 2019.

CARRIED UNANIMOUSLY



STATEMENT OF COMPREHENSIVE INCOME

Nature and Type

Year to Date			DECEMBER 2019		Full Year			
Actual	Budget	Variance			Forecast	Budget	Variance	
Operating Income								
\$18,041,314	\$17,206,833	\$834,481	(F)	User Charges	\$34,133,183	\$34,133,183	\$0	(F)
(\$7,796,142)	(\$7,303,860)	(\$492,282)	(U)	Less Landfill Levy Charges	(\$14,607,723)	(\$14,607,723)	\$0	(F)
\$10,245,172	\$9,902,973	\$342,199	(F)	Net User Charges	\$19,525,460	\$19,525,460	\$0	(F)
\$229,545	\$226,080	\$3,465	(F)	Special Charges	\$442,603	\$442,603	\$0	(F)
\$329,747	\$365,000	(\$35,253)	(U)	Contributions	\$563,447	\$563,447	\$0	(F)
\$174,538	\$175,000	(\$462)	(U)	Operating Grants	\$525,000	\$525,000	\$0	(F)
\$124,448	\$134,994	(\$10,546)	(U)	Interest Municipal Cash Investments	\$270,000	\$270,000	\$0	(F)
\$345,404	\$395,106	(\$49,702)	(U)	Reimbursements	\$790,259	\$790,259	\$0	(F)
\$944,130	\$1,337,760	(\$393,630)	(U)	Other	\$2,675,597	\$2,675,597	\$0	(F)
\$12,392,984	\$12,536,913	\$143,929	(U)	Total Operating Income	\$24,792,366	\$24,792,366	\$0	(F)
Operating Expenditure								
\$3,966,805	\$4,583,082	\$616,277	(F)	Salary Expenses	\$9,856,504	\$9,856,504	\$0	(F)
\$1,636,412	\$2,261,378	\$624,966	(F)	Contract Expenses	\$4,706,382	\$4,706,382	\$0	(F)
\$614,742	\$548,137	(\$66,605)	(U)	Material Expenses	\$1,114,269	\$1,114,269	\$0	(F)
\$162,647	\$153,710	(\$8,937)	(U)	Utility Expenses	\$327,525	\$327,525	\$0	(F)
\$380,453	\$367,272	(\$13,181)	(U)	Fuel Expenses	\$734,688	\$734,688	\$0	(F)
\$131,945	\$129,120	(\$2,825)	(U)	Insurance Expenses	\$258,545	\$258,545	\$0	(F)
\$2,326,089	\$2,461,668	\$135,579	(F)	Depreciation Expenses	\$4,923,631	\$4,923,631	\$0	(F)
\$424,832	\$468,304	\$43,472	(F)	Miscellaneous Expenses	\$936,306	\$936,306	\$0	(F)
\$201,550	\$137,004	(\$64,546)	(U)	Provision Expenses	\$236,821	\$236,821	\$0	(F)
(\$330,435)	(\$968,060)	(\$637,625)	(U)	Costs Allocated	(\$2,146,825)	(\$2,146,825)	\$0	(F)
\$9,515,040	\$10,141,615	\$626,575	(F)	Total Operating Expenditure	\$20,947,846	\$20,947,846	\$0	(F)
\$2,877,944	\$2,395,298	\$482,646	(F)	OPERATING RESULT FROM NORMAL ACTIVITIES	\$3,844,520	\$3,844,520	\$0	(F)
Surplus	Surplus				Surplus	Surplus		

Notes:

1. User Charges - include member Councils and casual users pertaining to waste, risk management and environmental services fees and charges;
2. Special Charges - Waste Education Levy;
3. Contributions - member Councils' contributions to projects and services;
4. Operating Grants - grant income predominantly from government agencies; and
5. Other Operating Income - includes income from the sale of products;

(F) denotes Favourable variance and (U) denotes Unfavourable variance

44
STATEMENT OF COMPREHENSIVE INCOME
Nature and Type

Year to Date

DECEMBER 2019

Full Year

Actual	Budget	Variance		Forecast	Budget	Variance	
--------	--------	----------	--	----------	--------	----------	--

Other Revenues

\$21,965	\$352,500	(\$330,535)	(U)	User Charges	\$705,000	\$705,000	\$0	(F)
\$2,492,201	\$2,440,516	\$51,685	(F)	Secondary Waste Charge	\$4,756,004	\$4,756,004	\$0	(F)
\$0	\$0	\$0	(F)	Operating Grants	\$0	\$0	\$0	(F)
\$1,096,785	\$864,440	\$232,345	(F)	Interest Restricted Cash Investments	\$1,604,959	\$1,604,959	\$0	(F)
\$0	\$24	(\$24)	(U)	Reimbursements	\$50	\$50	\$0	(F)
\$243,409	\$205,000	\$38,409	(F)	Proceeds from Sale of Assets	\$205,000	\$205,000	\$0	(F)
\$3,842	\$478,128	(\$474,286)	(U)	Other	\$956,262	\$956,262	\$0	(F)
\$3,858,202	\$4,340,608	(\$482,406)	(U)	Total Other Revenues	\$8,227,275	\$8,227,275	\$0	(F)

Other Expenses

\$211,850	\$404,012	\$192,162	(F)	Salary Expenses	\$828,644	\$828,644	\$0	(F)
\$135,522	\$130,578	(\$4,944)	(U)	Contract Expenses	\$850,463	\$850,463	\$0	(F)
\$5,066	\$12,684	\$7,618	(F)	Material Expenses	\$75,475	\$75,475	\$0	(F)
\$6,004	\$14,340	\$8,336	(F)	Utility Expenses	\$28,700	\$28,700	\$0	(F)
\$0	\$498	\$498	(F)	Fuel Expenses	\$1,000	\$1,000	\$0	(F)
\$10,486	\$27,678	\$17,192	(F)	Insurance Expenses	\$55,406	\$55,406	\$0	(F)
\$38,851	\$122,217	\$83,366	(F)	Depreciation Expenses	\$503,290	\$503,290	\$0	(F)
\$32,549	\$66,284	\$33,735	(F)	Miscellaneous Expenses	\$133,350	\$133,350	\$0	(F)
\$119,262	\$120,350	\$1,088	(F)	Carrying Amount of Assets Disposed Of	\$153,999	\$153,999	\$0	(F)
\$258,915	\$339,167	\$80,252	(F)	Costs Allocated	\$683,135	\$683,135	\$0	(F)
\$818,505	\$1,237,808	\$419,303	(F)	Total Other Expenses	\$3,313,462	\$3,313,462	\$0	(F)

\$3,039,697	\$3,102,800	(\$63,103)	(U)	OPERATING RESULT FROM OTHER ACTIVITIES	\$4,913,813	\$4,913,813	\$0	(F)
Surplus	Surplus				Surplus	Surplus		

\$5,917,641	\$5,498,098	\$419,543	(F)	NET RESULT	\$8,758,333	\$8,758,333	\$0	(F)
Surplus	Surplus				Surplus	Surplus		

Realised/Unrealised (Gain)/Loss From Change in Fair Value of Investments

\$0	\$0	\$0	(F)	Unrealised (Gain)/Loss	\$0	\$0	\$0	(F)
\$0	\$0	\$0	(F)	Realised (Gain)/Loss	\$0	\$0	\$0	(F)
\$0	\$0	\$0	(F)	Total (Gain)/Loss from change in Fair Value of Investments	\$0	\$0	\$0	(F)

Other Comprehensive Income

\$0	\$0	\$0	(F)	Revaluation of Assets/Accumulated Depreciation Reversal	\$0	\$0	\$0	(F)
\$0	\$0	\$0	(F)	Other Comprehensive Income	\$0	\$0	\$0	(F)
\$0	\$0	\$0	(F)	Total Other Comprehensive Income	\$0	\$0	\$0	(F)

\$5,917,641	\$5,498,098	\$419,543	(F)	CHANGE IN NET ASSETS FROM OPERATIONS	\$8,758,333	\$8,758,333	\$0	(F)
Surplus	Surplus				Surplus	Surplus		



45

CAPITAL EXPENDITURE STATEMENT

DECEMBER 2019

Year to Date						Full Year		
Actual	Budget	Variance		On Order	(F) = Favourable variation (U) = Unfavourable variation	Forecast	Budget	Variance
Governance and Corporate Services								
\$158,399	\$168,498	\$10,099	(F)	\$0	Purchase Vehicles - Ascot Place (24440/00)	\$337,000	\$337,000	\$0 (F)
\$0	\$12,498	\$12,498	(F)	\$16,030	Purchase Furniture Fittings & Equipment - Corporate Services (24510/01)	\$25,000	\$25,000	\$0 (F)
\$19,620	\$168,000	\$148,380	(F)	\$32,211	Purchase Information Technology & Communication Equipment (24550/00)	\$336,000	\$336,000	\$0 (F)
\$0	\$9,996	\$9,996	(F)	\$0	Purchase Art Works (24620/00)	\$20,000	\$20,000	\$0 (F)
\$4,250	\$79,998	\$75,748	(F)	\$0	Capital Improvement Administration Building - Ascot Place (25240/01)	\$160,000	\$160,000	\$0 (F)
\$0	\$0	\$0	(F)	\$0	Upgrade Security Equipment - Ascot Place (25530/01)	\$4,500	\$4,500	\$0 (F)
\$182,269	\$438,990	\$256,721	(F)	\$48,241		\$882,500	\$882,500	\$0 (F)

CAPITAL EXPENDITURE STATEMENT

DECEMBER 2019

Year to Date			On Order		Full Year		
Actual	Budget	Variance			Forecast	Budget	Variance

Resource Recovery

\$995,724	\$0	(\$995,724)	(U)	\$0	Construct and Commission Resource Recovery Park - Wood Waste to Energy Building (24259/05)	\$0	\$0	\$0	(F)
\$4,603	\$274,992	\$270,390	(F)	\$9,833	Construct and Commission Resource Recovery Park - Community Transfer Station (24259/06)	\$550,000	\$550,000	\$0	(F)
\$0	\$399,996	\$399,996	(F)	\$0	Construct and Commission Resource Recovery Park - Site/Administration Office (24259/07)	\$800,000	\$800,000	\$0	(F)
\$0	\$249,996	\$249,996	(F)	\$0	Construct and Commission Resource Recovery Park - Community Reuse Store (24259/08)	\$500,000	\$500,000	\$0	(F)
\$0	\$4,998	\$4,998	(F)	\$0	Construct and Commission Resource Recovery Park - MRF Building - Hazelmere (24259/09)	\$10,000	\$10,000	\$0	(F)
\$68,300	\$105,000	\$36,700	(F)	\$0	Construct and Commission Resource Recovery Commercial Transfer Station - Hazelmere (24259/10)	\$210,000	\$210,000	\$0	(F)
\$65,127	\$39,024	(\$26,103)	(U)	\$22,338	Construct and Commission Resource Recovery Park - Weighbridge Office (24259/12)	\$78,055	\$78,055	\$0	(F)
\$0	\$300,000	\$300,000	(F)	\$0	Construct and Commission Resource Recovery Park - Site Workshop (24259/13)	\$600,000	\$600,000	\$0	(F)
\$9,204	\$57,666	\$48,462	(F)	\$1,160	Construct and Commission Resource Recovery Park - Weighbridges (x2) (24392/02)	\$115,337	\$115,337	\$0	(F)
\$35,327	\$49,998	\$14,671	(F)	\$2,345	Construct FOGO Processing Area - Red Hill Landfill Facility (24395/05)	\$100,000	\$100,000	\$0	(F)

CAPITAL EXPENDITURE STATEMENT

DECEMBER 2019

Year to Date				Full Year				
Actual	Budget	Variance		On Order	(F) = Favourable variation (U) = Unfavourable variation	Forecast	Budget	Variance

Resource Recovery

\$265,238	\$1,274,994	\$1,009,756	(F)	\$92,248	Construct and Commission Resource Recovery Park - Site Infrastructure (24399/01)	\$2,550,000	\$2,550,000	\$0 (F)
\$0	\$124,998	\$124,998	(F)	\$0	Construct Resource Recovery Park - Reuse Store Infrastructure (Car Park) (24399/07)	\$250,000	\$250,000	\$0 (F)
\$5,206	\$61,842	\$56,636	(F)	\$6,514	Wood Waste to Energy Utilities/Infrastructure - Resource Recovery Park (24399/11)	\$123,685	\$123,685	\$0 (F)
\$251,059	\$620,298	\$369,239	(F)	\$879,773	Purchase Resource Recovery Park - Wood Waste to Energy Plant & Equipment (24410/03)	\$1,240,613	\$1,240,613	\$0 (F)
\$0	\$249,996	\$249,996	(F)	\$0	Purchase Resource Recovery Park C & I Building - Plant & Equipment (24410/04)	\$500,000	\$500,000	\$0 (F)
\$0	\$150,000	\$150,000	(F)	\$0	Purchase Resource Recovery Park Transfer Station - Plant & Equipment (24410/05)	\$300,000	\$300,000	\$0 (F)
\$0	\$300,000	\$300,000	(F)	\$447,800	Purchase FOGO Processing Plant - Red Hill Landfill Facility (24410/10)	\$600,000	\$600,000	\$0 (F)
\$1,699,787	\$4,263,798	\$2,564,011	(F)	\$1,462,011		\$8,527,690	\$8,527,690	\$0 (F)

Waste Management

\$0	\$54,996	\$54,996	(F)	\$0	Construct Waste Management Facility Buildings - Red Hill Landfill Facility (24250/01)	\$110,000	\$110,000	\$0 (F)
\$0	\$31,500	\$31,500	(F)	\$0	Construct Storage Shed - Hazelmere (24250/05)	\$63,000	\$63,000	\$0 (F)
\$6,018	\$39,996	\$33,978	(F)	\$0	Upgrade Power Supply to Transfer Station - Red Hill Landfill Facility (24259/14)	\$80,000	\$80,000	\$0 (F)

CAPITAL EXPENDITURE STATEMENT

DECEMBER 2019

Year to Date									Full Year		
Actual	Budget	Variance		On Order	(F) = Favourable variation (U) = Unfavourable variation	Forecast	Budget	Variance			
Waste Management											
\$0	\$39,996	\$39,996	(F)	\$0	Upgrade Power Supply to Workshop No 2 - Red Hill Landfill Facility (24259/15)	\$80,000	\$80,000	\$0	(F)		
\$1,185,556	\$2,485,888	\$1,300,332	(F)	\$1,311,056	Construct Class III Cell Stage 14 - Red Hill Landfill Facility (24310/12)	\$4,974,352	\$4,974,352	\$0	(F)		
\$12,370	\$41,496	\$29,126	(F)	\$0	Leachate Project - Red Hill Landfill Facility (24320/02)	\$83,000	\$83,000	\$0	(F)		
\$0	\$225,000	\$225,000	(F)	\$0	Design and Construct Class IV Cell Stage 2 - Red Hill Landfill Facility (24330/04)	\$450,000	\$450,000	\$0	(F)		
\$0	\$99,996	\$99,996	(F)	\$0	Construct Stormwater Infrastructure and Siltation Ponds - Red Hill Landfill Facility (24350/01)	\$200,000	\$200,000	\$0	(F)		
\$7,150	\$61,842	\$54,692	(F)	\$0	Construct Roads / Carports - Red Hill Landfill Facility (24370/00)	\$123,690	\$123,690	\$0	(F)		
\$3,420	\$249,996	\$246,576	(F)	\$0	Construct Access Road to Lots 8 9 10 - Red Hill Landfill Facility (24370/02)	\$500,000	\$500,000	\$0	(F)		
\$0	\$124,998	\$124,998	(F)	\$0	Construct Drainage Diversion and Earthworks Infrastructures - Red Hill Landfill Facility (24380/00)	\$250,000	\$250,000	\$0	(F)		
\$0	\$49,998	\$49,998	(F)	\$0	Construct Litter Fence - Redhill Landfill Facility (24394/05)	\$100,000	\$100,000	\$0	(F)		
\$795	\$0	(\$795)	(U)	\$0	Construct Greenwaste Processing Area - Red Hill Landfill Facility (24395/00)	\$0	\$0	\$0	(F)		
\$0	\$27,492	\$27,492	(F)	\$0	Construct Hardstand and Road - Hazelmere (24395/01)	\$55,000	\$55,000	\$0	(F)		
\$0	\$19,998	\$19,998	(F)	\$0	Construct Monitoring Bores - Red Hill Landfill Facility (24396/00)	\$40,000	\$40,000	\$0	(F)		
\$0	\$37,500	\$37,500	(F)	\$0	Air Supply lines - Waste Management Structures - Red Hill Landfill Facility (24399/10)	\$75,000	\$75,000	\$0	(F)		

CAPITAL EXPENDITURE STATEMENT

DECEMBER 2019

Year to Date									Full Year		
Actual	Budget	Variance		On Order	(F) = Favourable variation (U) = Unfavourable variation	Forecast	Budget	Variance			
Waste Management											
\$0	\$774,996	\$774,996 (F)		\$0	Liquid Waste Project - Red Hill Landfill Facility (24399/16)	\$1,550,000	\$1,550,000	\$0 (F)			
\$51,223	\$748,268	\$697,045 (F)		\$25,563	Develop Lots 8 9 & 10 For Future Waste Activities - Red Hill Landfill Facility (24399/19)	\$1,500,000	\$1,500,000	\$0 (F)			
\$886,475	\$1,797,498	\$911,023 (F)		\$1,345,500	Purchase / Replace Plant - Red Hill Landfill Facility (24410/00)	\$3,595,000	\$3,595,000	\$0 (F)			
\$13,000	\$1,037,496	\$1,024,496 (F)		\$0	Purchase / Replace Plant - Hazelmere (24410/01)	\$2,075,000	\$2,075,000	\$0 (F)			
\$0	\$225,000	\$225,000 (F)		\$0	Liquid Waste Project Plant - Red Hill Landfill Facility (24410/11)	\$450,000	\$450,000	\$0 (F)			
\$179,923	\$439,998	\$260,075 (F)		\$0	Purchase / Replace Minor Plant and Equipment-Red Hill Landfill Facility (24420/00)	\$880,000	\$880,000	\$0 (F)			
\$9,080	\$6,996	(\$2,084) (U)		\$0	Purchase / Replace Minor Plant and Equipment - Hazelmere (24420/02)	\$14,000	\$14,000	\$0 (F)			
\$162,787	\$42,996	(\$119,791) (U)		\$0	Purchase / Replace Vehicles - Red Hill Landfill Facility (24430/00)	\$86,000	\$86,000	\$0 (F)			
\$0	\$49,998	\$49,998 (F)		\$0	Purchase / Replace Security System - Red Hill Waste Management Facility (24530/08)	\$100,000	\$100,000	\$0 (F)			
\$16,670	\$18,240	\$1,570 (F)		\$0	Purchase / Replace Security System - Hazelmere (24530/10)	\$36,480	\$36,480	\$0 (F)			
\$15,294	\$9,996	(\$5,298) (U)		\$7,400	Purchase / Replace Other Equipment - Red Hill Landfill Facility (24590/00)	\$20,000	\$20,000	\$0 (F)			
\$8,572	\$0	(\$8,572) (U)		\$0	Purchase / Replace Miscellaneous Equipment - Hazelmere (24590/02)	\$0	\$0	\$0 (F)			
\$0	\$9,996	\$9,996 (F)		\$0	Purchase Office Furniture and Fittings-Hazelmere (24610/10)	\$20,000	\$20,000	\$0 (F)			

-51



52 CASH AND INVESTMENTS

DECEMBER 2019

Actual June 2019	Actual Year to Date	(F) = Favourable variation (U) = Unfavourable variation	Full Year		
			Forecast	Budget	Variance
Municipal Cash and Investments					
1,495,314	3,102,951	Cash at Bank - Municipal Fund 01001/00	1,593,563	1,593,563	0 (F)
3,450	3,450	Cash on Hand 01019/00 - 02	3,450	3,450	0 (F)
11,251,348	9,759,469	Investments - Municipal Fund 02021/00	5,852,213	5,852,213	0 (F)
12,750,112	12,865,870	Total Municipal Cash	7,449,226	7,449,226	0 (F)
Restricted Cash and Investments					
1,937,863	1,958,320	Restricted Investments - Plant and Equipment 02022/01	(80,444)	(80,444)	0 (F)
2,709,862	2,738,468	Restricted Investments - Post Closure Site Rehabilitation Red Hill 02022/02	2,906,437	2,906,437	0 (F)
20,180,980	20,394,014	Restricted Investments - Future Development 02022/03	21,827,663	21,827,663	0 (F)
1,098,527	1,110,124	Restricted Investments - Environmental Monitoring Red Hill 02022/04	1,209,362	1,209,362	0 (F)
37,510	37,906	Restricted Investments - Environmental Insurance Red Hill 02022/05	62,712	62,712	0 (F)
15,192	15,352	Restricted Investments - Risk Management 02022/06	15,466	15,466	0 (F)
602,871	609,235	Restricted Investments - Class IV Cells Red Hill 02022/07	219,780	219,780	0 (F)
312,586	315,886	Restricted Investments - Regional Development 02022/08	476,922	476,922	0 (F)
57,994,036	58,606,233	Restricted Investments - Secondary Waste Processing 02022/09	54,450,892	54,450,892	0 (F)
6,031,536	6,095,206	Restricted Investments - Class III Cells 02022/10	2,756,472	2,756,472	0 (F)
76,706	77,516	Restricted Investments - Building Refurbishment (Ascot Place) 02022/11	78,093	78,093	0 (F)
189,362	336,565	Restricted Investments - Accrued Interest 02022/19	189,362	189,362	0 (F)
0	0	Restricted Investments - Unrealised Loss/Gain on Investments 02022/20	0	0	0 (F)
960,622	970,762	Restricted Investments - Long Service Leave 02022/90	1,000,808	1,000,808	0 (F)
92,147,654	93,265,587	Total Restricted Cash	85,113,526	85,113,526	0 (F)
104,897,765	106,131,457	TOTAL CASH AND INVESTMENTS	92,562,751	92,562,751	0 (F)

The Cash at Bank - Municipal Fund represents the balance on the last day of the relevant month. Any portion of the balance available for investment is transferred into the Investment - Municipal Fund account in the following period. Funds held in the Cash at Bank - Municipal Fund continue to accrue interest as per the Westpac commercial rates.

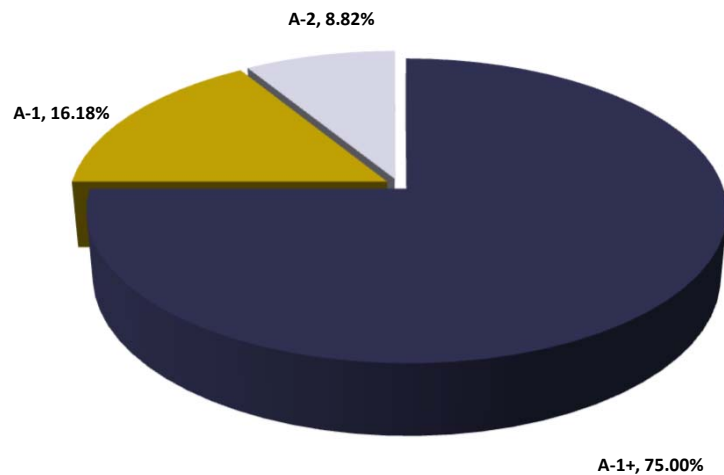
EMRC Investment Report

December 2019

I. Overall Portfolio Limits

S&P Long Term Rating	S&P Short Term Rating	% Portfolio	Investment Maximum %
AAA	A-1+	75.00%	100.00%
AA	A-1	16.18%	100.00%
BBB	A-2	8.82%	15.00%
		<u>100.00%</u>	

Investment by S&P Rating



II. Single Entity Exposure

	S&P Long Term Rating	S&P Short Term Rating	% Portfolio	
AMP	BBB	A-2	4.41%	
ANZ Banking Group	AAA	A-1+	15.20%	
Bankwest	AAA	A-1+	0.00%	
Bank of Queensland	BBB	A-2	0.00%	
ING	AA	A-1	0.00%	
ME Bank	BBB	A-2	4.41%	*
NAB	AAA	A-1+	25.49%	
Suncorp	AA	A-1	0.00%	*
Westpac / St. George Bank	AAA	A-1+	34.31%	
Macquarie Bank	A-1		16.18%	
			<u>100.00%</u>	

* Non-Fossil Fuel ADI (Authorised Deposit Taking Institution)

III. Term to Maturity Framework

Maturity Profile	Investment Policy Guidelines		
	% Portfolio	% Min	% Max
Less Than 1 Year	100.00%	40%	100%
Greater than 1 year & less than or equal to 3 years	0.00%	0%	60%
	<u>100.00%</u>		

IV. Fossil Fuel Divestment

	% Portfolio
Non-Fossil Fuel ADI's	4.41%
Fossil Fuel ADI's	95.59%
	<u>100.00%</u>

NB: This report is consistent with the reporting requirements of the Policy 3.3 - Management of Investments Policy



14.4 REVIEW OF DELEGATED POWERS AND DUTIES

REFERENCE: D2019/00720

PURPOSE OF REPORT

The purpose of this report is to complete the annual statutory review of the exercise of powers and discharge of duties as delegated by Council.

KEY POINTS AND RECOMMENDATION(S)

- It is a requirement of section 5.18 of the *Local Government Act 1995* (the Act) that the delegations made by the Council to Committees are reviewed at least once in every financial year.
- It is a requirement of section 5.46 of the Act that the delegations made by the Council to the Chief Executive Officer (CEO) are reviewed at least once in every financial year.
- The delegation of powers and duties remaining current, are submitted for review and are recommended to be reaffirmed by Council.

Recommendation(s)

That Council re-affirms the delegated powers and duties as listed in the report.

SOURCE OF REPORT

Chief Financial Officer

BACKGROUND

It is a requirement of section 5.18 of the Act that the delegations made by the Council to Committees are reviewed at least once in every financial year.

It is a requirement of section 5.46 of the Act that the delegations made by the Council to the CEO are reviewed at least once in every financial year.



Item 14.4 continued

REPORT

The list of Council decisions to delegate its powers or duties to a Committee or to the CEO are listed below. Only the decisions which are still current are being recommended to Council for review and to be re-affirmed.

The following is the list of current delegations required to be re-affirmed by Council:

Delegation Number	Date of Original Delegation	Description of Delegation	Delegated to	Reference
C2/97	29/08/1996	Power to pay accounts between meetings.	CEO	Current
C/2014	04/12/2014	That Council pursuant to Section 5.42 of the <i>Local Government Act 1995</i> , amends the delegation to the Chief Executive Officer with respect to payments from the municipal or trust funds, to include a condition that the Chief Executive Officer is to provide a brief description outlining the nature of each transaction and payment made from municipal or trust funds on a monthly basis.	CEO	D2014/12979 17.2 Notice of Motion (Council)
C7/2001	22/02/2001	Authority to approve legal services to the value of \$5,000 in accordance with Council Policy Legal Representation Costs Indemnity Policy.	CEO	Current
C1/2005	19/05/2005	Finalise the sale of the land, within Lot 12, required for the Hills Spine Road and Perth – Adelaide Highway, to the Western Australian Planning Commission.	CEO	Current DMDOC/34306 (TAC Report) DMDOC/32855 (Council Minutes)
C1/2006	20/07/2006	The CEO, in consultation with the Chairman, is delegated authority to approve interstate and local travel related expenditure associated with pursuing lobbying and advocacy issues of an urgent nature, in accordance with Council Policy 1.8 – Lobbying and Advocacy Policy. Note: This delegation has been amended by C5/2016 such that the authority is also in accordance to Council approved budget. (D2018/07021)	CEO	Current DMDOC/107688 (CEOAC Report) DMDOC/52370 (Council Minutes)



Item 14.4 continued

Delegation Number	Date of Original Delegation	Description of Delegation	Delegated to	Reference
C2/2006	24/08/2006	That the CEO make appointments to the position of Acting Chief Executive Officer based on the EMRC employee holding the substantive position of Director and appointments being for a period of not longer than six (6) weeks.	CEO	Current DMDOC/55573 (Report) DMDOC/54252 (Council Minutes)
C1/2008	21/02/2008	The Investment Committee has only those delegated powers and duties of Council associated with the EMRC Investment Portfolio, that have not been delegated to the CEO inclusive of, but not limited to: (a) the acceptance of tenders for the provision of advice and services; and (b) to deal with any legal proceedings that may need to be initiated.	Investment Committee	Current Investment Committee Terms of Reference DMDOC/118164 DMDOC/78490 (Confidential Report) DMDOC/77280 (Council Minutes)
C1/2010	18/02/2010	That Council, by an absolute majority in accordance with section 5.42 of the <i>Local Government Act 1995</i> , delegate authority to the Chief Executive Officer to enter into contracts for the sale of EMRC generated products to a maximum contract value of \$3,000,000 (ex GST)	CEO	Current DMDOC/126570 (Report) DMDOC/123820 (Council Minutes)
C1/2014	20/02/2014	That Council: 1. By absolute majority acting pursuant to section 5.42 of the <i>Local Government Act 1995</i> , delegates authority to the Chief Executive Officer to accept tenders conditional upon: (a) Provision having been made in the current budget for the purchase of the particular item or as authorised by Council in advance. Note: this delegation has been amended by C5/2016 at the Council meeting held 24/03/2016 (D2016/04799) increasing the limit from \$350,000 to \$400,000 excluding GST.	CEO	Current D2014/00706 (Report) D2013/02643 (Council Minutes)



Item 14.4 continued

Delegation Number	Date of Original Delegation	Description of Delegation	Delegated to	Reference
C1/2015	19/02/2015	By absolute majority in accordance with section 5.42 of the <i>Local Government Act 1995</i> , delegates authority to the Chief Executive Officer to donate EMRC product to the value of \$10,000 p.a.	CEO	Current D2015/02243 (Report) D2015/00181 (Council)
C4/2015	20/08/2015	That Council, by absolute majority, in accordance with Section 5.42(1) of the <i>Local Government Act 1995</i> , delegate authority, to the CEO, to invite tenders on its behalf.	CEO	Current D2015/13575 (Report) D2015/10208 (Council)
C5/2016	24/03/2016	That Council: 3. By absolute majority in accordance with section 5.45 of the <i>Local Government Act 1995</i> , amends delegation C1/2014 increasing the authority limit of the Chief Executive Officer to accept tenders to \$400,000 excluding GST. 4. By absolute majority in accordance with section 5.42 of the <i>Local Government Act 1995</i> , delegates authority to the Chief Executive Officer to exercise the option to extend any contract awarded under a tender with further extension periods following the initial contract period, subject to satisfactory performance. 5. Receives a report detailing the list of items approved under delegated authority as they arise at the next ordinary meeting of council.	CEO	Current D2016/03708 (Report) D2016/01544 (Council)
C6/2016	23/06/2016	That Council by absolute majority in accordance with section 5.42 of the <i>Local Government Act 1995</i> delegate authority to the Chief Executive Officer to negotiate and enter into contracts for waste disposal related to operations at the Red Hill Waste Management Facility and Hazelmere Resource Recovery Park.	CEO	Current D2016/08210 (Report) D2016/06161 (Council)



Item 14.4 continued

Delegation Number	Date of Original Delegation	Description of Delegation	Delegated to	Reference
C3/2017	18/05/2017	That Council: 2. Grant the CEO delegated authority to accept quotations from HAAS or its authorised suppliers for the supply of spare parts and periodic equipment repairs of the HAAS timber grinder.	CEO	Current D2017/05958 (TAC Report) D2017/07166 (Council Report)
C2/2018	24/05/2018	That: 1. Council approve contract variations requested by Anergy Australia Pty Ltd under the contract with the EMRC up to the value specified in the report. 2. Council authorise a contingency allowance on the revised cost to completion as specified in the report for any further contract variations that may arise in completion of the Hazelmere wood waste to energy plant.	CEO	Current D2018/05183 (Council Report)



Item 14.4 continued

Delegation Number	Date of Original Delegation	Description of Delegation	Delegated to	Reference
C14/2018	6/12/2018	<p>That Council:</p> <ol style="list-style-type: none"> 1. Acknowledges that BT Equipment Pty Ltd T/A Tutt Bryant Equipment are the sole agent in Australia for Bomag Compaction Equipment and the only supplier of parts capable of the refurbishment of the two (2) older Bomag BC1172RB landfill compactors and therefore in accordance with <i>Local Government (Functions and General) Regulations 1996</i> r.11(2)(f), tenders will not be invited on this occasion. 2. Grant the CEO delegated authority to accept the submitted quotation from BT Equipment Pty Ltd T/A Tutt Bryant Equipment of \$509,747 (ex GST) for the refurbishment of the Bomag BC1172RB Landfill Compactors P2305 and P1942, subject to any minor variations that may be agreed on between the CEO and BT Equipment Pty Ltd T/A Tutt Bryant Equipment. 3. Authorise a 20% contingency allowance on the quoted price of the refurbishment to allow for any unforeseen circumstances that may arise. 	CEO	Current D2018/16279 (Council Report)



Item 14.4 continued

Delegation Number	Date of Original Delegation	Description of Delegation	Delegated to	Reference
C15/2018	6/12/2018	That: 1. Council authorises the CEO to enter into confidential discussions with the Western Metropolitan Regional Council in relation to the supply of residual waste for the proposed Resource Recovery Facility while negotiating for the supply of their general waste streams. 2. Any proposal for the supply of residual waste from Western Metropolitan Regional Council for the proposed Resource Recovery Facility be referred back to Council for consideration. 3. The report remains confidential and be certified by the Chairman and CEO.	CEO	Current D2018/15614 (Council Report)
C3/2019	22/08/2019	That Council authorises: 1. The Chairman to approve any leave request from the CEO on its behalf. 2. The Deputy Chairman to approve any leave request from the CEO on its behalf, in the circumstances the Chairman is unavailable.	Chairman Deputy Chairman	D2019/11274 (Council Report)
C5/2019	19/09/2019	That: 1. Council delegates authority to the Chief Executive Officer to issue, and to instruct EMRC's lawyers to issue, any default notices that may be required pursuant to any of the agreements between Anergy Australia Pty Ltd and the EMRC.	CEO	Current D2019/10941 (WAC Report) D2019/13752 (Council Report)
C7/2019	05/12/2019	That Council by absolute majority, in accordance with s.5.42(1) of the <i>Local Government Act 1995</i> authorise the CEO to enter into an agreement with the City of Bayswater to operate the City of Bayswater's Baywaste Transfer Station at 271 Collier Road, Morley WA 6062 on a cost plus basis, for a period up to 30 June 2020 or an earlier period as deemed appropriate by the CEO.	CEO	D2019/17750 (Council Report)



Item 14.4 continued

Delegation Number	Date of Original Delegation	Description of Delegation	Delegated to	Reference
C10/2019	05/12/2019	That Council: 1. Authorises the CEO to progress the RFT2019-005 – EMRC Strategic Review and invite tenders on its behalf 2. Instructs the CEO to manage the strategic review and provide an update bimonthly to Council during this process.	CEO	Current D2019/16872 (CEOAC Report) D2019/17873 (Council Report)

STRATEGIC/POLICY IMPLICATIONS

Key Result Area 3 – Good Governance

3.3 To provide responsible and accountable governance and management of the EMRC

FINANCIAL IMPLICATIONS

Nil

SUSTAINABILITY IMPLICATIONS

Nil

MEMBER COUNCIL IMPLICATIONS

Member Council	Implication Details
Town of Bassendean	} Nil
City of Bayswater	
City of Belmont	
City of Kalamunda	
Shire of Mundaring	
City of Swan	

ATTACHMENT(S)

Nil

VOTING REQUIREMENT

Simply Majority



Item 14.4 continued

RECOMMENDATION(S)

That Council re-affirms the delegated powers and duties as listed in the report.

COUNCIL RESOLUTION(S)

MOVED CR DAW

SECONDED CR G JOHNSON

THAT COUNCIL RE-AFFIRMS THE DELEGATED POWERS AND DUTIES AS LISTED IN THE REPORT.

CARRIED UNANIMOUSLY



14.5 LAND ALLOCATION FOR PROPOSED PEPPERCORN LEASE(S) OF A PORTION OF RED HILL WASTE MANAGEMENT FACILITY AND HAZELMERE RESOURCE RECOVERY PARK

REFERENCE: D2020/02321

PURPOSE OF REPORT

The purpose of this report is to seek in principle Council approval for the allocation of land on Lot 2 or some other suitable location at Red Hill Waste Management Facility and on Lot 301 or some other suitable location at Hazelmere Resource Recovery Park for the establishment of Container Deposit Scheme (CDS) refund and aggregation points to be operated by not-for-profit organisation(s) identified by WARRRL.

KEY POINTS AND RECOMMENDATION(S)

- WARRRL is keen to have refund and aggregation points strategically located in WA and that includes two locations owned by the EMRC: the Red Hill Waste Management Facility and the Hazelmere Resource Recovery Park.
- WARRRL is prepared to identify and approach a suitable not-for-profit organisation(s) to operate from each of these sites.
- EMRC staff believe a peppercorn lease arrangement for a ground lease with a not-for-profit organisation(s) operating within Perth's Eastern Region would be appropriate, subject to Council approval.
- Locations for two CDS refund and aggregation points have been identified at the two EMRC sites and would involve a ground lease for unimproved land of approximately 4,000 m² or 0.4 hectares at each site.
- Authorisation is sought to allocate land for a peppercorn lease of approximately 0.4 hectares of land within Lot 2 at Red Hill Waste Management Facility and approximately 0.4 hectares of land within Lot 301 at Hazelmere Resource Recovery Park, with a WARRRL recommended not-for-profit organisation, for the purpose of operating a CDS refund and aggregation points at each location.

Recommendation(s)

That Council:

1. Approves in-principle support for a peppercorn lease of approximately 0.4 hectares of unimproved land within Lot 2 Toodyay Road, Red Hill and Lot 301, Lakes Road Hazelmere for the establishment of CDS refund point and aggregation points.
2. Authorises the CEO to enter into negotiations with a not-for-profit organisation(s) that has been recommended by WARRRL, for the purpose of operating a CDS refund and aggregation point at each of above locations.

SOURCE OF REPORT

Chief Sustainability Officer
Chief Project Officer



Item 14.5 continued

BACKGROUND

The WA State Government is committed to the implementation of a Container Deposit Scheme (CDS) in Western Australia, which allows consumers to take empty beverage containers covered by the scheme to a refund point. The scheme is designed to help address the issue of litter and encourage a culture of recycling and has already been successfully rolled out in the Eastern States. The scheme is intended to complement kerbside recycling and existing waste services, and will encourage people to collect and recycle beverage containers consumed away from home.

The EMRC has presented previous reports to Council on the CDS in WA and how the EMRC might be involved.

REPORT

Council, at its Special Council meetings held on 23 January 2020 and 6 February 2020, the motions for EMRC's direct involvement in the Container Deposit Scheme as a Refund Point and Aggregation Point Operator were lost. The outcome of Council's decision has been communicated back to WARRRL.

WARRRL continues to recognise the strategic importance of the EMRC owned facilities at Red Hill and Hazelmere to ensure the success of the scheme that also would benefit the Region and WA. WARRRL is keen to continue to explore opportunities to have CDS refund and aggregation points operating at both of these sites.

It is proposed by WARRRL that it will identify and approach suitable not-for-profit organisation(s) with a view to recommend to the EMRC the organisation(s) capable of operating the refund and aggregation points at EMRC's owned facilities.

Approximately 0.4 hectares of land within Lot 2 at Red Hill Waste Management Facility and approximately 0.4 hectares of land within Lot 301 at Hazelmere Resource Recovery Park will be required to operate a CDS refund and aggregation points at each of these locations.

The arrangement will benefit the Region by allowing not-for-profit organisation(s) to contribute to the benefits of the scheme for rate-payers at no cost to the EMRC other than allocating unimproved land that is not utilised by the EMRC for the value of a peppercorn.

Subject to Council's approval, the CEO will negotiate an arrangement for a peppercorn lease of the unimproved land. The outcome of the negotiations will be submitted for Council's final approval at a future meeting of Council.

STRATEGIC/POLICY IMPLICATIONS

Key Result Area 1 – Environmental Sustainability

- 1.1 To provide sustainable waste disposal operations
- 1.2 To provide regional waste management
- 1.3 To provide resource recovery and recycling solutions in partnership with member Councils
- 1.4 To investigate leading edge waste management practices



Item 14.5 continued

FINANCIAL IMPLICATIONS

There are no direct financial implications but under a lease agreement, the identified not-for-profit organisation(s) will be receiving a gift of the value of the lease of the unimproved land.

SUSTAINABILITY IMPLICATIONS

Implementation of CDS is part of the Western Australia's Waste Avoidance and Resource Recovery Strategy 2030 and Action Plan; and will lead to better recycling performance in WA, reduced litter and environmental impact.

MEMBER COUNCIL IMPLICATIONS

Member Council	Implication Details
Town of Bassendean	} Nil
City of Bayswater	
City of Belmont	
City of Kalamunda	
Shire of Mundaring	
City of Swan	

ATTACHMENT(S)

Nil

VOTING REQUIREMENT

Simple Majority

RECOMMENDATION(S)

That Council:

1. Approves in-principle support for a peppercorn lease of approximately 0.4 hectares of unimproved land within Lot 2 Toodyay Road, Red Hill and Lot 301, Lakes Road Hazelmere for the establishment of CDS refund point and aggregation points.
2. Authorises the CEO to enter into negotiations with a not-for-profit organisation(s) that has been recommended by WARRRL, for the purpose of operating a CDS refund and aggregation point at each of above locations.



Item 14.5 continued

COUNCIL RESOLUTION(S)

MOVED CR ZANNINO

SECONDED CR CLARKE

THAT COUNCIL:

1. APPROVES IN-PRINCIPLE SUPPORT FOR A PEPPERCORN LEASE OF APPROXIMATELY 0.4 HECTARES OF UNIMPROVED LAND WITHIN LOT 2 TOODYAY ROAD, RED HILL AND LOT 301, LAKES ROAD HAZELMERE FOR THE ESTABLISHMENT OF CDS REFUND POINT AND AGGREGATION POINTS.
2. AUTHORISES THE CEO TO ENTER INTO NEGOTIATIONS WITH A NOT-FOR-PROFIT ORGANISATION(S) THAT HAS BEEN RECOMMENDED BY WARRRL, FOR THE PURPOSE OF OPERATING A CDS REFUND AND AGGREGATION POINT AT EACH OF ABOVE LOCATIONS.

CARRIED 9/2
Crs O'Connor and Boyd Against



14.6 ITEMS CONTAINED IN THE INFORMATION BULLETIN

REFERENCE: D2019/02338

The following items are included in the Information Bulletin, which accompanies the Agenda.

- 1.1 REGISTER OF COUNCIL RESOLUTIONS (Ref: D2020/00308)
- 1.2 CEO EXERCISE OF DELEGATED POWERS AND DUTIES (Ref: D2019/18483)
- 1.3 REGIONAL SERVICES ACTIVITY REPORT OCTOBER TO DECEMBER 2019
(Ref: D2020/101392)
- 1.4 CORPORATE BUSINESS PLAN 2019/2020 – 2023/2024 PROGRESS REPORT OCTOBER
TO DECEMBER 2019 (Ref: D2020/18484)
- 1.5 COUNCIL TONNAGE COMPARISONS AS AT 31 DECEMBER 2019 (Ref: D2019/01532)

RECOMMENDATION(S)

That Council notes the items contained in the Information Bulletin accompanying the 20 February 2020 Ordinary Meeting of Council Agenda.

COUNCIL RESOLUTION(S)

MOVED CR DAW

SECONDED CR G JOHNSON

THAT COUNCIL NOTES THE ITEMS CONTAINED IN THE INFORMATION BULLETIN ACCOMPANYING THE 20 FEBRUARY 2020 ORDINARY MEETING OF COUNCIL AGENDA.

CARRIED UNANIMOUSLY



INFORMATION BULLETIN

Accompanying the
Ordinary Meeting of Council Agenda

20 February 2020

COUNCIL INFORMATION BULLETIN**20 February 2020****(REF: D2019/18609)****TABLE OF CONTENTS**

1.1	REGISTER OF COUNCIL RESOLUTIONS 2019 (Ref: D2019/00308)	1
1.2	CEO EXERCISE OF DELEGATED POWERS AND DUTIES (Ref: D2019/18483)	29
1.3	REGIONAL SERVICES ACTIVITY REPORT OCTOBER TO DECEMBER 2019 (Ref: D2020/01392)	32
1.4	CORPORATE BUSINESS PLAN 2019/2020 TO 2023/2024 PROGRESS REPORT OCTOBER TO DECEMBER 2019 (Ref: D2019/18484)	38
1.5	COUNCIL TONNAGE COMPARISONS AS AT 31 DECEMBER 2019 (Ref: D2020/01532)	75



1.1 REGISTER OF COUNCIL RESOLUTIONS 2019

REFERENCE: D2020/00308

PURPOSE OF REPORT

The purpose of this report is to present to Council a list of Council resolutions for the calendar year and update Council on their progress.

KEY POINT(S)

- Historical review of Council's decisions throughout a calendar year.
- Enable current and new Councillors to review previous decisions made.

SOURCE OF REPORT

Chief Financial Officer

BACKGROUND

One of the characteristics often associated with transparency in local government is to keep Council and members of the public informed. This can be achieved by providing knowledge regarding Council resolutions in a useful manner and readily accessible manner. As a local government, the EMRC will actively seek methods to do its business in a transparent and accountable manner where everyone can see what is happening.

With this in mind, the EMRC seeks to build the faith of its stakeholders and build trust with those we serve in the community.

REPORT

The attachment provides a list of Council resolutions made during the calendar year to improve transparency and accountability. It is intended that the register is reported back to Council at each ordinary meeting of Council going forward.

STRATEGIC/POLICY IMPLICATIONS

Key Result Area 3 - Good Governance

- 3.3 To provide responsible and accountable governance and management of the EMRC

FINANCIAL IMPLICATIONS

As reported.

SUSTAINABILITY IMPLICATIONS

The implementation of Council's resolutions were exercised in accordance with Council's direction for the benefit and sustainability of the EMRC and Perth's Eastern Region.



Item 1.1 continued

MEMBER COUNCIL IMPLICATIONS

Member Council	Implication Details
Town of Bassendean	} As reported
City of Bayswater	
City of Belmont	
City of Kalamunda	
Shire of Mundaring	
City of Swan	

ATTACHMENT(S)

Register of Council Resolutions 2019 (Ref: D2020/01525)

COUNCIL RESOLUTIONS REGISTER 2019

DATE		RESOLUTIONS	STATUS
1.	5 DECEMBER 2019	7 APPLICATION FOR LEAVE OF ABSENCE 7.1 CRS LESLEY BOYD, MEL CONGERTON AND GIORGIA JOHNSON - LEAVE OF ABSENCE THAT COUNCIL APPROVE APPLICATIONS FOR LEAVE OF ABSENCE FOR CR BOYD FROM 25 DECEMBER 2019 TO 15 JANUARY 2020 INCLUSIVE, CR CONGERTON FROM 15 FEBRUARY 2020 TO 29 FEBRUARY 2020 INCLUSIVE, AND CR JOHNSON FROM 16 DECEMBER 2019 TO 24 DECEMBER 2019 INCLUSIVE.	NOTED
2.	5 DECEMBER 2019	9. CONFIRMATION OF MINUTES OF PREVIOUS MEETING 9.1 MINUTES OF SPECIAL MEETING OF COUNCIL HELD ON 17 OCTOBER 2019 THAT THE MINUTES OF THE SPECIAL MEETING OF COUNCIL HELD ON 17 OCTOBER 2019 WHICH HAVE BEEN DISTRIBUTED, BE CONFIRMED.	NOTED
3.	5 DECEMBER 2019	9.2 MINUTES OF SPECIAL MEETING OF COUNCIL HELD ON 4 NOVEMBER 2019 THAT THE MINUTES OF THE SPECIAL MEETING OF COUNCIL HELD ON 4 NOVEMBER 2019 WHICH HAVE BEEN DISTRIBUTED, BE CONFIRMED.	NOTED
4.	5 DECEMBER 2019	14.1 EMRC CONTINUES TO BUILD VALUE FOR THE EASTERN REGION (D2019/17837) THAT COUNCIL DEFER ITEM 14.1 TO ALLOW FOR A BRIEFING A SESSION TO MEMBERS OF THE EMRC COUNCIL AT THE EARLIEST OPPORTUNITY IN JANUARY 2020.	COMPLETED
5.	5 DECEMBER 2019	14.2 LIST OF ACCOUNTS PAID DURING THE MONTHS OF SEPTEMBER AND OCTOBER 2019 (D2019/14741) THAT COUNCIL NOTES THE CEO'S LIST OF ACCOUNTS FOR SEPTEMBER AND OCTOBER 2019 PAID UNDER DELEGATED POWER IN ACCORDANCE WITH REGULATION 13(1) OF THE <i>LOCAL GOVERNMENT (FINANCIAL MANAGEMENT) REGULATIONS 1996</i> , FORMING THE ATTACHMENT TO THIS REPORT TOTALLING \$24,472,820.32.	NOTED
6.	5 DECEMBER 2019	14.3 FINANCIAL REPORT FOR PERIOD ENDED 31 AUGUST 2019 (D2019/14740) THAT COUNCIL RECEIVES THE STATEMENT OF COMPREHENSIVE INCOME, CAPITAL EXPENDITURE STATEMENT, STATEMENT OF FINANCIAL POSITION, STATEMENT OF CASH AND INVESTMENTS AND THE INVESTMENT REPORT FOR THE PERIOD ENDED 31 AUGUST 2019.	NOTED
7.	5 DECEMBER 2019	14.4 FINANCIAL REPORT FOR PERIOD ENDED 30 SEPTEMBER 2019 (D2019/15973) THAT COUNCIL RECEIVES THE STATEMENT OF COMPREHENSIVE INCOME, CAPITAL EXPENDITURE STATEMENT, STATEMENT OF FINANCIAL POSITION, STATEMENT OF CASH AND INVESTMENTS AND THE INVESTMENT REPORT FOR THE PERIOD ENDED 30 SEPTEMBER 2019.	NOTED
8.	5 DECEMBER 2019	14.5 FINANCIAL REPORT FOR PERIOD ENDED 31 OCTOBER 2019 (D2019/17567) THAT COUNCIL RECEIVES THE STATEMENT OF COMPREHENSIVE INCOME, CAPITAL EXPENDITURE STATEMENT, STATEMENT OF FINANCIAL POSITION, STATEMENT OF CASH AND INVESTMENTS AND THE INVESTMENT REPORT FOR THE PERIOD ENDED 31 OCTOBER 2019.	NOTED

DATE		73 RESOLUTIONS	STATUS
9.	5 DECEMBER 2019	14.6 PURCHASE OF A TROMMEL FOR RED HILL WASTE MANAGEMENT FACILITY (D2019/15722) THAT COUNCIL BY ABSOLUTE MAJORITY IN ACCORDANCE WITH S.5.42 OF THE <i>LOCAL GOVERNMENT ACT 1995</i> DELEGATES TO THE CEO THE AUTHORITY AND POWER TO ENTER INTO A SALE OF GOODS AGREEMENT WITH THE CITY OF COCKBURN FOR THE PURCHASE OF A SECOND HAND EDGE TRT 622 TROMMEL AND EDGE 622 – 20 MM MESH SCREEN FOR \$290,000 EX GST FROM THE CITY OF COCKBURN.	COMPLETED
10.	5 DECEMBER 2019	14.7 EMRC ANNUAL REPORT 2018/2019 (D2019/17127) THAT: 1. COUNCIL, BY ABSOLUTE MAJORITY, IN ACCORDANCE WITH SECTION 5.54 OF THE <i>LOCAL GOVERNMENT ACT 1995</i> , ACCEPTS THE DRAFT EMRC ANNUAL REPORT 2018/2019 AND THE STATEMENTS THEREIN FORMING THE ATTACHMENT TO THIS REPORT. 2. LOCAL PUBLIC NOTICE BE GIVEN, IN ACCORDANCE WITH SECTION 5.55 OF THE <i>LOCAL GOVERNMENT ACT 1995</i> , OF THE AVAILABILITY OF EMRC'S ANNUAL REPORT 2018/2019.	COMPLETED
11.	5 DECEMBER 2019	14.8 PURCHASE OF EXCAVATORS, RED HILL WASTE MANAGEMENT FACILITY (D2019/17574) THAT COUNCIL ACCEPT: 1. THE QUOTATIONS FOR THE SUPPLY AND DELIVERY TO THE RED HILL WASTE MANAGEMENT FACILITY OF ONE (1) 14 TONNE SUMITOMO SH145X-6 EXCAVATOR INCLUDING AN EXTENDED THREE (3) YEAR/6,000 HOUR EXTENDED WARRANTY AND ONE (1) 36.6 – 37.5 TONNE SUMITOMO SH370LHD-6 EXCAVATOR INCLUDING AN EXTENDED THREE (3) YEAR/6,000 HOUR EXTENDED WARRANTY, SUBMITTED BY BT EQUIPMENT PTY LTD T/A TUTT BRYANT EQUIPMENT, FOR THE SUM OF \$227,000 (EX GST) AND \$355,500 (EX GST) RESPECTIVELY. 2. THE OFFER TO UNDERTAKE A FIXED PRICE PREVENTATIVE MAINTENANCE AGREEMENT FOR THE SUMITOMO SH145X-6 EXCAVATOR TO BE LOCATED AT THE RED HILL WASTE MANAGEMENT FACILITY FOR A THREE (3) YEAR/6,000 HOUR PERIOD SUBMITTED BY BT EQUIPMENT PTY LTD T/A TUTT BRYANT EQUIPMENT AT A COST OF \$3.55/OPERATING HOUR (EX GST) SUBJECT TO ANNUAL CPI ADJUSTMENTS. 3. THE OFFER TO UNDERTAKE A FIXED PRICE PREVENTATIVE MAINTENANCE AGREEMENT FOR THE SUMITOMO SH370LHD-6 EXCAVATOR TO BE LOCATED AT THE RED HILL WASTE MANAGEMENT FACILITY FOR A THREE (3) YEAR/6,000 HOUR PERIOD SUBMITTED BY BT EQUIPMENT PTY LTD T/A TUTT BRYANT EQUIPMENT AT A COST OF \$5.53/OPERATING HOUR (EX GST) SUBJECT TO ANNUAL CPI ADJUSTMENTS.	COMPLETED
12.	5 DECEMBER 2019	14.9 INTERIM ARRANGEMENT TO OPERATE BAYWASTE TRANSFER STATION (D2019/17750) THAT COUNCIL BY ABSOLUTE MAJORITY, IN ACCORDANCE WITH S.5.42(1) OF THE <i>LOCAL GOVERNMENT ACT 1995</i> AUTHORISE THE CEO TO ENTER INTO AN AGREEMENT WITH THE CITY OF BAYSWATER TO OPERATE THE CITY OF BAYSWATER'S BAYWASTE TRANSFER STATION AT 271 COLLIER ROAD, MORLEY WA 6062 ON A COST PLUS BASIS, FOR A PERIOD UP TO 30 JUNE 2020 OR AN EARLIER PERIOD AS DEEMED APPROPRIATE BY THE CEO.	IN PROGRESS
13.	5 DECEMBER 2019	14.10 CONTAINER DEPOSIT SCHEME (CDS) UPDATE (D2019/17833) THAT COUNCIL NOTES THE POSSIBLE REQUIREMENT FOR A SPECIAL COUNCIL MEETING IN DECEMBER 2019 TO APPROVE A BUSINESS PLAN AND CAPITAL EXPENDITURE FOR THE IMPLEMENTATION OF A PROJECT TO REPURPOSE THE HAZELMERE COMMERCIAL & INDUSTRIAL WASTE SORTING PLANT TO BE A PROCESSING PROVIDER UNDER THE CONTAINER DEPOSIT SCHEME AND ALSO A REFUND POINT/AGGREGATION POINT.	NOTED

DATE		RESOLUTIONS	STATUS
14.	5 DECEMBER 2019	<p>14.11 MAKING OF THE EASTERN METROPOLITAN REGIONAL COUNCIL WASTE LOCAL LAW 2019 (D2019/17329)</p> <p>THAT:</p> <ol style="list-style-type: none"> 1. COUNCIL, BY ABSOLUTE MAJORITY, IN ACCORDANCE WITH SECTION 3.12 OF THE <i>LOCAL GOVERNMENT ACT 1995</i> AND SECTION 61 OF THE <i>WASTE AVOIDANCE AND RESOURCE RECOVERY ACT 2007</i> MAKE THE EMRC WASTE MANAGEMENT FACILITIES LOCAL LAW 2019, FORMING THE ATTACHMENT TO THIS REPORT. 2. LOCAL PUBLIC NOTICE OF THE GAZETTED EMRC WASTE MANAGEMENT FACILITIES LOCAL LAW 2019 BE GIVEN. 3. THE EMRC WASTE MANAGEMENT FACILITIES LOCAL LAW 2019 AND SUPPORTING DOCUMENTS BE SENT TO THE JOINT STANDING COMMITTEE ON DELEGATED LEGISLATION WITHIN 10 WORKING DAYS OF THEIR GAZETTING IN THE WA GOVERNMENT GAZETTE AND A COPY OF THE WASTE LOCAL LAW BE PROVIDED TO THE MINISTER FOR LOCAL GOVERNMENT AND DWER. 	COMPLETED
15.	5 DECEMBER 2019	<p>14.12 ITEMS CONTAINED IN THE INFORMATION BULLETIN (D2019/17159)</p> <p>THAT COUNCIL NOTES THE ITEMS CONTAINED IN THE INFORMATION BULLETIN ACCOMPANYING THE 5 DECEMBER 2019 ORDINARY MEETING OF COUNCIL AGENDA.</p>	NOTED
16.	5 DECEMBER 2019	<p>15 REPORTS OF COMMITTEES</p> <p>15.3 WASTE ADVISORY COMMITTEE MEETING HELD 21 NOVEMBER 2019</p> <p>12.1 TENDER RFT2019-003 GARDEN MAINTENANCE AND ENVIRONMENTAL SERVICES (D2019/17939)</p> <p>THAT:</p> <ol style="list-style-type: none"> 1. COUNCIL AWARD TENDER RFT2019-003 FOR THE PROVISION OF GARDEN MAINTENANCE AND ENVIRONMENTAL SERVICES TO ENVIRONMENTAL INDUSTRIES PTY LTD FOR A THREE (3) YEAR PERIOD, WITH AN OPTION TO EXTEND FOR TWO (2) SINGLE YEAR EXTENSIONS SUBJECT TO SATISFACTORY PERFORMANCE, AS PER THE TENDERED SCHEDULE OF RATES. 2. THE CONTRACT RATES FOR TENDER RFT2019-003 BE ADJUSTED ANNUALLY USING THE CONSUMER PRICE INDEX FOR PERTH AT THE ANNIVERSARY OF THE CONTRACT. 3. COUNCIL AUTHORISE THE CEO TO ENTER INTO A CONTRACT, ON BEHALF OF THE EMRC, WITH ENVIRONMENTAL INDUSTRIES PTY LTD IN ACCORDANCE WITH THE TENDER SUBMITTED, AND THE TENDERED SCHEDULE OF RATES, SUBJECT TO ANY MINOR VARIATIONS THAT MAY BE AGREED BETWEEN THE CEO AND ENVIRONMENTAL INDUSTRIES PTY LTD. 4. THE IDENTITY OF THE SUCCESSFUL TENDERER BE REDACTED FOR LEGAL REASONS AND REMAIN CONFIDENTIAL UNTIL SUCH TIME THAT THE RESULTANT CONTRACT HAS BEEN FORMED. 	COMPLETED

DATE		75 RESOLUTIONS	STATUS
17.	5 DECEMBER 2019	<p>12.2 TENDER RFT2019-006 MOBILE AERATED FLOOR SYSTEM (D2019/17938)</p> <p>THAT:</p> <ol style="list-style-type: none"> 1. COUNCIL SELECTS SPARTEL PTY LTD AS THE PREFERRED TENDERER FOR TENDER RFT2019-006 – DESIGN, SUPPLY, INSTALL AND MAINTAIN A MOBILE AERATED FLOOR SYSTEM IN ACCORDANCE WITH THE PRICING SCHEDULE OUTLINED IN THE RECOMMENDATION REPORT. 2. THE CEO BE AUTHORISED ON BEHALF OF THE EMRC TO ENTER INTO NEGOTIATIONS WITH THE PREFERRED TENDERER AND TO ENTER INTO A CONTRACT WITH PREFERRED TENDERER IN ACCORDANCE WITH THEIR SUBMITTED TENDER, SUBJECT TO ANY MINOR VARIATIONS THAT MAY BE AGREED ON BETWEEN THE CEO AND THE PREFERRED TENDERER. 3. COUNCIL AUTHORISE A 10% CONTINGENCY BASED ON THE TENDERED PRICE FOR ANY CONTRACT VARIATIONS THAT MAY ARISE FOR TENDER RFT2019-006. 4. THE IDENTITY OF THE SUCCESSFUL TENDERER BE REDACTED FOR LEGAL REASONS AND REMAIN CONFIDENTIAL UNTIL SUCH TIME THAT THE RESULTANT CONTRACT HAS BEEN FORMED. 5. THE EMRC OBTAIN SECURITY TO COVER ANY UPFRONT PAYMENT REQUIRED. 	AWARDED
18.	5 DECEMBER 2019	<p>12.3 EXEMPTION FROM TENDER REGULATIONS FOR A SUPPLIER (D2019/17941)</p> <p>THAT:</p> <ol style="list-style-type: none"> 1. COUNCIL ACKNOWLEDGES THAT BECAUSE OF THE UNIQUE NATURE OF THE PRODUCT SUPPLIED BY REMBIND PTY LTD, IT HAS GOOD REASON TO BELIEVE THERE IS UNLIKELY TO BE ANY OTHER SUPPLIER WHO CAN PROVIDE A SIMILAR PRODUCT TO COMPLETE REMEDIATION WORKS REQUIRED. 2. IN ACCORDANCE WITH R.11(2)(F) OF THE <i>LOCAL GOVERNMENT (FUNCTIONS AND GENERAL) REGULATIONS 1996</i> THAT TENDERS NOT BE INVITED ON THIS OCCASION. 	NOTED
19.	5 DECEMBER 2019	<p>15.4 AUDIT COMMITTEE MEETING HELD 21 NOVEMBER 2019</p> <p>12.1 ANNUAL FINANCIAL REPORT AND AUDIT REPORT FOR YEAR ENDED 30 JUNE 2019 (D2019/17903)</p> <p>THAT:</p> <ol style="list-style-type: none"> 1. COUNCIL ADOPTS THE AUDITED ANNUAL FINANCIAL REPORT FOR THE YEAR ENDED 30 JUNE 2019 AND THE INDEPENDENT AUDITOR'S REPORT ON THAT ANNUAL FINANCIAL REPORT FORMING ATTACHMENT 1 OF THIS REPORT. 2. COUNCIL NOTES THE CONTENTS OF THE AUDIT COMPLETION REPORT TO THE AUDIT COMMITTEE FOR THE YEAR ENDED 30 JUNE 2019 FORMING ATTACHMENT 2 OF THIS REPORT INCLUDING MINOR CHANGES TO PAGES 13, 20 AND 36. 3. IN ACCORDANCE WITH REGULATION 51(2) OF THE <i>LOCAL GOVERNMENT (FINANCIAL MANAGEMENT) REGULATIONS 1996</i>, A COPY OF THE 2018/2019 ANNUAL FINANCIAL REPORT BE SUBMITTED TO THE DEPARTMENTAL CEO, DEPARTMENT OF LOCAL GOVERNMENT, SPORT AND CULTURAL INDUSTRIES, WITHIN 30 DAYS OF THE RECEIPT BY THE EMRC'S CEO OF THE AUDITOR'S REPORT ON THAT FINANCIAL REPORT. 	COMPLETED
20.	5 DECEMBER 2019	<p>15.5 CHIEF EXECUTIVE OFFICER ADVISORY COMMITTEE MEETING HELD 26 NOVEMBER 2019</p> <p>12.1 REGIONAL SERVICES PROJECT FUNDING SUMMARY 2020/2021 (D2019/17869)</p> <p>THAT COUNCIL NOTES THE PROGRAMS/PROJECTS AND FUNDING COMMITMENTS OUTLINED IN THE REGIONAL SERVICES PROJECT FUNDING SUMMARY FOR 2020/2021, FORMING THE ATTACHMENT TO THIS REPORT, WHICH WILL FORM THE BASIS OF DISCUSSION WITH MEMBER COUNCIL CEOS.</p>	NOTED
21.	5 DECEMBER 2019	<p>12.2 REGIONAL ROAD SAFETY PLAN (D2019/17871)</p> <p>THAT COUNCIL ENDORSES THE RECOMMENDATION SUBJECT TO THE CHANGES IDENTIFIED IN THE DRAFT EMRC REGIONAL ROAD SAFETY PLAN.</p>	COMPLETED

DATE		76 RESOLUTIONS	STATUS
22.	5 DECEMBER 2019	12.3 STRATEGIC REVIEW REQUEST FOR TENDER ENDORSEMENT (D2019/17873) THAT COUNCIL: <ol style="list-style-type: none"> 1. ENDORSES THE RFT2019-005 – EMRC STRATEGIC REVIEW AS AMENDED. 2. AUTHORISES THE CEO TO PROGRESS THE RFT2019-005 – EMRC STRATEGIC REVIEW AND INVITE TENDERS ON ITS BEHALF. 3. INSTRUCTS THE CEO TO MANAGE THE STRATEGIC REVIEW AND PROVIDE AN UPDATE BIMONTHLY TO COUNCIL DURING THIS PROCESS. 	IN PROGRESS
23.	5 DECEMBER 2019	19 CONFIDENTIAL MATTERS WHICH THE MEETING MAY BE CLOSED TO THE PUBLIC 19.1 ITEM 15.2 OF THE WASTE ADVISORY COMMITTEE MINUTES - 21 NOVEMBER 2019 - LEASE OF THE BAYWASTE SITE (D2019/17636) THAT: <ol style="list-style-type: none"> 1. COUNCIL AUTHORISE THE CEO TO ENTER INTO NEGOTIATIONS WITH THE CITY OF BAYSWATER REGARDING THE LEASE OF THE BAYWASTE TRANSFER STATION LOCATED AT 271 COLLIER ROAD, MORLEY AND REPORT BACK TO COUNCIL. 2. THE REPORT REMAINS CONFIDENTIAL AND BE CERTIFIED BY THE CHAIRMAN AND CEO. 	IN PROGRESS
24.	5 DECEMBER 2019	19.2 ITEM 14.1 OF THE CHIEF EXECUTIVE OFFICER PERFORMANCE REVIEW COMMITTEE MINUTES - 1 OCTOBER 2019 - CHIEF EXECUTIVE OFFICER PROBATIONARY REVIEW (D2019/17636) THAT: <ol style="list-style-type: none"> 1. CONFIRMS THE APPOINTMENT OF PRAPTI MEHTA AS THE CONSULTANT TO ASSIST THE COMMITTEE IN REVIEWING THE PERFORMANCE OF THE CHIEF EXECUTIVE OFFICER DURING HIS PROBATIONARY PERIOD. 2. THE COMMITTEE APPROVES THE CEO PROBATIONARY REVIEW FORM PROVIDED BY THE CONSULTANT. 3. APPROVES THE PROCESS TO BE UNDERTAKEN IN RELATION TO THE CEO PROBATIONARY REVIEW. 4. THAT THE COMMITTEE RECEIVES THE KEY PERFORMANCE INDICATOR TIMEFRAMES AS OUTLINED IN SCHEDULE 3 OF THE CHIEF EXECUTIVE OFFICER'S EMPLOYMENT CONTRACT AS AMENDED IN CONJUNCTION WITH THE CHIEF EXECUTIVE OFFICER. 5. THE REPORT AND ATTACHMENTS REMAIN CONFIDENTIAL AND BE CERTIFIED BY THE CHAIRMAN AND CEO. 	COMPLETED
25.	5 DECEMBER 2019	19.3 ITEM 14.1 OF THE CHIEF EXECUTIVE OFFICER PERFORMANCE REVIEW COMMITTEE MINUTES - 17 OCTOBER 2019 - CHIEF EXECUTIVE OFFICER PROBATIONARY REVIEW (D2019/17366) THAT: <ol style="list-style-type: none"> 1. THE COMMITTEE RECEIVES THE REPORT OF THE CONSULTANT, PRAPTI MEHTA AND ADOPTS THE FINDINGS OF THE CHIEF EXECUTIVE OFFICER PROBATIONARY PERIOD ASSESSMENT. 2. THE COMMITTEE AUTHORISES THE CHAIRMAN OF THE CHIEF EXECUTIVE OFFICERS PERFORMANCE REVIEW COMMITTEE TO ADVISE THE CHIEF EXECUTIVE OFFICER OF THE OUTCOME OF THE PROBATIONARY PERIOD ASSESSMENT. 3. THE COMMITTEE RECOMMENDS THAT THE COUNCIL AMENDS THE CEO'S KEY PERFORMANCE INDICATORS AND THEIR ASSOCIATED TIMEFRAMES IN THE TERMS SET OUT IN THE ATTACHMENT. 4. THE COMMITTEE NOTES AND REFERS TO THE COUNCIL THE REQUESTS MADE BY THE CHIEF EXECUTIVE OFFICER IN RELATION TO: <ol style="list-style-type: none"> A) INCREASING THE TOTAL REMUNERATION VALUE TO THE MAXIMUM OF THE SALARIES AND ALLOWANCES TRIBUNAL BAND 2 CLASSIFICATION LEVEL. B) THE REQUEST FOR A FLEXIBLE WORKING ARRANGEMENT TO BE AGREED AND INCORPORATED INTO THE CHIEF EXECUTIVE OFFICER'S EMPLOYMENT AGREEMENT. 5. THE REPORT REMAINS CONFIDENTIAL AND BE CERTIFIED BY THE CHAIRMAN AND CHIEF EXECUTIVE OFFICER. 	COMPLETED

DATE		RESOLUTIONS	STATUS																
26.	5 DECEMBER 2019	<p>19.4 CHIEF EXECUTIVE OFFICER PROBATIONARY REVIEW (D2019/13846)</p> <p>THAT:</p> <ol style="list-style-type: none"> 1. THE COUNCIL ENDORSES THE PERMANENT APPOINTMENT AS PER THE TERMS OF THE EMPLOYMENT CONTRACT OF MARCUS GEISLER AS THE CHIEF EXECUTIVE OFFICER OF THE EMRC. 2. THE COUNCIL AUTHORISES THE CHAIRMAN OF THE EMRC TO ADVISE THE CHIEF EXECUTIVE OFFICER IN WRITING OF HIS PERMANENT APPOINTMENT TO THE ROLE. 3. THE COUNCIL ENDORSES THE AMENDMENTS TO THE CEO'S KEY PERFORMANCE INDICATORS AND THEIR ASSOCIATED TIMEFRAMES IN THE TERMS SET OUT IN THE ATTACHMENT AS AGREED WITH THE CEO. 4. THE COUNCIL CONSIDERS THE REQUESTS MADE BY THE CHIEF EXECUTIVE OFFICER IN RELATION TO: <ol style="list-style-type: none"> A) INCREASING THE TOTAL REMUNERATION VALUE TO THE MAXIMUM OF THE SALARIES AND ALLOWANCES TRIBUNAL BAND 2 CLASSIFICATION LEVEL. B) THE REQUEST FOR A FLEXIBLE WORKING ARRANGEMENT TO BE AGREED AND INCORPORATED INTO THE CHIEF EXECUTIVE OFFICER'S EMPLOYMENT AGREEMENT. 5. AUTHORISES THE CHAIR OF THE EMRC TO VARY AND EXECUTE AMENDMENTS TO THE EMPLOYMENT CONTRACT TO FACILITATE AMENDMENTS TO THE SCHEDULE 3 OF THE EMPLOYMENT AGREEMENT – KEY PERFORMANCE INDICATORS. 	COMPLETED																
27.	4 NOVEMBER 2019	<p>5.1 APPOINTMENT OF MEMBERS TO THE CHIEF EXECUTIVE OFFICERS ADVISORY COMMITTEE (D2019/14638)</p> <p>THAT BY ABSOLUTE MAJORITY, IN ACCORDANCE WITH SECTION 5.10 OF THE <i>LOCAL GOVERNMENT ACT 1995</i>:</p> <ol style="list-style-type: none"> 1. THE CHIEF EXECUTIVE OFFICER OF EACH PARTICIPANT COUNCIL AND THE EMRC BE RE-APPOINTED TO THE CHIEF EXECUTIVE OFFICERS ADVISORY COMMITTEE. 2. THE FOLLOWING OFFICERS BE APPOINTED AS DEPUTY MEMBERS ON THE CHIEF EXECUTIVE OFFICERS ADVISORY COMMITTEE: <table> <tr> <th><u>PARTICIPANT LOCAL GOVERNMENT</u></th> <th><u>DEPUTY CEOAC MEMBER (OCCUPANT)</u></th> </tr> <tr> <td>TOWN OF BASSENDEAN</td> <td>ACTING CEO</td> </tr> <tr> <td>CITY OF BAYSWATER</td> <td>DIRECTOR WORKS AND INFRASTRUCTURE</td> </tr> <tr> <td>CITY OF BELMONT</td> <td>ACTING CEO</td> </tr> <tr> <td>CITY OF KALAMUNDA</td> <td>ACTING CEO</td> </tr> <tr> <td>SHIRE OF MUNDARING</td> <td>ACTING CEO</td> </tr> <tr> <td>CITY OF SWAN</td> <td>ACTING CEO</td> </tr> <tr> <td>EMRC</td> <td>ACTING CEO</td> </tr> </table> 	<u>PARTICIPANT LOCAL GOVERNMENT</u>	<u>DEPUTY CEOAC MEMBER (OCCUPANT)</u>	TOWN OF BASSENDEAN	ACTING CEO	CITY OF BAYSWATER	DIRECTOR WORKS AND INFRASTRUCTURE	CITY OF BELMONT	ACTING CEO	CITY OF KALAMUNDA	ACTING CEO	SHIRE OF MUNDARING	ACTING CEO	CITY OF SWAN	ACTING CEO	EMRC	ACTING CEO	ACTIONED
<u>PARTICIPANT LOCAL GOVERNMENT</u>	<u>DEPUTY CEOAC MEMBER (OCCUPANT)</u>																		
TOWN OF BASSENDEAN	ACTING CEO																		
CITY OF BAYSWATER	DIRECTOR WORKS AND INFRASTRUCTURE																		
CITY OF BELMONT	ACTING CEO																		
CITY OF KALAMUNDA	ACTING CEO																		
SHIRE OF MUNDARING	ACTING CEO																		
CITY OF SWAN	ACTING CEO																		
EMRC	ACTING CEO																		

78

DATE		RESOLUTIONS	STATUS																												
28.	4 NOVEMBER 2019	<p>5.2 APPOINTMENT OF MEMBERS TO THE CHIEF EXECUTIVE OFFICER PERFORMANCE REVIEW COMMITTEE (CEOPRC) REFERENCE: D2019/14639 THAT BY ABSOLUTE MAJORITY, IN ACCORDANCE WITH SECTION 5.10 OF THE <i>LOCAL GOVERNMENT ACT 1995</i> THE FOLLOWING COUNCILLORS BE APPOINTED TO THE CHIEF EXECUTIVE OFFICER PERFORMANCE COMMITTEE:</p> <table><tr><td><u>PARTICIPANT LOCAL GOVERNMENT</u></td><td><u>COUNCIL MEMBER</u></td></tr><tr><td>TOWN OF BASSENDEAN</td><td>CR WILSON</td></tr><tr><td>CITY OF BAYSWATER</td><td>CR CLARKE</td></tr><tr><td>CITY OF BELMONT</td><td>CR POWELL</td></tr><tr><td>CITY OF KALAMUNDA</td><td>CR O'CONNOR</td></tr><tr><td>SHIRE OF MUNDARING</td><td>CR DAW</td></tr><tr><td>CITY OF SWAN</td><td>CR CONGERTON</td></tr></table>	<u>PARTICIPANT LOCAL GOVERNMENT</u>	<u>COUNCIL MEMBER</u>	TOWN OF BASSENDEAN	CR WILSON	CITY OF BAYSWATER	CR CLARKE	CITY OF BELMONT	CR POWELL	CITY OF KALAMUNDA	CR O'CONNOR	SHIRE OF MUNDARING	CR DAW	CITY OF SWAN	CR CONGERTON	ACTIONED														
<u>PARTICIPANT LOCAL GOVERNMENT</u>	<u>COUNCIL MEMBER</u>																														
TOWN OF BASSENDEAN	CR WILSON																														
CITY OF BAYSWATER	CR CLARKE																														
CITY OF BELMONT	CR POWELL																														
CITY OF KALAMUNDA	CR O'CONNOR																														
SHIRE OF MUNDARING	CR DAW																														
CITY OF SWAN	CR CONGERTON																														
29.	4 NOVEMBER 2019	<p>5.3 APPOINTMENT OF MEMBERS TO THE AUDIT COMMITTEE (AC) (D2019/14640) THAT BY ABSOLUTE MAJORITY, IN ACCORDANCE WITH SECTION 5.10 OF THE <i>LOCAL GOVERNMENT ACT 1995</i>:</p> <p>1. THE FOLLOWING COUNCILLORS BE APPOINTED AS MEMBERS TO THE AUDIT COMMITTEE:</p> <table><tr><td><u>PARTICIPANT LOCAL GOVERNMENT</u></td><td><u>COUNCIL MEMBER</u></td></tr><tr><td>TOWN OF BASSENDEAN</td><td>CR HAMILTON</td></tr><tr><td>CITY OF BAYSWATER</td><td>CR CLARKE</td></tr><tr><td>CITY OF BELMONT</td><td>CR POWELL</td></tr><tr><td>CITY OF KALAMUNDA</td><td>CR BOYD</td></tr><tr><td>SHIRE OF MUNDARING</td><td>CR JEANS</td></tr><tr><td>CITY OF SWAN</td><td>CR CONGERTON</td></tr></table> <p>2. THE FOLLOWING COUNCILLORS BE APPOINTED AS DEPUTY MEMBERS TO THE AUDIT COMMITTEE:</p> <table><tr><td><u>PARTICIPANT LOCAL GOVERNMENT</u></td><td><u>DEPUTY COUNCIL MEMBER</u></td></tr><tr><td>TOWN OF BASSENDEAN</td><td>CR WILSON</td></tr><tr><td>CITY OF BAYSWATER</td><td>CR JOHNSON</td></tr><tr><td>CITY OF BELMONT</td><td>CR WOLFF</td></tr><tr><td>CITY OF KALAMUNDA</td><td>CR O'CONNOR</td></tr><tr><td>SHIRE OF MUNDARING</td><td>CR DAW</td></tr><tr><td>CITY OF SWAN</td><td>CR ZANNINO</td></tr></table>	<u>PARTICIPANT LOCAL GOVERNMENT</u>	<u>COUNCIL MEMBER</u>	TOWN OF BASSENDEAN	CR HAMILTON	CITY OF BAYSWATER	CR CLARKE	CITY OF BELMONT	CR POWELL	CITY OF KALAMUNDA	CR BOYD	SHIRE OF MUNDARING	CR JEANS	CITY OF SWAN	CR CONGERTON	<u>PARTICIPANT LOCAL GOVERNMENT</u>	<u>DEPUTY COUNCIL MEMBER</u>	TOWN OF BASSENDEAN	CR WILSON	CITY OF BAYSWATER	CR JOHNSON	CITY OF BELMONT	CR WOLFF	CITY OF KALAMUNDA	CR O'CONNOR	SHIRE OF MUNDARING	CR DAW	CITY OF SWAN	CR ZANNINO	ACTIONED
<u>PARTICIPANT LOCAL GOVERNMENT</u>	<u>COUNCIL MEMBER</u>																														
TOWN OF BASSENDEAN	CR HAMILTON																														
CITY OF BAYSWATER	CR CLARKE																														
CITY OF BELMONT	CR POWELL																														
CITY OF KALAMUNDA	CR BOYD																														
SHIRE OF MUNDARING	CR JEANS																														
CITY OF SWAN	CR CONGERTON																														
<u>PARTICIPANT LOCAL GOVERNMENT</u>	<u>DEPUTY COUNCIL MEMBER</u>																														
TOWN OF BASSENDEAN	CR WILSON																														
CITY OF BAYSWATER	CR JOHNSON																														
CITY OF BELMONT	CR WOLFF																														
CITY OF KALAMUNDA	CR O'CONNOR																														
SHIRE OF MUNDARING	CR DAW																														
CITY OF SWAN	CR ZANNINO																														

79

DATE		RESOLUTIONS			STATUS																																													
30.	4 NOVEMBER 2019	<p>5.4 APPOINTMENT OF MEMBERS TO THE WASTE ADVISORY COMMITTEE (WAC) (D2019/14643)</p> <p>THAT BY ABSOLUTE MAJORITY, IN ACCORDANCE WITH SECTION 5.10 OF THE <i>LOCAL GOVERNMENT ACT 1995</i>:</p> <p>1. THE FOLLOWING COUNCILLORS AND OFFICERS BE APPOINTED TO THE WASTE ADVISORY COMMITTEE:</p> <table><tr><th><u>PARTICIPANT LOCAL GOVERNMENT/EMRC</u></th><th><u>COUNCILLOR MEMBER</u></th><th><u>OFFICER MEMBER</u></th></tr><tr><td>TOWN OF BASSENDEAN</td><td>CR HAMILTON</td><td>EXECUTIVE MANAGER INFRASTRUCTURE</td></tr><tr><td>CITY OF BAYSWATER</td><td>CR JOHNSON</td><td>DIRECTOR WORKS & INFRASTRUCTURE</td></tr><tr><td>CITY OF BELMONT</td><td>CR WOLFF</td><td>DIRECTOR INFRASTRUCTURE SERVICES</td></tr><tr><td>CITY OF KALAMUNDA</td><td>CR O'CONNOR</td><td>DIRECTOR ASSET SERVICES</td></tr><tr><td>SHIRE OF MUNDARING</td><td>CR JEANS</td><td>DIRECTOR INFRASTRUCTURE SERVICES</td></tr><tr><td>CITY OF SWAN</td><td>CR CONGERTON</td><td>EXECUTIVE MANAGER OPERATIONS</td></tr><tr><td>EMRC</td><td></td><td>CHIEF EXECUTIVE OFFICER</td></tr></table> <p>2. THE FOLLOWING COUNCILLORS AND OFFICERS BE APPOINTED AS DEPUTY MEMBERS TO THE WASTE ADVISORY COMMITTEE:</p> <table><tr><th><u>PARTICIPANT LOCAL GOVERNMENT</u></th><th><u>DEPUTY COUNCILLOR MEMBER</u></th><th><u>DEPUTY OFFICER MEMBER</u></th></tr><tr><td>TOWN OF BASSENDEAN</td><td>CR WILSON</td><td>RECYCLING & WASTE COORDINATOR</td></tr><tr><td>CITY OF BAYSWATER</td><td>CR CLARKE</td><td>MANAGER ENVIRONMENTAL HEALTH</td></tr><tr><td>CITY OF BELMONT</td><td>CR POWELL</td><td>MANAGER WORKS</td></tr><tr><td>CITY OF KALAMUNDA</td><td>CR BOYD</td><td>MANAGER ASSET & WASTE OPERATIONS</td></tr><tr><td>SHIRE OF MUNDARING</td><td>CR DAW</td><td>CO-ORDINATOR WASTE & FLEET</td></tr><tr><td>CITY OF SWAN</td><td>CR ZANNINO</td><td>MANAGER FLEET & WASTE SERVICES</td></tr></table>			<u>PARTICIPANT LOCAL GOVERNMENT/EMRC</u>	<u>COUNCILLOR MEMBER</u>	<u>OFFICER MEMBER</u>	TOWN OF BASSENDEAN	CR HAMILTON	EXECUTIVE MANAGER INFRASTRUCTURE	CITY OF BAYSWATER	CR JOHNSON	DIRECTOR WORKS & INFRASTRUCTURE	CITY OF BELMONT	CR WOLFF	DIRECTOR INFRASTRUCTURE SERVICES	CITY OF KALAMUNDA	CR O'CONNOR	DIRECTOR ASSET SERVICES	SHIRE OF MUNDARING	CR JEANS	DIRECTOR INFRASTRUCTURE SERVICES	CITY OF SWAN	CR CONGERTON	EXECUTIVE MANAGER OPERATIONS	EMRC		CHIEF EXECUTIVE OFFICER	<u>PARTICIPANT LOCAL GOVERNMENT</u>	<u>DEPUTY COUNCILLOR MEMBER</u>	<u>DEPUTY OFFICER MEMBER</u>	TOWN OF BASSENDEAN	CR WILSON	RECYCLING & WASTE COORDINATOR	CITY OF BAYSWATER	CR CLARKE	MANAGER ENVIRONMENTAL HEALTH	CITY OF BELMONT	CR POWELL	MANAGER WORKS	CITY OF KALAMUNDA	CR BOYD	MANAGER ASSET & WASTE OPERATIONS	SHIRE OF MUNDARING	CR DAW	CO-ORDINATOR WASTE & FLEET	CITY OF SWAN	CR ZANNINO	MANAGER FLEET & WASTE SERVICES	ACTIONED
<u>PARTICIPANT LOCAL GOVERNMENT/EMRC</u>	<u>COUNCILLOR MEMBER</u>	<u>OFFICER MEMBER</u>																																																
TOWN OF BASSENDEAN	CR HAMILTON	EXECUTIVE MANAGER INFRASTRUCTURE																																																
CITY OF BAYSWATER	CR JOHNSON	DIRECTOR WORKS & INFRASTRUCTURE																																																
CITY OF BELMONT	CR WOLFF	DIRECTOR INFRASTRUCTURE SERVICES																																																
CITY OF KALAMUNDA	CR O'CONNOR	DIRECTOR ASSET SERVICES																																																
SHIRE OF MUNDARING	CR JEANS	DIRECTOR INFRASTRUCTURE SERVICES																																																
CITY OF SWAN	CR CONGERTON	EXECUTIVE MANAGER OPERATIONS																																																
EMRC		CHIEF EXECUTIVE OFFICER																																																
<u>PARTICIPANT LOCAL GOVERNMENT</u>	<u>DEPUTY COUNCILLOR MEMBER</u>	<u>DEPUTY OFFICER MEMBER</u>																																																
TOWN OF BASSENDEAN	CR WILSON	RECYCLING & WASTE COORDINATOR																																																
CITY OF BAYSWATER	CR CLARKE	MANAGER ENVIRONMENTAL HEALTH																																																
CITY OF BELMONT	CR POWELL	MANAGER WORKS																																																
CITY OF KALAMUNDA	CR BOYD	MANAGER ASSET & WASTE OPERATIONS																																																
SHIRE OF MUNDARING	CR DAW	CO-ORDINATOR WASTE & FLEET																																																
CITY OF SWAN	CR ZANNINO	MANAGER FLEET & WASTE SERVICES																																																

DATE		RESOLUTIONS	STATUS
31.	4 NOVEMBER 2019	5.5 APPOINTMENT OF MEMBERS TO THE INVESTMENT COMMITTEE (IC) (D2019/14641) THAT BY ABSOLUTE MAJORITY, IN ACCORDANCE WITH SECTION 5.10 OF THE <i>LOCAL GOVERNMENT ACT 1995</i> , CRS POWELL, JOHNSON, BOYD, ZANNINO AND WILSON, BE APPOINTED AS MEMBERS TO THE INVESTMENT COMMITTEE.	ACTIONED
32.	4 NOVEMBER 2019	5.6 APPOINTMENT OF MEMBER DELEGATE AND MEMBER DEPUTY DELEGATE TO THE MUNICIPAL WASTE ADVISORY COUNCIL (MWAC) (D2019/14644) THAT: 1. CR JOHNSON BE THE MEMBER DELEGATE TO THE MUNICIPAL WASTE ADVISORY COUNCIL AND CR HAMILTON BE THE DEPUTY MEMBER DELEGATE TO THE MUNICIPAL WASTE ADVISORY COUNCIL. 2. THE CHIEF EXECUTIVE OFFICER (CEO) BE THE OFFICER DELEGATE TO THE MUNICIPAL WASTE ADVISORY COUNCIL AND THAT THE DIRECTOR WASTE SERVICES BE THE DEPUTY OFFICER DELEGATE TO THE MUNICIPAL WASTE ADVISORY COUNCIL.	ACTIONED
33.	17 OCTOBER 2019	10.1 TENDER RFT2019-002 MOBILE AERATED FLOOR SYSTEM (D2019/15333) THAT: 1. COUNCIL BY ABSOLUTE MAJORITY IN ACCORDANCE WITH R.10 OF THE <i>LOCAL GOVERNMENT (ADMINISTRATION) REGULATIONS 1996</i> , REVOKE THE PREVIOUS COUNCIL RESOLUTION TO AWARD TENDER RFT2019-002 – DESIGN, SUPPLY, INSTALL AND MAINTAIN A MOBILE AERATED FLOOR SYSTEM TO SPARTEL PTY LTD. 2. COUNCIL IN ACCORDANCE WITH R. 18(5) OF THE <i>LOCAL GOVERNMENT (FUNCTIONS AND GENERAL) REGULATIONS 1996</i> , DECLINE TO ACCEPT ANY TENDER UNDER RFT 2019-002. 3. COUNCIL REAFFIRMS ITS COMMITMENT TO THE DELIVERY OF AN INTERIM FOGO PROCESSING FACILITY AT THE RED HILL WASTE MANAGEMENT FACILITY AND NOTES THAT THE CEO, ACTING UNDER DELEGATED AUTHORITY AND IN ACCORDANCE WITH THE PREVIOUS RESOLUTIONS AND THE EMRC FOGO STRATEGY, WILL RECOMMENCE A TENDER PROCESS. 4. THE REPORT REMAINS CONFIDENTIAL AND BE CERTIFIED BY THE CHAIRMAN AND CEO.	ACTIONED
34.	19 SEPTEMBER 2019	14.1 LIST OF ACCOUNTS PAID DURING THE MONTH OF AUGUST 2019 (D2019/13601) THAT COUNCIL NOTES THE CEO'S LIST OF ACCOUNTS FOR AUGUST 2019 PAID UNDER DELEGATED POWER IN ACCORDANCE WITH REGULATION 13(1) OF THE <i>LOCAL GOVERNMENT (FINANCIAL MANAGEMENT) REGULATIONS 1996</i> , FORMING THE ATTACHMENT TO THIS REPORT TOTALLING \$10,855,894.53.	NOTED
35.	19 SEPTEMBER 2019	14.2 FINANCIAL REPORT FOR PERIOD ENDED 31 JULY 2019 (D2019/12666) THAT COUNCIL RECEIVES THE STATEMENT OF COMPREHENSIVE INCOME, CAPITAL EXPENDITURE STATEMENT, STATEMENT OF FINANCIAL POSITION, STATEMENT OF CASH AND INVESTMENTS AND THE INVESTMENT REPORT FOR THE PERIOD ENDED 31 JULY 2019.	NOTED
36.	19 SEPTEMBER 2019	14.3 SPECIAL MEETING OF COUNCIL 4 NOVEMBER 2019 (D2019/11194) THAT: 1. COUNCIL, IN ACCORDANCE WITH SECTION 5.4 OF THE <i>LOCAL GOVERNMENT ACT 1995</i> , APPROVES A SPECIAL MEETING OF COUNCIL TO BE HELD ON MONDAY 4 NOVEMBER 2019 FOR THE PURPOSE OF ELECTING A CHAIRMAN AND DEPUTY CHAIRMAN, AND TO APPOINT MEMBERS AND DEPUTY MEMBERS TO COMMITTEES. 2. NOTICE OF THE MEETING BE GIVEN IN ACCORDANCE WITH R.12 OF THE <i>LOCAL GOVERNMENT (ADMINISTRATION) REGULATIONS 1996</i> .	ACTIONED

DATE		81 RESOLUTIONS	STATUS
37.	19 SEPTEMBER 2019	14.4 DRAFT FOOD ORGANICS AND GARDEN ORGANICS (FOGO) RECOVERY STRATEGY (D2019/13754) THAT COUNCIL ENDORSES THE DRAFT FOOD ORGANICS AND GARDEN ORGANICS (FOGO) RECOVERY STRATEGY SUBJECT TO THE LAST DOT POINT UNDER 'PRINCIPLES' ON PAGE 9 BEING AMENDED TO STATE "THE FUNDING OF BINS, CADDIES AND INITIAL EDUCATION/PRODUCT MARKETING FOR MEMBER COUNCILS WILL BE FUNDED THROUGH THE SECONDARY WASTE RESERVE."	ACTIONED
38.	19 SEPTEMBER 2019	11.1 TENDER RFT2019-002 MOBILE AERATED FLOOR SYSTEM (D2019/12658 (WAC) – D2019/14019) THAT: 1. COUNCIL AWARD TENDER RFT2019-002 – DESIGN, SUPPLY, INSTALL AND MAINTAIN A MOBILE AERATED FLOOR SYSTEM TO SPARTEL PTY LTD FOR \$534,400.00 (EX GST) BASED ON THEIR TENDER FOR THE MAFS AS PER THE ATTACHED SCHEDULE INCLUDING RATES FOR THE MAINTENANCE AND ESTIMATED SPARE PARTS COSTS OVER A FIVE (5) YEAR PERIOD. 2. THE CEO BE AUTHORISED ON BEHALF OF THE EMRC TO ENTER INTO A CONTRACT WITH SPARTEL PTY LTD IN ACCORDANCE WITH THEIR SUBMITTED TENDER, SUBJECT TO ANY MINOR VARIATIONS THAT MAY BE AGREED ON BETWEEN THE CEO AND SPARTEL PTY LTD. 3. COUNCIL AUTHORISE A 10% CONTINGENCY BASED ON THE TENDERED PRICE FOR ANY CONTRACT VARIATIONS THAT MAY ARISE FOR TENDER RFT2019-002.	REVOKED PER 17/10/2019 RESOLUTION
39.	19 SEPTEMBER 2019	11.2 WASTE MANAGEMENT COMMUNITY REFERENCE GROUP MEMBERSHIP RECRUITMENT (D2019/12670 (WAC) – D2019/14020) THAT COUNCIL ENDORSE THE NOMINATIONS OF THE FOLLOWING COMMUNITY MEMBERS FOR A TWO (2) YEAR TERM EXPIRING ON 31 AUGUST 2021: <ul style="list-style-type: none"> • MS GINA OGILVIE; • MR NICK SIBBEL; • MS KRISTY WALDEN; • MS ROBYN WALSH; • MS JODI GARDENER; • MS BELINDA HENDERSON; AND • MR ALAN WICKS. 	ACTIONED
40.	19 SEPTEMBER 2019	11.3 FOGO STUDY TOUR – AUGUST 2019 (D2019/12674 (WAC) – D2019/14021) THAT: 1. THE REPORT BE RECEIVED. 2. THE FINDINGS OF THE FOGO STUDY TOUR BE USED TO INFORM THE FUTURE DEVELOPMENT OF A LONG TERM FOGO STRATEGY AT THE RED HILL WASTE MANAGEMENT FACILITY.	NOTED

DATE		RESOLUTIONS	STATUS
41.	19 SEPTEMBER 2019	<p>11.4 DRAFT FOOD ORGANICS AND GARDEN ORGANICS (FOGO) WASTE STRATEGY (D2019/12734 (WAC) – D2019/14022)</p> <p>THAT COUNCIL:</p> <ol style="list-style-type: none"> 1. NOTES THE DRAFT FOOD ORGANICS AND GARDEN ORGANICS (FOGO) WASTE STRATEGY. 2. ENDORSES THE PROPOSED OUTCOME OF HAVING A LONG TERM OR PERMANENT FOGO TREATMENT FACILITY FOR THE REGION OPERATING BY JULY 2022. 3. REQUESTS THAT THE DRAFT FOGO WASTE STRATEGY BE FURTHER DEVELOPED IN CONSULTATION WITH MEMBER COUNCIL STAFF AND BE PRESENTED TO COUNCIL FOR ENDORSEMENT. 4. BY ABSOLUTE MAJORITY IN ACCORDANCE WITH SECTION 6.8(1)(B) OF THE LOCAL GOVERNMENT ACT 1995, AUTHORISES AN ALLOCATED BUDGET OF \$500,000 TO BE UTILISED FROM THE SECONDARY WASTE RESERVE TO IMPLEMENT ELEMENTS OF THE FOGO STRATEGY, INCLUDING BUT NOT NECESSARILY LIMITED, TO PRELIMINARY WORK SUCH AS VARIOUS MODELLING AND TENDER PREPARATIONS. 	IN PROGRESS
42.	19 SEPTEMBER 2019	<p>11.5 PURCHASE OF A TRACK LOADER (D2019/13308 (WAC) – D2019/14023)</p> <p>THAT COUNCIL ACCEPT:</p> <ol style="list-style-type: none"> 1. THE QUOTATION FOR THE SUPPLY AND DELIVERY TO THE RED HILL WASTE MANAGEMENT FACILITY OF ONE (1) CATERPILLAR 973K TRACK LOADER INCLUDING AN EXTENDED FIVE (5) YEAR/8,000 HOUR EXTENDED WARRANTY, SUBMITTED BY WESTRAC PTY LTD, FOR THE SUM OF \$763,000 (EX GST). 2. THE OFFER TO UNDERTAKE A FIXED PRICE PREVENTATIVE MAINTENANCE AGREEMENT FOR THE CATERPILLAR 973K TRACK LOADER TO BE LOCATED AT THE RED HILL WASTE MANAGEMENT FACILITY FOR A FIVE (5) YEAR/8,000 HOUR PERIOD SUBMITTED BY WESTRAC PTY LTD AT A COST OF \$8.83/OPERATING HOUR (EX GST) SUBJECT TO BI-ANNUAL ADJUSTMENTS IN JANUARY AND JULY OF EACH YEAR BASED ON CATERPILLAR'S BI-ANNUAL PRICE REVIEW FOR PARTS AND WESTRAC'S ANNUAL LABOUR RATE REVIEW. 	COMPLETED
43.	19 SEPTEMBER 2019	<p>19.1 HAZELMERE WOOD WASTE TO ENERGY PLANT UPDATE (D2019/10941 (WAC) - D2019/13752)</p> <p>THAT:</p> <ol style="list-style-type: none"> 1. COUNCIL DELEGATES AUTHORITY TO THE CHIEF EXECUTIVE OFFICER TO ISSUE, AND TO INSTRUCT EMRC'S LAWYERS TO ISSUE, ANY DEFAULT NOTICES THAT MAY BE REQUIRED PURSUANT TO ANY OF THE AGREEMENTS BETWEEN ANERGY AUSTRALIA PTY LTD AND THE EMRC. 2. COUNCIL AUTHORISE THE CHIEF EXECUTIVE OFFICER TO ENTER INTO THE DEED OF VARIATION WITH ANERGY AUSTRALIA PTY LTD TO THE VALUE SPECIFIED IN THE DEED IF ANERGY PTY LTD SETTLES THE DEBT OWED TO CALLIDUS AND THE PETITION IS WITHDRAWN. 3. COUNCIL, AUTHORISE THE CHIEF EXECUTIVE OFFICER TO ENTER INTO AN IP LICENSE DEED WITH ANERGY PTE LTD FOR A LICENCE TO THE INTELLECTUAL PROPERTY ASSOCIATED WITH THE DESIGN, OPERATION AND MAINTENANCE OF THE HAZELMERE WOOD WASTE TO ENERGY PLANT. 4. COUNCIL REQUESTS A FURTHER REPORT TO BE PREPARED AND PRESENTED TO COUNCIL AT A FUTURE MEETING OF COUNCIL. 5. COUNCIL REQUEST THE CEO COMMENCE DISCUSSIONS FOR A ROYALTY AGREEMENT. 6. THE REPORT REMAINS CONFIDENTIAL AND BE CERTIFIED BY THE CHAIRMAN AND CEO. 	IN PROGRESS

DATE		RESOLUTIONS	STATUS
44.	19 SEPTEMBER 2019	<p>19.2 HAZELMERE WOODWASTE TO ENERGY PLANT, SUPERINTENDENT ROLE (D2019/13875)</p> <p>THAT COUNCIL:</p> <ol style="list-style-type: none"> 1. ACKNOWLEDGES THAT BECAUSE OF MONADELPHOUS ENGINEERING ASSOCIATES PTY LTD EXISTING INVOLVEMENT AND EXPERIENCE, IT HAS GOOD REASON TO BELIEVE THERE IS UNLIKELY TO BE ANY OTHER SUPPLIER WHO CAN PROVIDE A SIMILAR VALUE FOR MONEY OUTCOME TO COMPLETE THE REQUIREMENTS OF THE CONTRACT SUPERINTENDENT FOR THE HAZELMERE WOOD WASTE TO ENERGY PROJECT. 2. NOTES THE ADDITIONAL EXPENDITURE OF CONSULTING FEES TO THE VALUE INDICATED IN THE REPORT, REQUIRED TO COMPLETE THE SUPERINTENDING OF THE CONTRACT BY MONADELPHOUS ENGINEERING ASSOCIATES PTY LTD, TO BE FUNDED FROM THE SECONDARY WASTE RESERVE. 	IN PROGRESS
45.	19 SEPTEMBER 2019	<p>19.3 RESOURCE RECOVERY FACILITY UPDATE (D2019/12681 (WAC) – D2019/13753)</p> <p>THAT:</p> <ol style="list-style-type: none"> 1. THE REPORT BE RECEIVED. 2. THE REPORT AND ATTACHMENT REMAINS CONFIDENTIAL AND BE CERTIFIED BY THE CHAIRMAN AND CEO. 	NOTED
46.	22 AUGUST 2019	<p>7.1 CR MELISSA MYKYTIUK - LEAVE OF ABSENCE</p> <p>THAT COUNCIL APPROVE APPLICATION FOR LEAVE OF ABSENCE FOR CR MYKYTIUK FROM 2 SEPTEMBER 2019 TO 6 OCTOBER 2019 INCLUSIVE.</p>	NOTED
47.	22 AUGUST 2019	<p>9.1 MINUTES OF ORDINARY MEETING OF COUNCIL HELD ON 20 JUNE 2019</p> <p>THAT THE MINUTES OF THE ORDINARY MEETING OF COUNCIL HELD ON 20 JUNE 2019 WHICH HAVE BEEN DISTRIBUTED, BE CONFIRMED.</p>	NOTED
48.	22 AUGUST 2019	<p>9.2 MINUTES OF SPECIAL MEETING OF COUNCIL HELD ON 27 JUNE 2019</p> <p>THAT THE MINUTES OF THE SPECIAL MEETING OF COUNCIL HELD ON 27 JUNE 2019 WHICH HAVE BEEN DISTRIBUTED, BE CONFIRMED.</p>	NOTED
49.	22 AUGUST 2019	<p>14.1 LIST OF ACCOUNTS PAID DURING THE MONTHS OF JUNE AND JULY 2019(D2019/08985)</p> <p>THAT COUNCIL NOTES THE CEO'S LIST OF ACCOUNTS FOR JUNE AND JULY 2019 PAID UNDER DELEGATED POWER IN ACCORDANCE WITH REGULATION 13(1) OF THE LOCAL GOVERNMENT (FINANCIAL MANAGEMENT) REGULATIONS 1996, FORMING THE ATTACHMENT TO THIS REPORT TOTALLING \$29,906,960.60.</p>	NOTED
50.	22 AUGUST 2019	<p>14.2 FINANCIAL REPORT FOR PERIOD ENDED 31 MAY 2019 (D2019/08984)</p> <p>THAT COUNCIL RECEIVES THE STATEMENT OF COMPREHENSIVE INCOME, CAPITAL EXPENDITURE STATEMENT, STATEMENT OF FINANCIAL POSITION, STATEMENT OF CASH AND INVESTMENTS AND THE INVESTMENT REPORT FOR THE PERIOD ENDED 31 MAY 2019.</p>	NOTED
51.	22 AUGUST 2019	<p>14.3 FINANCIAL REPORT FOR PERIOD ENDED 30 JUNE 2019 (D2019/10163)</p> <p>THAT COUNCIL RECEIVES THE STATEMENT OF COMPREHENSIVE INCOME, CAPITAL EXPENDITURE STATEMENT, STATEMENT OF FINANCIAL POSITION, STATEMENT OF CASH AND INVESTMENTS AND THE INVESTMENT REPORT FOR THE PERIOD ENDED 30 JUNE 2019.</p>	NOTED

DATE		84 RESOLUTIONS	STATUS
52.	22 AUGUST 2019	<p>14.4 CLOSURE OF EMRC FACILITIES FOR THE CHRISTMAS/NEW YEAR PERIOD 2019/2020 (D2019/10163)</p> <p>THAT COUNCIL APPROVES:</p> <ol style="list-style-type: none"> 1. THE EMRC ADMINISTRATION OFFICE BEING CLOSED FROM 5PM TUESDAY 24 DECEMBER 2019 AND ON EACH DAY THEREAFTER UNTIL IT RE-OPENS ON THURSDAY 2 JANUARY 2020. 2. THE HAZELMERE RESOURCE RECOVERY PARK BEING CLOSED FROM 3PM TUESDAY 24 DECEMBER 2019 AND ON EACH DAY THEREAFTER UNTIL IT RE-OPENS ON THURSDAY 2 JANUARY 2020, SUBJECT TO AN ASSESSMENT OF OPERATIONAL REQUIREMENTS CLOSER TO THE CHRISTMAS AND NEW YEAR PERIOD. 3. THE RED HILL WASTE MANAGEMENT FACILITY BEING CLOSED ON CHRISTMAS DAY (WEDNESDAY 25 DECEMBER 2019) AND NEW YEAR'S DAY (WEDNESDAY 1 JANUARY 2020). 4. THE MATHIESON ROAD TRANSFER STATION (SHIRE OF MUNDARING) BEING CLOSED ON BOXING DAY (THURSDAY 25 DECEMBER 2019) ONLY. 	COMPLETED
53.	22 AUGUST 2019	<p>14.3 COMMITTEE MEMBERSHIP – CHANGE OF MEMBER (D2019/10965)</p> <p>THAT COUNCIL BY ABSOLUTE MAJORITY:</p> <ol style="list-style-type: none"> 1. IN ACCORDANCE WITH SECTION 5.11(2)(B) OF THE <i>LOCAL GOVERNMENT ACT 1995</i>, CANCELS THE APPOINTMENTS OF THE DIRECTOR OPERATIONAL SERVICES AND MANAGER ASSET SERVICES FROM THE TOWN OF BASSENDEAN AS MEMBER AND DEPUTY MEMBER TO THE WASTE ADVISORY COMMITTEE RESPECTIVELY. 2. IN ACCORDANCE WITH SECTION 5.10 OF THE <i>LOCAL GOVERNMENT ACT 1995</i>, APPOINTS THE EXECUTIVE MANAGER INFRASTRUCTURE, TOWN OF BASSENDEAN, AS A MEMBER ON THE WASTE ADVISORY COMMITTEE. 3. IN ACCORDANCE WITH SECTION 5.10 OF THE <i>LOCAL GOVERNMENT ACT 1995</i>, APPOINTS THE WASTE AND RECYCLING COORDINATOR, TOWN OF BASSENDEAN, AS A DEPUTY MEMBER ON THE WASTE ADVISORY COMMITTEE. 	ACTIONED
54.	22 AUGUST 2019	<p>14.6 ITEMS CONTAINED IN THE INFORMATION BULLETIN</p> <p>THAT COUNCIL NOTES THE ITEMS CONTAINED IN THE INFORMATION BULLETIN ACCOMPANYING THE 22 AUGUST 2019 ORDINARY MEETING OF COUNCIL AGENDA.</p>	NOTED
55.	22 AUGUST 2019	<p>11.1 DEVELOPMENT OF A REGIONAL YOUTH FORUM (D2019/10984 (CEOAC) – D2019/11915)</p> <p>THAT COUNCIL PROVIDES IN PRINCIPLE SUPPORT FOR THE DEVELOPMENT OF A ZERO 2 HERO MENTAL HEALTH AND LEADERSHIP EVENT FOR MEMBER COUNCIL YOUTH OFFICERS AND LOCAL REPRESENTATIVES FROM LOCAL YOUTH ADVISORY COUNCILS.</p>	IN PROGRESS
56.	22 AUGUST 2019	<p>11.2 MEETING DATES FOR 2020 (D2019/11017 (CEOAC) – D2019/11973)</p> <p>THAT COUNCIL ADOPTS THE ORDINARY COUNCIL MEETING AND COMMITTEE MEETING DATES, TIMES AND PLACES FOR 2020 AS OUTLINED IN THE REPORT AND NOTICE BE GIVEN IN ACCORDANCE WITH R.12 OF THE <i>LOCAL GOVERNMENT (ADMINISTRATION) REGULATIONS 1996</i>.</p>	COMPLETED

DATE		85 RESOLUTIONS	STATUS
57.	22 AUGUST 2019	<p>11.2 TENDER RFT2019-001 STAGE 14 LANDFILL CELL CONSTRUCTION (D2019/11119 (WAC) – D2019/12123)</p> <p>THAT:</p> <ol style="list-style-type: none"> 1. COUNCIL AWARD TENDER RFT2019-001 – STAGE 14 LANDFILL CELL CONSTRUCTION TO WBHO INFRASTRUCTURE PTY LTD FOR \$3,216,081.65 (EX GST) BASED ON A SCHEDULE OF RATES. 2. THE CEO BE AUTHORISED ON BEHALF OF THE EMRC TO ENTER INTO A CONTRACT WITH WBHO INFRASTRUCTURE PTY LTD IN ACCORDANCE WITH THEIR SUBMITTED TENDER, SUBJECT TO ANY MINOR VARIATIONS THAT MAY BE AGREED ON BETWEEN THE CEO AND WBHO INFRASTRUCTURE PTY LTD. 3. COUNCIL AUTHORISE A 20% CONTINGENCY, BASED ON THE TENDERED PRICE SCHEDULE FOR ANY CONTRACT VARIATIONS THAT MAY ARISE FOR TENDER RFT2019-001. 	IN PROGRESS
58.	22 AUGUST 2019	<p>11.2 CONTAINER DEPOSIT SCHEME – REFUND POINT OPERATOR(S) (D2019/11386 (WAC) – D2019/12124)</p> <p>THAT:</p> <ol style="list-style-type: none"> 1. COUNCIL AFFIRMS THE CONTAINER DEPOSIT SCHEME OPERATIONS AS A “CONTINUING PROJECT” AS IDENTIFIED IN THE ESTABLISHMENT AGREEMENT. 2. COUNCIL AGREES FOR THE EMRC TO TAKE THE LEAD ON BEHALF OF THE MEMBER COUNCILS TO COORDINATE THE PREPARATION OF A REGIONAL REFUND POINT APPLICATION(S), FOR SUBMITTING TO THE WA RETURN RECYCLE RENEW LIMITED (WARRRL) PRIOR TO 27 SEPTEMBER 2019. 3. THE EMRC MEMBER COUNCILS, PRIOR TO 15 SEPTEMBER 2019, RESOLVE TO SUPPORT AND COMMIT TO THE EMRC TO TAKE THE LEAD ON BEHALF OF MEMBER COUNCILS TO COORDINATE THE PREPARATION OF A REGIONAL REFUND POINT APPLICATION(S), FOR SUBMITTING TO THE WARRRL. 4. COUNCIL ALLOCATES AN AMOUNT OF UP TO \$25,000 (EX GST) FROM THE SECONDARY WASTE RESERVE TO FUND THE COST OF A CONSULTANT TO PREPARE THE APPLICATION(S). 	COMPLETED
59.	22 AUGUST 2019	<p>11.3 WASTE & RECYCLE 2019 CONFERENCE - SEPTEMBER 2019 (D2019/10950 (WAC) – D2019/12125)</p> <p>THAT:</p> <ol style="list-style-type: none"> 1. COUNCILLORS AND OFFICERS NOTE THE DATES OF 25 - 27 SEPTEMBER 2019 FOR THE WA WASTE & RECYCLE 2019 CONFERENCE. 2. INTERESTED COUNCILLOR(S) BE AUTHORISED TO ATTEND THE WA WASTE & RECYCLE 2019 CONFERENCE. 3. TWO (2) PLACES TO THE WA WASTE & RECYCLE 2019 CONFERENCE BE OFFERED TO THE WASTE MANAGEMENT COMMUNITY REFERENCE GROUP (WMCGRG) IN THE EVENT THAT SOME MEMBERS MAY WISH TO ATTEND. 	COMPLETED
60.	22 AUGUST 2019	<p>19.1 STRATEGIC REVIEW (D2019/11134)</p> <p>THAT:</p> <ol style="list-style-type: none"> 1. COUNCIL ENDORSES A STRATEGIC REVIEW OF THE EMRC. 2. THE TERMS OF REFERENCE FOR THE STRATEGIC REVIEW IS TO INCLUDE, BUT NOT NECESSARILY BE LIMITED TO, SERVICE PROVISION, FACILITIES, INFRASTRUCTURE, PROJECTS, ACTIVITIES, FUNDING AND CONTRACTS. 3. THE TERMS OF REFERENCE AND THE REVIEW BE DEVELOPED IN CONSULTATION WITH THE CEOAC, MEMBER COUNCIL STAFF AND COUNCILLORS. 4. COUNCIL BY ABSOLUTE MAJORITY, IN ACCORDANCE WITH SECTION 6.8(1)(B) OF THE <i>LOCAL GOVERNMENT ACT 1995</i>, AUTHORISES EXPENDITURE UP TO THE AMOUNT SPECIFIED IN THE REPORT FOR A STRATEGIC REVIEW. 5. THE REPORT REMAINS CONFIDENTIAL AND TO BE CERTIFIED BY THE CHAIRMAN AND CEO. 	IN PROGRESS

DATE		RESOLUTIONS	STATUS
61.	22 AUGUST 2019	19.2 BIN AUDIT (D2019/12247) THAT: 1. COUNCIL ENDORSES THE REQUIREMENT FOR A WASTE AUDIT OF MEMBER COUNCILS PRIOR TO THE IMPLEMENTATION OF A FOOD ORGANICS AND GARDEN ORGANICS (FOGO) COLLECTION SYSTEM. 2. LOCATIONS OF THE BIN AUDITS TO BE DETERMINED IN CONSULTATION WITH MEMBER COUNCILS. 3. THE AUDIT TO INCLUDE COUNTING AND CLASSIFYING DATA ON CDS MATERIALS. 4. COUNCIL BY ABSOLUTE MAJORITY IN ACCORDANCE WITH SECTION 6.8(1)(B) OF THE LOCAL GOVERNMENT ACT 1995 AUTHORISES AN EXPENDITURE UP TO THE AMOUNT SPECIFIED IN THE REPORT FOR A WASTE AUDIT.	ACTIONED
62.	22 AUGUST 2019	19.3 CEO LEAVE APPROVAL AUTHORITY (D2019/11274) THAT COUNCIL: 1. GRANTS AUTHORITY TO THE CHAIRMAN TO APPROVE ANY LEAVE REQUEST FROM THE CHIEF EXECUTIVE OFFICER ON ITS BEHALF. 2. GRANTS AUTHORITY TO THE DEPUTY CHAIRMAN TO APPROVE ANY LEAVE REQUEST FROM THE CHIEF EXECUTIVE OFFICER ON ITS BEHALF, IN THE CIRCUMSTANCES THE CHAIRMAN IS UNAVAILABLE.	NOTED
63.	22 AUGUST 2019	19.4 DELEGATION OF AUTHORITY TO THE CHIEF EXECUTIVE OFFICER PERFORMANCE REVIEW COMMITTEE (CEOPRC) (D2019/11320) THAT: 1. COUNCIL DETERMINES THAT THE CHIEF EXECUTIVE OFFICER PERFORMANCE REVIEW COMMITTEE IS THE REVIEWER FOR PROBATIONARY REVIEW OF THE CHIEF EXECUTIVE OFFICER. 2. COUNCIL, BY ABSOLUTE MAJORITY, IN ACCORDANCE WITH SECTION 5.16 OF THE <i>LOCAL GOVERNMENT ACT 1995</i> , DELEGATES AUTHORITY, TO THE CHIEF EXECUTIVE PERFORMANCE REVIEW COMMITTEE, TO UNDERTAKE THE PROBATIONARY REVIEW OF THE CHIEF EXECUTIVE OFFICER AND ACTION ON THE OUTCOMES OF THAT REVIEW.	IN PROGRESS
NO JULY 2019 COUNCIL MEETING			
64.	27 JUNE 2019	19.1 REQUEST FOR TENDER 2016-005 - RESOURCE RECOVERY FACILITY (D2019/08734) THAT 1. COUNCIL NOTES THE CONTRACTOR'S ADVICE THAT FINANCIAL CLOSE FOR THE EAST ROCKINGHAM RESOURCE RECOVERY FACILITY (RRF) PROJECT WILL NOT BE REACHED BY 30 JUNE 2019 AS SPECIFIED IN THE WASTE SUPPLY AGREEMENT. 2. COUNCIL ADOPTS OPTION 5 AS CONTAINED IN THE BODY OF THE REPORT AND ADVISES THE CONTRACTOR ACCORDINGLY.	COMPLETED

DATE		87 RESOLUTIONS	STATUS
65.	6 JUNE 2019	<p>10.1 CONTRACT OF CHIEF EXECUTIVE OFFICER (D2019/08137)</p> <p>THAT</p> <ol style="list-style-type: none"> 1. COUNCIL NOTE MODIFICATIONS TO THE CHIEF EXECUTIVE OFFICER CONTRACT OF EMPLOYMENT PROPOSED BY THE PREFERRED CANDIDATE SHOWN AT ATTACHMENT THREE TO THIS REPORT. 2. COUNCIL BY ABSOLUTE MAJORITY AGREE TO AMEND THE CHIEF EXECUTIVE OFFICER CONTRACT OF EMPLOYMENT "CLAUSE 2.3 – PROBATIONARY PERIOD" TO PROVIDE FOR A MAXIMUM OF 6 MONTHS' PROBATION IN TOTAL. 3. COUNCIL BY ABSOLUTE MAJORITY AGREE TO AMEND THE CHIEF EXECUTIVE OFFICER CONTRACT OF EMPLOYMENT "CLAUSE 5.1- REMUNERATION PACKAGE – GENERAL PROVISIONS" TO INCLUDE AN ADDITIONAL CLAUSE (D) WHICH REQUIRES THE CHIEF EXECUTIVE OFFICER TO USE THEIR OWN PRIVATE VEHICLE FOR BUSINESS USE INCLUSIVE OF ALL OPERATING COSTS. 4. COUNCIL BY ABSOLUTE MAJORITY AGREE TO DELETE THE CHIEF EXECUTIVE OFFICER CONTRACT OF EMPLOYMENT "CLAUSE 5.3 – MOTOR VEHICLE". 5. COUNCIL BY ABSOLUTE MAJORITY AGREE TO AMEND THE CHIEF EXECUTIVE OFFICER CONTRACT OF EMPLOYMENT "CLAUSE 9.2 – ANNUAL LEAVE" TO PROVIDE AN ENTITLEMENT TO SIX (6) WEEKS PAID ANNUAL LEAVE EACH YEAR. 6. COUNCIL BY ABSOLUTE MAJORITY AGREE TO AMEND THE CHIEF EXECUTIVE OFFICER CONTRACT OF EMPLOYMENT "CLAUSE 11.3(3)(A) – TERMINATION BY THE EMRC AT WILL" TO PROVIDE AN AMOUNT EQUAL TO 12 MONTHS' PAYMENT OF THE REMUNERATION PACKAGE 7. COUNCIL NOTE THAT SCHEDULE 2 OF THE CONTRACT OF EMPLOYMENT WILL BE UPDATED BASED ON ANY MODIFICATIONS TO THE CONTRACT OF EMPLOYMENT. 8. COUNCIL REQUESTS THE CHAIRMAN CR MCDONNELL OR HIS DELEGATE CR O'CONNOR, WITH THE ASSISTANCE OF CONSULTANT GEOFF BLADES, TO FINALISE CONTRACT NEGOTIATIONS WITH THE PREFERRED CANDIDATE. 	COMPLETE
66.	20 JUNE 2019	<p>11.1 INTERNAL AUDIT REPORT – 2019 PROGRAMME (D2019/07474 (AC) – D2019/08509)</p> <p>THAT COUNCIL NOTES THE 2019 INTERNAL AUDIT REPORTS FORMING ATTACHMENTS 1 TO 4 TO THIS REPORT.</p>	COMPLETE
67.	20 JUNE 2019	<p>11.2 REVIEW OF FINANCIAL MANAGEMENT SYSTEMS AND PROCEDURES (D2019/07475 (AC) – D2019/08511)</p> <p>THAT COUNCIL, IN ACCORDANCE WITH REGULATION 5(2)(C) OF THE <i>LOCAL GOVERNMENT (FINANCIAL MANAGEMENT) REGULATIONS 1996</i>, RECEIVES THE REVIEW OF THE APPROPRIATENESS AND EFFECTIVENESS OF THE FINANCIAL MANAGEMENT SYSTEMS AND PROCEDURES.</p>	NOTED
68.	20 JUNE 2019	<p>11.3 DRAFT CORPORATE BUSINESS PLAN 2019/2020 TO 2023/2024 (D2019/05551 (AC) – D2019/08512)</p> <p>THAT</p> <ol style="list-style-type: none"> 1. COUNCIL BY ABSOLUTE MAJORITY, IN ACCORDANCE WITH R.19DA(6) OF THE <i>LOCAL GOVERNMENT (ADMINISTRATION) REGULATIONS 1996</i>, ADOPT THE CORPORATE BUSINESS PLAN 2019/2020 TO 2023/2024 AS AMENDED FORMING AN ATTACHMENT TO THIS REPORT. 2. LOCAL PUBLIC NOTICE OF THE ADOPTION OF THE CORPORATE BUSINESS PLAN 2019/2020 TO 2023/2024 BE GIVEN IN ACCORDANCE WITH R.19D OF THE <i>LOCAL GOVERNMENT (ADMINISTRATION) REGULATIONS 1996</i>. 	COMPLETE

DATE		RESOLUTIONS	STATUS
69.	20 JUNE 2019	<p>11.4 EASTERN METROPOLITAN REGIONAL COUNCIL (EMRC) 2019/2020 DRAFT ANNUAL BUDGET (D2019/05552 (AC) – D2019/08513)</p> <p>THAT</p> <ol style="list-style-type: none"> 1. COUNCIL, BY ABSOLUTE MAJORITY, IN ACCORDANCE WITH SECTION 6.2(1) OF THE <i>LOCAL GOVERNMENT ACT 1995</i> AND <i>LOCAL GOVERNMENT (FINANCIAL MANAGEMENT) REGULATIONS 1996</i>, ADOPTS THE EMRC 2019/2020 ANNUAL BUDGET AND SUPPORTING SCHEDULES WHICH HAVE BEEN PREPARED IN COMPLIANCE WITH THE AUSTRALIAN ACCOUNTING STANDARDS. 2. FOR THE 2019/2020 FINANCIAL YEAR A MATERIAL VARIANCE PERCENTAGE OF 10% OF THE APPROPRIATE BASE, OR A DOLLAR VALUE OF \$20,000, WHICHEVER IS THE GREATER, BE ADOPTED FOR REPORTING VARIANCES IN THE STATEMENTS OF FINANCIAL ACTIVITY. 3. IN ACCORDANCE WITH REGULATION 33 OF THE <i>LOCAL GOVERNMENT (FINANCIAL MANAGEMENT) REGULATIONS 1996</i>, A COPY OF THE 2019/2020 ANNUAL BUDGET BE SUBMITTED TO THE DEPARTMENT OF LOCAL GOVERNMENT, SPORT AND CULTURAL INDUSTRIES, WITHIN 30 DAYS OF ITS ADOPTION BY COUNCIL. 	COMPLETE
70.	20 JUNE 2019	<p>14.1 LIST OF ACCOUNTS PAID DURING THE MONTH OF MAY 2019 (D2019/08059)</p> <p>THAT COUNCIL NOTES THE CEO'S LIST OF ACCOUNTS FOR MAY 2019 PAID UNDER DELEGATED POWER IN ACCORDANCE WITH REGULATION 13(1) OF THE <i>LOCAL GOVERNMENT (FINANCIAL MANAGEMENT) REGULATIONS 1996</i>, FORMING THE ATTACHMENT TO THIS REPORT TOTALLING \$29,602,954.47.</p>	NOTED
71.	20 JUNE 2019	<p>14.2 FINANCIAL REPORT FOR PERIOD ENDED 30 APRIL 2019 (D2019/08060)</p> <p>THAT COUNCIL RECEIVES THE STATEMENT OF COMPREHENSIVE INCOME, CAPITAL EXPENDITURE STATEMENT, STATEMENT OF FINANCIAL POSITION, STATEMENT OF CASH AND INVESTMENTS AND THE INVESTMENT REPORT FOR THE PERIOD ENDED 30 APRIL 2019.</p>	NOTED
72.	20 JUNE 2019	<p>14.1 DISABILITY ACCESS AND INCLUSION PLAN REPORT FOR 2018/2019 (D2019/08312)</p> <p>THAT</p> <ol style="list-style-type: none"> 1. ENDORSES THE PROGRESS UPDATE FOR 2018/2019 AGAINST EMRC'S DISABILITY ACCESS AND INCLUSION PLAN 2018/2019 TO 2022/2023 FORMING AN ATTACHMENT TO THIS REPORT. 2. REQUESTS THE ACTING CHIEF EXECUTIVE OFFICER TO SUBMIT THE PROGRESS UPDATE FOR 2018/2019 AGAINST THE EMRC'S DISABILITY ACCESS AND INCLUSION PLAN 2018/2019 TO 2022/2023 TO THE MINISTER FOR DISABILITY SERVICES BY 1 JULY 2019. 	COMPLETE

DATE		89 RESOLUTIONS	STATUS
73.	20 JUNE 2019	<p>14.4 RESOURCE RECOVERY STUDY TOUR (D2019/08548)</p> <p>THAT</p> <ol style="list-style-type: none"> 1. COUNCIL APPROVE A STUDY TOUR TO EASTERN STATES FOOD ORGANICS AND GARDEN ORGANICS (FOGO) PROCESSING AND COMPOSTING FACILITIES IN AUGUST 2019, DETAILS AND TIMING OF WHICH ARE STILL TO BE CONFIRMED. THE STUDY TOUR DELEGATION TO COMPRISE OF RELEVANT EMRC OFFICERS AND NOMINATED WASTE ADVISORY COMMITTEE MEMBERS, SUBJECT TO THEIR AVAILABILITY. 2. WASTE ADVISORY COMMITTEE COUNCILLOR(S) POWELL, MCKENNA, LAVELL, MCDONNELL OR DELEGATE BE AUTHORISED TO ATTEND THE STUDY TOUR OF FACILITIES. 3. WASTE ADVISORY COMMITTEE OFFICER(S) DOUG PEARSON, DIRECTOR WORKS AND INFRASTRUCTURE, CITY OF BAYSWATER; STEVE MORRISON, MANAGER WORKS, CITY OF BELMONT; CHRIS THOMPSON, MANAGER ASSET & WASTE OPERATIONS, CITY OF KALAMUNDA; ROGER HARIPERSAD, REGIONAL WASTE COLLECTION SERVICE (RWCS) STEERING GROUP, SHIRE OF MUNDARING; COLIN PUMPHREY, MANAGER FLEET & WASTE SERVICES, CITY OF SWAN OR DELEGATE BE AUTHORISED TO ATTEND. 	COMPLETE
74.	20 JUNE 2019	<p>11.1 PURCHASE OF A TWENTY (20) TONNE WHEEL LOADER (D2019/07247 (WAC) – D2019/08618)</p> <p>THAT</p> <ol style="list-style-type: none"> 1. THE QUOTATION FOR THE SUPPLY AND DELIVERY TO RED HILL WASTE MANAGEMENT FACILITY OF ONE (1) HITACHI ZW250-5 WHEEL LOADER INCLUDING AN EXTENDED 5 YEAR/8,000 HOUR WARRANTY, SUBMITTED BY HITACHI CONSTRUCTION MACHINERY AUSTRALIA, FOR THE SUM OF \$383,702 (EX. GST). 2. THE OFFER TO UNDERTAKE THE REPAIR AND MAINTENANCE AGREEMENT FOR THE HITACHI ZW250-5 WHEEL LOADER TO BE LOCATED AT THE RED HILL WASTE MANAGEMENT FACILITY FOR A FIVE (5) YEAR/8,000 HOUR PERIOD SUBMITTED BY HITACHI CONSTRUCTION MACHINERY AUSTRALIA AT A COST OF \$6.01/OPERATING HOUR (EX. GST). 	COMPLETE
75.	20 JUNE 2019	<p>11.2 WASTE MANAGEMENT COMMUNITY REFERENCE GROUP MEMBERSHIP AND TERMS OF REFERENCE (D2019/07414 (WAC) – D2019/08621)</p> <ol style="list-style-type: none"> 1. WRITE TO MS RUTH KENDALL THE DEPUTY CHAIRMAN ACKNOWLEDGING HER SERVICE ON THE WMCRG SINCE ITS INCEPTION. 2. ENDORSE THE RENOMINATION OF THE FOLLOWING WMCRG MEMBERS FOR A TWO (2) YEAR TERM EXPIRING ON 31 AUGUST 2021 AND ACKNOWLEDGE THEIR CONTINUING SUPPORT. <ul style="list-style-type: none"> • MS DIANNE KATSCHERIAN (CHAIRMAN); • MR ANTHONY FOWLER; • MS BELINDA HAMILTON; • MS CARMEL LUCK; • MR EDWIN DELL; • MR MALCOLM BARKER; • MR MARK SIMPSON; AND • MR RAY LEWIS. 3. ACCEPT THE AMENDED TERMS OF REFERENCE AND ROLES OF MEMBERS AND OFFICERS FORMING (ATTACHMENT 2) TO THIS REPORT. 4. ADVERTISE FOR EXPRESSIONS OF INTEREST FOR ADDITIONAL MEMBERSHIP IN THE WMCRG. 	COMPLETE

4				90	RESOLUTIONS	STATUS
76.	20 JUNE 2019	11.3	AORA 2019 ANNUAL CONFERENCE HELD 1 – 3 MAY 2019 (D2019/07423 (WAC) – D2019/08619) THAT THE REPORT BE RECEIVED.			NOTED
77.	23 MAY 2019	11.1	'REFLECT' RECONCILIATION ACTION PLAN 2019 – 2020 (D2019/04329 (CEOAC) – D2019/05554) THAT COUNCIL 1. ENDORSES THE EMRC 'REFLECT' RECONCILIATION ACTION PLAN 2019-2020, FORMING THE ATTACHMENT TO THIS REPORT. 2. SUBMITS TO RECONCILIATION AUSTRALIA FOR ITS FINAL APPROVAL. 3. LIST FOR CONSIDERATION AN AMOUNT OF \$25,000 IN THE 2019/2020 OPERATIONAL BUDGET.			COMPLETE
78.	23 MAY 2019	19.1	ITEM 14.1 OF THE CHIEF EXECUTIVE OFFICER RECRUITMENT COMMITTEE MINUTES – CHIEF EXECUTIVE OFFICER DRAFT CONTRACT OF EMPLOYMENT (D2019/04618 (CEORC) - D2019/05329) 1. COUNCIL APPROVES THE DRAFT CONTRACT OF EMPLOYMENT FOR THE CHIEF EXECUTIVE OFFICER FORMING ATTACHMENT 3 TO THIS REPORT. 2. THAT STAFF PRESENT OPTIONS IN RELATION TO THE PROCUREMENT OF A SUSTAINABLE VEHICLE FOR THE CHIEF EXECUTIVE OFFICER. 3. THE REPORT AND ATTACHMENTS REMAIN CONFIDENTIAL AND BE CERTIFIED BY THE CHAIRMAN AND DEPUTY CHAIRMAN.			COMPLETE
79.	23 MAY 2019	19.2	ITEM 14.1 OF THE CHIEF EXECUTIVE OFFICER RECRUITMENT COMMITTEE MINUTES – CHIEF EXECUTIVE OFFICER RECRUITMENT – SHORLIST OF CANDIDATES (D2019/06196 (CEORC) – D2019/06851) THAT COUNCIL NOTE THAT THE CHIEF EXECUTIVE OFFICER RECRUITMENT COMMITTEE HELD INTERVIEWS WITH CANDIDATES FOR THE ROLE OF CHIEF EXECUTIVE OFFICER ON 20 MAY 2019.			NOTED
80.	23 MAY 2019	14.1	LIST OF ACCOUNTS PAID DURING THE MONTHS OF MARCH AND APRIL 2019 (D2019/04928) THAT COUNCIL NOTES THE CEO'S LIST OF ACCOUNTS FOR MARCH AND APRIL 2019 PAID UNDER DELEGATED POWER IN ACCORDANCE WITH REGULATION 13(1) OF THE <i>LOCAL GOVERNMENT (FINANCIAL MANAGEMENT) REGULATIONS 1996</i> , FORMING THE ATTACHMENT TO THIS REPORT TALLING \$26,682,333.74.			NOTED
81.	23 MAY 2019	14.2	FINANCIAL REPORT FOR PERIOD ENDED 28 FEBRUARY 2019 (D2019/04929) THAT COUNCIL RECEIVES THE STATEMENT OF COMPREHENSIVE INCOME, CAPITAL EXPENDITURE STATEMENT, STATEMENT OF FINANCIAL POSITION, STATEMENT OF CASH AND INVESTMENTS AND THE INVESTMENT REPORT FOR THE PERIOD ENDED 28 FEBRUARY 2019.			COMPLETE
82.	23 MAY 2019	14.3	FINANCIAL REPORT FOR PERIOD ENDED 31 MARCH 2019 (D2019/06588) THAT COUNCIL RECEIVES THE STATEMENT OF COMPREHENSIVE INCOME, CAPITAL EXPENDITURE STATEMENT, STATEMENT OF FINANCIAL POSITION, STATEMENT OF CASH AND INVESTMENTS AND THE INVESTMENT REPORT FOR THE PERIOD ENDED 31 MARCH 2019.			COMPLETE

DATE		RESOLUTIONS	STATUS
83.	23 MAY 2019	14.4 REVIEW OF POLICY 3.1 - ANNUAL FINANCIAL REPORTING POLICY (D2019/06915) THAT THE REVISED EMRC POLICY 3.1 ANNUAL FINANCIAL REPORTING POLICY FORMING ATTACHMENT 2 TO THIS REPORT BE ADOPTED BY COUNCIL.	COMPLETE
84.	23 MAY 2019	12.1 REVIEW OF SECONDARY WASTE DISPOSAL CHARGE (D2019/06104 (WAC) – D2019/07296) THAT COUNCIL, BY ABSOLUTE MAJORITY, IN ACCORDANCE WITH S.6.16(1) THE <i>LOCAL GOVERNMENT ACT 1995</i> , ADOPTS THE SECONDARY WASTE CHARGE RATE OF \$38.00/TONNE (EX GST) ON EACH TONNE OF MEMBER COUNCIL WASTE FOR 2019/2020 AND THE SECONDARY WASTE CHARGE IS TO BE HELD AT THIS LEVEL UNTIL FURTHER CONSIDERATION.	COMPLETE
85.	23 MAY 2019	12.2 UPDATE ON PROCESSING OF FOOD ORGANICS AND GARDEN ORGANICS (FOGO) WASTE, RED HILL WASTE MANAGEMENT FACILITY (D2019/06110 (WAC) – D2019/07297) THAT COUNCIL RECEIVES THE REPORT.	NOTED
86.	23 MAY 2019	12.3 2019 AUSTRALIAN LANDFILL AND TRANSFER STATIONS CONFERENCE (D2019/06381 (WAC) – D2019/07305) THAT THE REPORT BE RECEIVED.	NOTED
87.	21 MARCH 2019	11.1 HALF YEAR BUDGET REVIEW 2018/2019 (D2019/03161 (AC) – D2019/04150) THAT COUNCIL, BY AN ABSOLUTE MAJORITY IN ACCORDANCE WITH THE PROVISIONS OF THE <i>LOCAL GOVERNMENT (FINANCIAL MANAGEMENT) REGULATIONS 1996</i> R.33A, ADOPTS THE REVIEW OF THE 2018/2019 BUDGET AND APPROVES ITS SUBMISSION TO THE DEPARTMENT OF LOCAL GOVERNMENT, SPORT AND CULTURAL INDUSTRIES WITHIN 30 DAYS.	COMPLETE
88.	21 MARCH 2019	11.2 COMPLIANCE AUDIT RETURN 2018 (D2019/03162 (AC) – D2019/04151) THAT COUNCIL ADOPTS THE DRAFT COMPLIANCE AUDIT RETURN 2018, FORMING AN ATTACHMENT TO THIS REPORT, THAT IT BE CERTIFIED BY THE CHAIRMAN AND CHIEF EXECUTIVE OFFICER AND SUBMITTED TO THE DEPARTMENT OF LOCAL GOVERNMENT, SPORT AND CULTURAL INDUSTRIES BY 31 MARCH 2019.	COMPLETE
89.	21 MARCH 2019	19.1 UPDATE ON THE REVIEW OF THE ESTABLISHMENT AGREEMENT OF THE EMRC (D2019/03943) THAT COUNCIL NOTES THE RESPONSES PROVIDED BY THE CEOAC IN RELATION TO THE QUESTIONS RAISED AT THE 19 JULY 2018 WORKSHOP.	NOTED
90.	21 MARCH 2019	19.2 LIQUID WASTE PROJECT, RED HILL WASTE MANAGEMENT FACILITY (D2019/04021) THAT <ol style="list-style-type: none"> 1. THE BUSINESS PLAN FOR THE PROPOSED LIQUID WASTE PROJECT AT THE RED HILL WASTE MANAGEMENT FACILITY ATTACHED TO THIS REPORT BE ENDORSED. 2. COUNCIL ACKNOWLEDGE THAT THE LIQUID WASTE PROJECT IS A CONTINUING PROJECT AND SERVICE UNDER THE EMRC ESTABLISHMENT AGREEMENT. 3. IN THE FIRST STAGE OF THE PROJECT, ACCEPTANCE OF LIQUID WASTES WILL BE RESTRICTED TO CATEGORIES CLASSIFIED AS NON-DANGEROUS GOODS IN ACCORDANCE WITH THE AUSTRALIAN DANGEROUS GOODS CODE. 4. ANY FURTHER STAGES OF THE PROJECT WILL COME BACK TO COUNCIL FOR FURTHER ENDORSEMENT. 5. THE REPORT AND ATTACHMENT REMAINS CONFIDENTIAL AND BE CERTIFIED BY THE CHAIRMAN AND CEO. 	IN PROGRESS

DATE		92 RESOLUTIONS	STATUS
91.	21 MARCH 2019	<p>19.3 CHIEF EXECUTIVE OFFICER RECRUITMENT- POSITION DESCRIPTION, REMUNERATION PACKAGE AND ADVERTISING PROCESS (DD2019/03959)</p> <p>THAT</p> <ol style="list-style-type: none"> 1. COUNCIL ENDORSE THE DRAFT POSITION DESCRIPTION FOR THE POSITION OF CHIEF EXECUTIVE OFFICER FORMING ATTACHMENT 1 OF THIS REPORT. 2. COUNCIL APPROVE THE TOTAL REWARD PACKAGE FOR THE CHIEF EXECUTIVE OFFICER POSITION BEING SET IN THE RANGE OF \$260,000 TO \$300,000 PER ANNUM. 3. COUNCIL ENDORSE THE DRAFT ADVERTISEMENT FOR THE CHIEF EXECUTIVE OFFICER POSITION FORMING ATTACHMENT 2 OF THIS REPORT. 4. COUNCIL NOTE THE DRAFT ADVERTISEMENT FOR THE POSITION OF CHIEF EXECUTIVE OFFICER WILL BE PLACED IN THE 'WEST AUSTRALIAN' NEWSPAPER, AND OTHER MEDIA WITH APPLICATIONS FOR THE ROLE CLOSING ON MONDAY 22 APRIL 2019 AT 5.00PM WST. 	COMPLETE
92.	21 MARCH 2019	<p>14.1 LIST OF ACCOUNTS PAID DURING THE MONTHS OF JANUARY AND FEBRUARY 2019 (D2019/03380)</p> <p>THAT COUNCIL NOTES THE CEO'S LIST OF ACCOUNTS FOR JANUARY AND FEBRUARY PAID UNDER DELEGATED POWER IN ACCORDANCE WITH REGULATION 13(1) OF THE <i>LOCAL GOVERNMENT (FINANCIAL MANAGEMENT) REGULATIONS 1996</i>, FORMING THE ATTACHMENT TO THIS REPORT TOTALLING \$23,006,488.29</p>	NOTED
93.	21 MARCH 2019	<p>14.2 FINANCIAL REPORT FOR PERIOD ENDED 31 JANUARY 2019 (D2019/02874)</p> <p>THAT COUNCIL RECEIVES THE STATEMENT OF COMPREHENSIVE INCOME, CAPITAL EXPENDITURE STATEMENT, STATEMENT OF FINANCIAL POSITION, STATEMENT OF CASH AND INVESTMENTS AND THE INVESTMENT REPORT FOR THE PERIOD ENDED 31 JANUARY 2019.</p>	COMPLETE
94.	21 MARCH 2019	<p>14.5 MAKING OF THE EASTERN METROPOLITAN REGIONAL COUNCIL WASTE LOCAL LAW 2019 (D2019/04029)</p> <ol style="list-style-type: none"> 1. COUNCIL ADVERTISES THE PROPOSED <i>EASTERN METROPOLITAN REGIONAL COUNCIL WASTE MANAGEMENT FACILITIES LOCAL LAW 2019</i>, FORMING ATTACHMENT 1 TO THIS REPORT. 2. COUNCIL REQUESTS THE CHIEF EXECUTIVE OFFICER FORWARD A COPY OF THE PROPOSED <i>EASTERN METROPOLITAN REGIONAL COUNCIL WASTE MANAGEMENT FACILITIES LOCAL LAW 2019</i> TO THE MINISTER FOR LOCAL GOVERNMENT, SPORT AND CULTURAL INDUSTRIES AND DIRECTOR GENERAL OF THE DEPARTMENT OF WATER AND ENVIRONMENTAL REGULATION. 3. THE CHIEF EXECUTIVE OFFICER PREPARE A FURTHER REPORT AT THE CONCLUSION OF THE PUBLIC ADVERTISING PERIOD TO ENABLE THE COUNCIL TO CONSIDER ANY SUBMISSIONS MADE. 	COMPLETE
95.	21 MARCH 2019	<p>14.4 WASTE ADVISORY GROUP COMMITTEE (D2019/03379)</p> <p>THAT COUNCIL</p> <ol style="list-style-type: none"> 1. BY ABSOLUTE MAJORITY IN ACCORDANCE WITH SECTION 5.8 OF THE <i>LOCAL GOVERNMENT ACT 1995</i> ESTABLISHES A WASTE ADVISORY COMMITTEE, WITH TERMS OF REFERENCE AS CONTAINED WITHIN THE ATTACHMENT OF THIS REPORT. 2. DISBAND THE TECHNICAL ADVISORY COMMITTEE AND THE RESOURCE RECOVERY COMMITTEE. 3. ADOPTS THE WASTE ADVISORY COMMITTEE MEETING DATES, TIMES AND PLACES FOR THE REST OF 2019 CALENDAR YEAR AS OUTLINED IN THE REPORT. 	COMPLETE

DATE

RESOLUTIONS

STATUS

DATE		93 RESOLUTIONS			STATUS																																													
96.	21 MARCH 2019	<p>14.5 APPOINTMENT OF MEMBERS TO THE WASTE ADVISORY COMMITTEE (D2019/03849)</p> <p>THAT BY ABSOLUTE MAJORITY, IN ACCORDANCE WITH SECTION 5.10 OF THE <i>LOCAL GOVERNMENT ACT 1995</i>:</p> <p>1. THE FOLLOWING COUNCILLORS AND OFFICERS BE APPOINTED TO THE WASTE ADVISORY COMMITTEE:</p> <table><thead><tr><th><u>PARTICIPANT LOCAL GOVERNMENT</u></th><th><u>COUNCILLOR MEMBER</u></th><th><u>OFFICER MEMBER</u></th></tr></thead><tbody><tr><td>TOWN OF BASSENDEAN</td><td>CR MYKYTIUK</td><td>DIRECTOR OPERATIONAL SERVICES</td></tr><tr><td>CITY OF BAYSWATER</td><td>CR MCKENNA</td><td>DIRECTOR WORKS AND INFRASTRUCTURE</td></tr><tr><td>CITY OF BELMONT</td><td>CR WOLFF</td><td>DIRECTOR INFRASTRUCTURE SERVICES</td></tr><tr><td>CITY OF KALAMUNDA</td><td>CR O'CONNOR</td><td>DIRECTOR ASSET SERVICES</td></tr><tr><td>SHIRE OF MUNDARING</td><td>CR LAVELL</td><td>DIRECTOR INFRASTRUCTURE SERVICES</td></tr><tr><td>CITY OF SWAN</td><td>CR MCDONNELL</td><td>EXECUTIVE MANAGER OPERATIONS</td></tr><tr><td>EMRC</td><td></td><td>CHIEF EXECUTIVE OFFICER</td></tr></tbody></table> <p>2. THE FOLLOWING COUNCILLORS AND OFFICERS BE APPOINTED AS DEPUTY MEMBERS TO THE RESOURCE RECOVERY COMMITTEE:</p> <table><thead><tr><th><u>PARTICIPANT LOCAL GOVERNMENT</u></th><th><u>DEPUTY COUNCILLOR MEMBER</u></th><th><u>DEPUTY OFFICER MEMBER</u></th></tr></thead><tbody><tr><td>TOWN OF BASSENDEAN</td><td>CR WILSON</td><td>MANAGER ASSET SERVICES</td></tr><tr><td>CITY OF BAYSWATER</td><td>CR PALMER</td><td>MANAGER ENVIRONMENTAL HEALTH SERVICES</td></tr><tr><td>CITY OF BELMONT</td><td>CR POWELL</td><td>MANAGER WORKS</td></tr><tr><td>CITY OF KALAMUNDA</td><td>CR STALLARD</td><td>MANAGER ASSET & WASTE OPERATIONS</td></tr><tr><td>SHIRE OF MUNDARING</td><td>CR DAW</td><td>MANAGER DESIGN SERVICES</td></tr><tr><td>CITY OF SWAN</td><td>CR KOVALEVS</td><td>MANAGER FLEET & WASTE SERVICES</td></tr></tbody></table>			<u>PARTICIPANT LOCAL GOVERNMENT</u>	<u>COUNCILLOR MEMBER</u>	<u>OFFICER MEMBER</u>	TOWN OF BASSENDEAN	CR MYKYTIUK	DIRECTOR OPERATIONAL SERVICES	CITY OF BAYSWATER	CR MCKENNA	DIRECTOR WORKS AND INFRASTRUCTURE	CITY OF BELMONT	CR WOLFF	DIRECTOR INFRASTRUCTURE SERVICES	CITY OF KALAMUNDA	CR O'CONNOR	DIRECTOR ASSET SERVICES	SHIRE OF MUNDARING	CR LAVELL	DIRECTOR INFRASTRUCTURE SERVICES	CITY OF SWAN	CR MCDONNELL	EXECUTIVE MANAGER OPERATIONS	EMRC		CHIEF EXECUTIVE OFFICER	<u>PARTICIPANT LOCAL GOVERNMENT</u>	<u>DEPUTY COUNCILLOR MEMBER</u>	<u>DEPUTY OFFICER MEMBER</u>	TOWN OF BASSENDEAN	CR WILSON	MANAGER ASSET SERVICES	CITY OF BAYSWATER	CR PALMER	MANAGER ENVIRONMENTAL HEALTH SERVICES	CITY OF BELMONT	CR POWELL	MANAGER WORKS	CITY OF KALAMUNDA	CR STALLARD	MANAGER ASSET & WASTE OPERATIONS	SHIRE OF MUNDARING	CR DAW	MANAGER DESIGN SERVICES	CITY OF SWAN	CR KOVALEVS	MANAGER FLEET & WASTE SERVICES	COMPLETE
<u>PARTICIPANT LOCAL GOVERNMENT</u>	<u>COUNCILLOR MEMBER</u>	<u>OFFICER MEMBER</u>																																																
TOWN OF BASSENDEAN	CR MYKYTIUK	DIRECTOR OPERATIONAL SERVICES																																																
CITY OF BAYSWATER	CR MCKENNA	DIRECTOR WORKS AND INFRASTRUCTURE																																																
CITY OF BELMONT	CR WOLFF	DIRECTOR INFRASTRUCTURE SERVICES																																																
CITY OF KALAMUNDA	CR O'CONNOR	DIRECTOR ASSET SERVICES																																																
SHIRE OF MUNDARING	CR LAVELL	DIRECTOR INFRASTRUCTURE SERVICES																																																
CITY OF SWAN	CR MCDONNELL	EXECUTIVE MANAGER OPERATIONS																																																
EMRC		CHIEF EXECUTIVE OFFICER																																																
<u>PARTICIPANT LOCAL GOVERNMENT</u>	<u>DEPUTY COUNCILLOR MEMBER</u>	<u>DEPUTY OFFICER MEMBER</u>																																																
TOWN OF BASSENDEAN	CR WILSON	MANAGER ASSET SERVICES																																																
CITY OF BAYSWATER	CR PALMER	MANAGER ENVIRONMENTAL HEALTH SERVICES																																																
CITY OF BELMONT	CR POWELL	MANAGER WORKS																																																
CITY OF KALAMUNDA	CR STALLARD	MANAGER ASSET & WASTE OPERATIONS																																																
SHIRE OF MUNDARING	CR DAW	MANAGER DESIGN SERVICES																																																
CITY OF SWAN	CR KOVALEVS	MANAGER FLEET & WASTE SERVICES																																																
97.	21 MARCH 2019	<p>14.5 REVIEW OF THE MEETING AGENDA / MINUTES – CONFIDENTIAL ITEMS POLICY (D2019/03460)</p> <p>THAT THE REVISED EMRC POLICY 1.5 MEETING AGENDA / MINUTES – CONFIDENTIAL ITEMS POLICY FORMING ATTACHMENT 3 TO THIS REPORT BE ADOPTED BY COUNCIL.</p>			COMPLETE																																													
98.	21 MARCH 2019	<p>14.9 EMRC STAKEHOLDER NETWORKING EVENTS (D2019/03936)</p> <p>THAT COUNCIL NOT PROCEED WITH THE EMRC STAKEHOLDER NETWORKING EVENT IN THE CURRENT FORMAT IN 2019 BUT CONSIDERS HOSTING RELEVANT EVENTS, AS PRESENTED TO COUNCIL FROM TIME TO TIME, WHICH HAVE A PARTICULAR FOCUS OR CAUSE FOR CELEBRATION.</p>			NOTED																																													

DATE		94 RESOLUTIONS	STATUS
99.	21 MARCH 2019	<p>11.1 PROCESSING OF FOOD ORGANICS AND GARDEN ORGANICS (FOGO) WASTE, RED HILL WASTE MANAGEMENT FACILITY (D2019/02984 (RRC) – D2019/04263)</p> <p>THAT</p> <ol style="list-style-type: none"> 1. THE EMRC BEGIN THE PROCESS OF DEVELOPING A LONG-TERM FOOD ORGANIC & GARDEN ORGANIC (FOGO) STRATEGY INCLUDING, IF REQUIRED, SEEKING EXPRESSIONS OF INTEREST FOR THE APPROPRIATE TECHNOLOGY TO IMPLEMENT LONG-TERM FOGO PROCESSING SOLUTIONS TO CATER FOR ALL MEMBER COUNCIL WASTE STREAMS. 2. IN THE INTERIM, THE EMRC PROCEEDS WITH THE PROCUREMENT PROCESS AND LICENCE APPROVAL FOR THE ADDITION OF A TRIAL MOBILE AERATOR FLOOR (MAF) COMPOSTING SYSTEM FOR THE PROCESSING OF UP TO 10,000 TPA OF FOGO WASTE AT THE RED HILL WASTE MANAGEMENT FACILITY. 3. APPROVES THE EXPENDITURE OF UP TO \$400,000 EX GST FOR THE PURCHASE AND INSTALLATION OF A SUITABLE MAF SYSTEM, INCLUDING HARDSTAND INSTALLATION AND THAT THE FUNDS BE ALLOCATED FROM THE SECONDARY WASTE RESERVE. 4. NOTES THAT INTERIM ARRANGEMENTS ARE AVAILABLE WITH SEVERAL THIRD PARTY PROCESSORS OF FOGO WASTE IF THE INSTALLATION OF A PROCESSING FACILITY OR THE LICENCE APPROVAL IS DELAYED FOR WHATEVER REASON BEYOND PLANNED START DATES FOR FOGO COLLECTIONS BY MEMBER COUNCILS. 5. ADVISE THE TOWN OF BASSENDEAN AND THE CITY OF BAYSWATER OF THE COUNCIL RESOLUTION AND AUTHORISE THE CEO TO ENTER INTO NEGOTIATIONS WITH THESE MEMBER COUNCILS FOR A SUITABLE PROCESSING ARRANGEMENT. 6. SEEK FUNDING SUPPORT FROM THE WASTE AUTHORITY FOR THE FOGO TRIAL AT THE RED HILL WASTE MANAGEMENT FACILITY. 7. THAT THE EMRC EXPLORE ALL MARKETING OPPORTUNITIES FOR THE COMPOST PRODUCT DURING THE FOGO TRIAL PERIOD. 	ACTIONED
100	21 MARCH 2019	<p>11.2 CONTAINER DEPOSIT SCHEME (CDS) (D2019/03267 (RRC) – D2019/04264)</p> <p>THAT THE INFORMATION IS RECEIVED.</p>	NOTED
101	21 MARCH 2019	<p>11.1 TENDER 2018-012 - PROVISION OF GREEN WASTE SHREDDING AND TRANSPORT SERVICES (D2019/02197 (TAC)-D2019/04209)</p> <ol style="list-style-type: none"> 1. COUNCIL AWARD TENDER 2018-012 FOR THE PROVISION OF GREEN WASTE SHREDDING AND TRANSPORT SERVICES TO CRANESWEST (WA) PTY LTD TRADING AS WESTERN TREE RECYCLERS FOR A THREE (3) YEAR PERIOD COMMENCING 1 APRIL 2019, WITH AN OPTION TO EXTEND FOR TWO (2) ONE (1) YEAR EXTENSIONS SUBJECT TO SATISFACTORY PERFORMANCE, AS PER THE ATTACHED SCHEDULE OF RATES. 2. COUNCIL AUTHORISE THE CEO TO ENTER INTO A CONTRACT, ON BEHALF OF THE EMRC, WITH CRANESWEST (WA) PTY LTD IN ACCORDANCE WITH THE TENDER SUBMITTED, AND THE ATTACHED SCHEDULE OF RATES, SUBJECT TO ANY MINOR VARIATIONS THAT MAY BE AGREED BETWEEN THE CEO AND CRANESWEST (WA) PTY LTD. 3. THE CONTRACT RATES FOR TENDER 2018-012 ARE ADJUSTED ANNUALLY AT THE ANNIVERSARY OF THE CONTRACT USING THE CONSUMER PRICE INDEX FOR PERTH OVER THE PREVIOUS TWELVE MONTHS. 	AWARDED
102	21 MARCH 2019	<p>11.2 WASTE AVOIDANCE AND RESOURCE RECOVERY STRATEGY 2030 (D2019/03164 (TAC) – D2019/04210)</p> <p>THAT COUNCIL NOTE THE RELEASE OF THE WESTERN AUSTRALIAN WASTE AVOIDANCE AND RESOURCE RECOVERY STRATEGY 2030 AND ACTION PLAN AND COMMITS TO ALIGNING THE EMRC WASTE PRACTICES WHERE POSSIBLE.</p>	NOTED

DATE		95 RESOLUTIONS	STATUS
103	21 FEBRUARY 2019	11.1 PROPOSED REGIONAL SERVICES CONSULTING RATES AND MISCELLANEOUS ADMINISTRATION FEES AND CHARGES FOR 2019/2020 (D2019/01224 (CEOAC) – D2019/02776) 1. THE PROPOSED 2019/2020 REGIONAL SERVICES CONSULTING RATES AND STEAM WEEDER HIRE CHARGES AND THE EMRC'S ADMINISTRATION FEES AND CHARGES, FORMING ATTACHMENT 1 AND 2 TO THIS REPORT, BE UTILISED IN DEVELOPING THE DRAFT 2019/2020 BUDGET. 2. FUTURE REPORTS ON CONSULTING RATES ARE INCLUDED IN THE EMRC'S BUDGET PROCESS, UNLESS THERE IS A SIGNIFICANT CHANGE IN DIRECTION FOR CONSULTING SERVICE, WHICH THEN REQUIRES CEOAC ADVICE.	COMPLETE
104	21 FEBRUARY 2019	19.1 UPDATE ON THE REVIEW OF THE ESTABLISHMENT AGREEMENT OF THE EMRC (D2019/01570 (CEOAC) – D2019/02257) 1. NOT PURSUE ANY CHANGES TO THE ESTABLISHMENT AGREEMENT AT THIS TIME; AND 2. NOTES THE CHIEF EXECUTIVE OFFICERS ADVISORY COMMITTEE HAS WITHDRAWN THE INITIAL DRAFT RESPONSES TO THE JULY 2018 WORKSHOP QUESTIONS TO ALLOW FURTHER TIME FOR THE COMMITTEE TO GIVE FURTHER CONSIDERATIONS TO THE RESPONSES DURING MARCH 2019.	ONGOING
105	21 FEBRUARY 2019	14.2 REVIEW OF THE MANAGEMENT OF INVESTMENT POLICY (D2018/17029 (IC) – D2019/02706) 1. COUNCIL ADOPTS THE INVESTMENT STRATEGY OF INVESTING WITH FINANCIAL INSTITUTIONS THAT DO NOT INVEST IN OR FINANCE THE FOSSIL FUEL INDUSTRY, AS LONG AS: a. THE INVESTMENT IS COMPLIANT WITH COUNCIL'S EXISTING APPROACH TO RISK MANAGEMENT; AND b. THE INVESTMENT RATE OF INTEREST IS FAVOURABLE TO OTHER SIMILAR INVESTMENTS THAT MAY BE ON OFFER AT THE TIME OF INVESTMENT. 2. THE REVISED EMRC POLICY 3.3 MANAGEMENT OF INVESTMENTS FORMING ATTACHMENT 3 TO THIS REPORT BE ADOPTED BY COUNCIL.	COMPLETE
106	21 FEBRUARY 2019	14.1 LIST OF ACCOUNTS PAID DURING THE MONTHS OF NOVEMBER AND DECEMBER 2018 (D2019/00722) THAT COUNCIL NOTES THE CEO'S LIST OF ACCOUNTS FOR NOVEMBER AND DECEMBER PAID UNDER DELEGATED POWER IN ACCORDANCE WITH REGULATION 13(1) OF THE <i>LOCAL GOVERNMENT (FINANCIAL MANAGEMENT) REGULATIONS 1996</i> , FORMING THE ATTACHMENT TO THIS REPORT TOTALLING \$20,392,784.79.	NOTED
107	21 FEBRUARY 2019	14.2 FINANCIAL REPORT FOR PERIOD ENDED 30 NOVEMBER 2018 (D2019/00723) THAT COUNCIL RECEIVES THE STATEMENT OF COMPREHENSIVE INCOME, CAPITAL EXPENDITURE STATEMENT, STATEMENT OF FINANCIAL POSITION, STATEMENT OF CASH AND INVESTMENTS AND THE INVESTMENT REPORT FOR THE PERIOD ENDED 30 NOVEMBER 2018.	COMPLETE
108	21 FEBRUARY 2019	14.3 FINANCIAL REPORT FOR PERIOD ENDED 31 DECEMBER 2018 (D2019/02507) THAT COUNCIL RECEIVES THE STATEMENT OF COMPREHENSIVE INCOME, CAPITAL EXPENDITURE STATEMENT, STATEMENT OF FINANCIAL POSITION, STATEMENT OF CASH AND INVESTMENTS AND THE INVESTMENT REPORT FOR THE PERIOD ENDED 31 DECEMBER 2018.	COMPLETE
109	21 FEBRUARY 2019	14.4 REVIEW OF DELEGATED POWERS AND DUTIES (D2019/00720) THAT COUNCIL RE-AFFIRMS THE DELEGATED POWERS AND DUTIES AS LISTED IN THE REPORT	NOTED

DATE		RESOLUTIONS	STATUS
110	21 FEBRUARY 2019	<p>14.6 COMMITTEE MEMBERSHIP – CHANGE OF MEMBER (D2019/02046)</p> <ol style="list-style-type: none"> 1. IN ACCORDANCE WITH SECTION 5.11(2)(B) OF THE <i>LOCAL GOVERNMENT ACT 1995</i>, CANCEL THE APPOINTMENT OF THE DIRECTOR TECHNICAL SERVICES, FROM THE CITY OF BELMONT AS A MEMBER TO THE TECHNICAL ADVISORY COMMITTEE AND RESOURCE RECOVERY COMMITTEE. 2. IN ACCORDANCE WITH SECTION 5.10 OF THE <i>LOCAL GOVERNMENT ACT 1995</i> APPOINTS THE DIRECTOR INFRASTRUCTURE SERVICES, CITY OF BELMONT, AS A MEMBER ON THE TECHNICAL ADVISORY COMMITTEE AND RESOURCE RECOVERY COMMITTEE. 	COMPLETE
111	21 FEBRUARY 2019	<p>19.2 DRAFT MEMORANDUM OF UNDERSTANDING – RENEWABLE ENERGY POWER PURCHASE AGREEMENT (D2019/01444 (TAC) – D2019/02170)</p> <ol style="list-style-type: none"> 1. COUNCIL APPROVES IN PRINCIPLE THE DEVELOPMENT OF A DRAFT MEMORANDUM OF UNDERSTANDING BETWEEN THE EMRC, THE RRF PARTICIPATING MEMBER COUNCILS AND HITACHI ZOSEN INOVA (HZI) CONSORTIUM FOR THE SUPPLY OF RENEWABLE ENERGY FROM THE EAST ROCKINGHAM RESOURCE RECOVERY FACILITY. 2. THE REPORT REMAINS CONFIDENTIAL AND BE CERTIFIED BY THE CHAIRMAN AND CEO. 	IN PROGRESS
112	21 FEBRUARY 2019	<p>19.3 RESOURCE RECOVERY FACILITY UPDATE (D2019/01428 (TAC) – D2019/02171)</p> <ol style="list-style-type: none"> 1. COUNCIL NOTES THE CONTRACTOR'S ADVICE THAT FINANCIAL CLOSE FOR THE EAST ROCKINGHAM RESOURCE RECOVERY FACILITY (RRF) PROJECT MAY NOT BE REACHED BY 14 MARCH 2019 AS SPECIFIED IN THE WASTE SUPPLY AGREEMENT. 2. COUNCIL GRANTS AN EXTENSION OF TIME FOR THE CONTRACTOR TO ACHIEVE FINANCIAL CLOSE UNTIL 30 JUNE 2019. 3. COUNCIL AUTHORISES THE CEO TO GRANT FURTHER EXTENSIONS OF TIME TO THE CONTRACTOR FOR FINANCIAL CLOSE AS REQUIRED. 4. THE REPORT REMAINS CONFIDENTIAL AND BE CERTIFIED BY THE CHAIRMAN AND CEO. 	COMPLETE NOT UTILISED
113	21 FEBRUARY 2019	<p>19.4 LIQUID WASTE PROJECT, RED HILL WASTE MANAGEMENT FACILITY (D2019/01562 (TAC) – D2019/02172)</p> <p>THAT COUNCIL DEFER THE ITEM TO A FUTURE COUNCIL MEETING AND REQUEST THE CEO HOLD A BRIEFING SESSION TO INTERESTED COUNCILLORS.</p>	COMPLETE
114	21 FEBRUARY 2019	<p>11.1 2019 AUSTRALIAN LANDFILL AND TRANSFER STATIONS CONFERENCE (D2019/01555 (TAC) – D2019/02833)</p> <p>THAT COUNCILLOR(S) LAVELL BE REGISTERED TO ATTEND THE 2019 AUSTRALIAN LANDFILL & TRANSFER STATIONS CONFERENCE BEING HELD IN BRISBANE FROM 26 TO 29 MARCH 2019.</p>	COMPLETE
115	21 FEBRUARY 2019	<p>11.1 TENDER 2018-006 SUPPLY OF ALTERNATIVE DAILY COVER (D2019/01065 (TAC) – D20189/02821)</p> <p>THAT</p> <ol style="list-style-type: none"> 1. COUNCIL AWARD TENDER 2018-006 TO ODOUR CONTROL SYSTEMS INTERNATIONAL (AUSTRALIA) LIMITED FOR THE PERIOD 1 MARCH 2019 TO 28 FEBRUARY 2022 IN ACCORDANCE WITH THEIR SUBMITTED PRICE SCHEDULE ATTACHED TO THIS REPORT WITH AN OPTION OF TWO (2) SINGLE YEAR EXTENSIONS, EXERCISABLE BY THE CEO SUBJECT TO SATISFACTORY PERFORMANCE. 2. THE CONTRACT RATES FOR TENDER 2018-006 BE ADJUSTED ANNUALLY USING THE CONSUMER PRICE INDEX FOR PERTH FOR THE PREVIOUS TWELVE MONTHS. 	AWARDED

DATE		97 RESOLUTIONS	STATUS
116	21 FEBRUARY 2019	<p>11.2 TENDER 2018-011 PROVISION OF LATERITIC CAPROCK QUARRYING SERVICE (D2019/01211 (TAC) – D2019/11342)</p> <p>THAT</p> <ol style="list-style-type: none"> 1. COUNCIL AWARD TENDER 2018-011 PROVISION OF LATERITIC CAPROCK QUARRYING SERVICE TO B&J CATALANO PTY LTD AT THE LISTED RATES FORMING THE ATTACHMENT TO THIS REPORT, FOR THE PERIOD 1 MARCH 2019 TO 28 FEBRUARY 2021, WITH AN OPTION FOR TWO (2) SINGLE YEAR EXTENSIONS, EXERCISABLE BY THE CEO SUBJECT TO SATISFACTORY PERFORMANCE. 2. THE CEO BE AUTHORISED TO ENTER INTO A CONTRACT WITH B&J CATALANO PTY LTD IN ACCORDANCE WITH THEIR SUBMITTED TENDER, SUBJECT TO ANY MINOR VARIATIONS THAT MAY BE AGREED ON BETWEEN THE CEO AND B&J CATALANO PTY LTD. 3. THE CONTRACT RATES FOR TENDER 2018-011 PROVISION OF LATERITIC CAPROCK QUARRYING SERVICE ARE ADJUSTED ANNUALLY AT EACH ANNIVERSARY OF THE CONTRACT BASED ON THE CONSUMER PRICE INDEX FOR PERTH OVER THE PREVIOUS TWELVE MONTHS. 	<p>AWARDED</p> <p>COMPLETE</p>
117	21 FEBRUARY 2019	<p>11.3 HAZELMERE WOODWASTE TO ENERGY PLANT, SUPERINTENDENT ROLE (D2019/01574 (TAC) – D2019/02825)</p> <p>THAT</p> <ol style="list-style-type: none"> 1. COUNCIL ACKNOWLEDGES THAT BECAUSE OF MONADELPHOUS ENGINEERING ASSOCIATES PTY LTD EXISTING INVOLVEMENT AND EXPERIENCE, IT HAS GOOD REASON TO BELIEVE THERE IS UNLIKELY TO BE ANY OTHER SUPPLIER WHO CAN PROVIDE A SIMILAR VALUE FOR MONEY OUTCOME TO COMPLETE THE REQUIREMENTS OF THE CONTRACT SUPERINTENDENT FOR THE HAZELMERE WOOD WASTE TO ENERGY PROJECT. 2. NOTES THE EXPENDITURE OF CONSULTING FEES TO THE VALUE INDICATED IN THE REPORT, REQUIRED TO COMPLETE THE SUPERINTENDING OF THE CONTRACT BY MONADELPHOUS ENGINEERING ASSOCIATES PTY LTD, TO BE FUNDED FROM THE SECONDARY WASTE RESERVE. 	<p>NOTED</p>
118	21 FEBRUARY 2019	<p>11.4 TENDER 2018-003 HAZELMERE RESOURCE RECOVERY PARK WEIGHBRIDGE UPGRADE (D2019/02350 (TAC) – D2019/02826)</p> <p>THAT</p> <ol style="list-style-type: none"> 1. COUNCIL ENDORSES THE AWARD OF TENDER 2018-003 FOR HAZELMERE RESOURCE RECOVERY PARK WEIGHBRIDGE UPGRADE TO ACCUCORP PTY LTD T/A ACCUWEIGH PTY LTD FOR THE SUM OF \$370,445 (EX GST). 2. COUNCIL ENDORSES THE OFFER FROM ACCUCORP PTY LTD T/A ACCUWEIGH PTY LTD TO UNDERTAKE WEIGHBRIDGE MAINTENANCE AND CALIBRATION SERVICES FOR TWO (2) YEARS FOR THE SUM OF \$10,190 (EX GST). 3. COUNCIL ENDORSES THE SUPPLY OF SPARE PARTS AS PER THE PRICE SCHEDULE ATTACHED TO THIS REPORT. 4. COUNCIL AUTHORISE A 15% CONTINGENCY ON THE CONTRACT SUM FOR CONTRACT VARIATIONS FOR TENDER 2018- 003. 	<p>AWARDED</p>



1.2 CEO EXERCISE OF DELEGATED POWERS AND DUTIES

REFERENCE: D2019/18483

PURPOSE OF REPORT

The purpose of this report is to present to Council a list of delegations exercised by the Chief Executive Officer (CEO) in accordance with Council's resolution of 24 March 2016.

KEY POINT(S)

- Council reaffirmed delegations to the CEO and Committees at its meeting of 24 March 2016 and requested a periodic report listing the items approved since the last Ordinary Council meeting.
- The delegations exercised since last reported to Council are detailed within this report.

SOURCE OF REPORT

Chief Executive Officer

BACKGROUND

At the Council meeting held on 24 March 2016 Council conducted its annual review of powers and/or discharge of its duties as delegated to the CEO and Committees, in accordance within s.5.46 of the *Local Government Act 1995*. (Ref: D2016/03708)

As part of that review Council resolved inter alia:

"THAT COUNCIL RECEIVES A REPORT DETAILING THE LIST OF ITEMS APPROVED UNDER DELEGATED AUTHORITY AS THEY ARISE AT THE NEXT ORDINARY MEETING OF COUNCIL."



Item 1.2 continued

REPORT

The following delegated powers or discharge of duties were exercised by the CEO.

Delegation Number	Date of Original Delegation	Description of Delegation	Details of Delegated Powers and Discharge of Duties
C4/2015	20/08/2015	That Council, by absolute majority, in accordance with Section 5.42(1) of the <i>Local Government Act 1995</i> , delegate authority, to the CEO, to invite tenders on its behalf.	Approved the issuing of tender RFT2019-006 Design, Supply, Install and Maintain a MAFS. This tender was advertised in the West Australian on 26/10/2019.
C4/2015	20/08/2015	That Council, by absolute majority, in accordance with Section 5.42(1) of the <i>Local Government Act 1995</i> , delegate authority, to the CEO, to invite tenders on its behalf.	Approved the issuing of an Expression of Interest EO12019-007 EMRC Food Organics, Garden Organics (FOGO) Processing. This tender was advertised in the West Australian on 16/11/2019.
C4/2015	20/08/2015	That Council, by absolute majority, in accordance with Section 5.42(1) of the <i>Local Government Act 1995</i> , delegate authority, to the CEO, to invite tenders on its behalf.	Approved the issuing of tender RFT2019-005 EMRC Strategic Review. This tender was advertised in the West Australian newspaper on 11/12/2019.
C3/2017	18/05/2017	That Council Grant the CEO delegated authority to accept quotations from HAAS or its authorised suppliers for the supply of spare parts and periodic equipment repairs of the HAAS timber grinder.	Purchase of spare parts for the HAAS Grinder, December 2019.
C4/2015	20/08/2015	That Council, by absolute majority, in accordance with Section 5.42(1) of the <i>Local Government Act 1995</i> , delegate authority, to the CEO, to invite tenders on its behalf.	Approved the issuing of tender RFT2020-001 Lots 8, 9 & 10 Preliminary Earthworks. This tender was advertised in the West Australian newspaper on 25/01/2020.

STRATEGIC/POLICY IMPLICATIONS

Key Result Area 3 - Good Governance

3.3 To provide responsible and accountable governance and management of the EMRC

FINANCIAL IMPLICATIONS

As reflected in monthly financial reports.

SUSTAINABILITY IMPLICATIONS

The delegations exercised were in accordance with Council's resolution for the benefit and sustainability of the EMRC and Perth's Eastern Region.



Item 1.2 continued

MEMBER COUNCIL IMPLICATIONS

Member Council	Implication Details
Town of Bassendean	} Nil
City of Bayswater	
City of Belmont	
City of Kalamunda	
Shire of Mundaring	
City of Swan	

ATTACHMENT(S)

Nil



1.3 REGIONAL SERVICES ACTIVITY REPORT OCTOBER TO DECEMBER 2019

REFERENCE: D2020/01392

PURPOSE OF REPORT

The purpose of this report is to provide a progress update on the activities undertaken by the Regional Services Directorate for the period 1 October 2019 to 31 December 2019.

KEY POINTS

Achievements highlighted for the period 1 October 2019 to 31 December 2019 include:

- All activities undertaken by the Environmental Services business unit for the ensuing period; and
- All activities undertaken by the Regional Development business unit for the ensuing period.

SOURCE OF REPORT

Chief Sustainability Officer

BACKGROUND

The Environmental Services and Regional Development business units partner with member Councils and key stakeholders to facilitate strategies, projects and activities and provide services (where appropriate) for the benefit and sustainability of Perth's Eastern Region.

Two advisory groups meet regularly to consider regional economic and integrated transport projects and initiatives and assist in guiding EMRC strategies. Representation from each participating member Council and the EMRC constitute each group's membership with an expanded membership of the Regional Integrated Transport Strategy Implementation Advisory Group including numerous key stakeholders with an interest in transport.

The two advisory groups currently operating are the:

- Economic Development Officers Group (EDOG); and
- Regional Integrated Transport Strategy Implementation Advisory Group (RITS IAG).

Regular progress reports are provided to advisory groups, committees and councils to ensure ongoing and effective communication.

REPORT

The progress report is provided below, firstly grouping the actions relevant to all councils, followed by those actions applicable to individual member Councils or participating Councils on Regional Services activity for the period 1 October 2019 to 31 December 2019.



Item 1.3 continued

Key Regional Actions (Relevant to all Councils)

- Collecting regional data for mapping Perth's Eastern Region Cycle Route and identifying the missing links in order to further advocate for the missing link.
- Provided access to both the REMPLAN and id.Profile statistical tools and prepared an Economic Report Card for the region.
- Developed a concept to progress a Small Business Forum on the subject of effective utilisation of Social Media and delivered the forum
- Prepared and disseminated media releases for local award-winning local businesses to help raise their profile in the wider community as part of the Business Exemplar program.
- Attended a WALGA Climate Change consultation session to discuss the Climate Change Issues Paper released by the state government.
- Held a RITS IAG quarterly meeting on 3 Dec with attendees from member Councils and key stakeholders, with guest speaker Lindsay Broadhurst, Main Roads WA, on the subject of 'Road Infrastructure Projects in Perth's Eastern Region'
- Attended WALGA's Climate Change session on implementing sustainable transport, including electric vehicles.
- Applied for a Road Safety Council grant for the Share the Space 2020 campaign through Australian Government's Grant Connect initiative and prepared a project brief with a focus on disability, aged population and frequently asked questions.
- Meetings held with Lotterywest around regional events and opportunities for grant funding to trial autonomous vehicle.
- Attended the Western Roads Federation's WA Freight and Logistics Conference.
- Regional Road Safety Action Plan has been approved by the CEOAC and the Council. The plan has been endorsed by the RITS Implementation Advisory Committee. Printed and electronic copies are now available.
- Commenced discussion with School Drug Education and Road Aware for Road Safety Awareness among youth.
- Attended the LinkWA meeting to worked out best possible freight outcomes for the extended region.
- Attracting Business Investment research, consultation and briefing notes have been delivered.
- Hosted an EDOG meeting on 10 December 2019, with guest presenter Darren Gillespie from the Department of Jobs, Tourism, Science and Innovation.
- Research, stakeholder consultation and milestone briefing note were delivered for the Business Attraction booklet project. Request for feedback on the briefing note were sent to Member Councils for input.
- Acquittal was submitted and processed for the 2019 Avon Descent. Grant funds were distributed to Councils based on the acquittal and application prepared and submitted early December to Lotterywest for the 2020 Avon Descent
- Hello Spring Events were shared on our social media platforms. The Hello Spring Campaign ceased online at the end of Nov, which saw approximately 30 events posted.
- Updated the EMRC's website perthseasternregion.com.au with information, workshops and events occurring in the region such as Bush Skills 4 Youth and Bush Skills for the Hills, the Greenpage Newsletter and events occurring in participating member Council areas.

Town of Bassendean

- Completed the Water Data Analysis Report and Water Data Snapshot for the Town. Attended Quarterly performance review for the Town of Bassendean.
- Continued to work with the Town of Bassendean to develop the 'Climate Risk Synthesis Report'.
- Completed the Emission Data Analysis Report and Emission Data Snapshot for the Town.
- Developed a proposal for Stage 4 of the Understanding Flood Risk project and sent to stakeholders and participating Councils for review.
- Developed an RFQ to obtain costs and complete the proposed Stage 4 deliverables. Planned a session to bring in participating Councils to discuss the Proposal and gather feedback for February 2020.
- Benchmarking Building Efficiency (BBE) Project award to Consulting Australia as the Consultants to carry out Phase 1 and 2 of the energy audits and hosted a kick-off meeting and subsequent meeting with the BBE Consultant to progress the project.



Item 1.3 continued

- Collated energy data from Azility on behalf of the Town for the BBE project.
- Facilitated BBE data sharing between the Consultant and the Town.

City of Bayswater

- Developed a proposal for Stage 4 of the Understanding Flood Risk project and sent to stakeholders and participating Councils for review.
- Developed an RFQ to obtain costs and complete the proposed Stage 4 deliverables.
- BBE Project award to Consulting Australia as the Consultants to carry out Phase 1 and 2 of the energy audits and hosted a BBE kick-off meeting and subsequent meeting with the Consultant to progress the project.
- Facilitated data sharing between the BBE Consultant and the City.
- Secured a letter of support from the City for the Forrestfield Airport Link (FAL) "Your Move" program and sent it to the Department of Transport for their submission to state government for budgeting purposes.

City of Belmont

- Completed the Water Data Analysis Report and Water Data Snapshot for the City.
- Attended Quarterly performance review for City of Belmont.
- Completed the Emission Data Analysis Report and Emissions Data Snapshot for the City.
- Developed a proposal for Stage 4 of the Understanding Flood Risk project and sent to stakeholders and participating Councils for review.
- Developed an RFQ to obtain costs and complete the proposed Stage 4 deliverables.
- BBE Project award to Consulting Australia as the Consultants to carry out Phase 1 and 2 of the energy audits and hosted a BBE kick-off meeting and subsequent meeting with the Consultant to progress the project.
- Collated energy data from Azility on behalf of the City for the BBE project.
- Facilitated BBE data sharing between the Consultant and City of Belmont
- Secured a letter of support from the City of Belmont for FAL "Your Move" program and sent it to the Department of Transport for their submission to state government for budgeting purposes.
- Invitations were sent to awards winners from the City of Belmont through the Belmont Business Enterprise Centre (BEC) to be part of the Business Exemplar program.
- Prepared and disseminated media releases for local award-winning local businesses to help raise their profile in the wider community.

City of Kalamunda

- Presented on the "Farm Dams as Refuges in a Drying Climate" operating in the City, at the State NRM and Coastal Conference.
- Provided Environmental Project Officer in-situ support to the City of Kalamunda one day per week.
- Provided information and letters to residents living adjacent Gooseberry Hill NP concerning Saffron Thistle outbreak (*Carthamus lanatus*).
- Attended a walk with Helena River Catchment Group to assess the regeneration of a Threatened Ecological Community (TEC) after a burn.
- Aided Friends of Glen Park to engage Conservation Volunteers in a weeding day.
- Collected and delivered plant stocks for LHA planting days in the Lower Helena floodplain.
- Attended Catchment Group meetings with Friends of Piesse Brook.
- Hosted an End of Year Volunteer Celebration Event to thank volunteers working in the region.
- Delivered two Bush Skills for the Hills workshops – Black Cockatoo Reserves and Native Grasses with Una.
- Commenced developing the Bush Skills for the Hills program for 2020.
- Secured a letter of support from the City of Kalamunda for FAL "Your Move" program and sent it to the Department of Transport for their submission to state government for budgeting purposes;
- Invitations were sent to awards winners from the City of Kalamunda through the Belmont Business Enterprise Centre (BEC) to be part of the Business Exemplar program.
- Prepared and disseminated media releases for local award-winning local businesses to help raise their profile in the wider community.



Item 1.3 continued

Shire of Mundaring

- Presented on the “Farm Dams as Refuges in a Drying Climate” operating in the Shire, at the State NRM and Coastal Conference.
- Provided Environmental Project Officer in-situ support to the Shire of Mundaring one day per week.
- Received confirmation of successful Community Rivercare Program grant applications developed for Katharine Street River Gang and Friends of Lion Mill Creek, focusing on weed control and revegetation projects.
- Supported Katharine Street River Gang at site visits with DBCA to discuss successful CRP grant funded projects.
- Assisted the Shire to commence their contracting process for their State NRM grant for their Broz Park Wetland Restoration Project.
- Conducted a private landholder consultation in the Shire to discuss weed control and revegetation options.
- Attended a walk with Helena River Catchment Group to assess the regeneration of a Threatened Ecological Community (TEC) after a burn.
- Aided the Friends of Glen Park to engage Conservation Volunteers in a weeding day.
- Attended Catchment Group meetings with Lower Helena Association (LHA), Helena River Catchment Group.
- Hosted an End of Year Volunteer Celebration Event to thank volunteers working in the region.
- Delivered two Bush Skills for the Hills workshops – Black Cockatoo Reserves and Native Grasses with Una.
- Organised and attended a planting day at Cookes Brook.
- Attended and hosted nature walks at Lake Leschenaultia in the Shire.
- Attended WHIM festival to promote Wooroloo Brook and Jane Brook Catchment Groups.
- Prepared article in Chidlow Chatter and worked with Jane Brook catchment group to develop new flyer.
- Site Visits undertaken in Wooroloo and Mount Helena in the Shire.
- Developing the Scott’s Spot project in the Shire.
- Promoted Wooroloo Brook Catchment Group at the Shire’s Lake Leschenaultia event.
- Prepared flyers and articles for events and promotion of Wooroloo Brook catchment in the Shire.
- Completed the Water Data Analysis Report and Water Data Snapshot for the Shire.
- Attended Smart meter Reading Masterclass on behalf of the Shire.
- Attended Quarterly performance review for Shire of Mundaring.
- Completed the Water Data Analysis Report and Water Data Snapshot for the Shire.
- BBE Project award to Consulting Australia as the Consultants to carry out Phase 1 and 2 of the energy audits and hosted a BBE kick-off meeting and subsequent meeting with the Consultant to progress the project.
- Collated BBE energy data from Azility on behalf of Shire of Mundaring and facilitated BBE data sharing between the Consultant and the Shire of Mundaring.

City of Swan

- Presented on the “Farm Dams as Refuges in a Drying Climate” operating in the City, at the State NRM and Coastal Conference.
- Provided Environmental Project Officer in-situ support to the City of Swan one day per week.
- Received confirmation of successful Community Rivercare Program grant applications developed for Friends of Wangalla Brook, focusing on weed control and revegetation projects.
- Supported Friends of Wangalla Brook at site visits with DBCA to discuss successful CRP grant funded projects..
- Mentored an Edith Cowan University Masters Student to assist with the preparation of two Dept. of Communities Community Environment Grants for the Friends of Wangalla Brook to implement a weed control and revegetation project and a Noongar heritage trail and interpretation project. Weed control/revegetation grant successful.
- Attended Waugal Lagoon site visit with City of Swan to provide assistance with DBCA riverbank grant.
- Attended a walk with Helena River Catchment Group to assess the regeneration of a Threatened Ecological Community (TEC) after a burn.
- Collected and delivered plant stocks for LHA planting days in the Lower Helena floodplain.



Item 1.3 continued

- Attended Catchment Group meetings with Lower Helena Association and Helena River Catchment Group.
- Hosted an End of Year Volunteer Celebration Event to thank volunteers working in the region.
- Delivered two Bush Skills for the Hills workshops – Black Cockatoo Reserves and Native Grasses with Una.
- Attended WHIM festival to promote Wooroloo Brook Catchment Group.
- Organised and attended a Cultural and Nature walk at Gidgegannup Reserve 2145 in City of Swan.
- Prepared flyers and articles for events and promotion of Wooroloo Brook catchment in City of Swan.
- Submitted Waterwise Council Reporting for Gold re-endorsement on behalf of City of Swan.
- Completed the Water Data Analysis Report f and Water Data Snapshot for the City.
- Developed a proposal for Stage 4 of the Understanding Flood Risk project and sent to stakeholders and participating Councils for review and developed an RFQ to obtain costs and complete the proposed Stage 4 deliverables.
- Project award to BBE Consulting Australia as the Consultants to carry out Phase 1 and 2 of the energy audits and hosted a BBE kick-off meeting and subsequent meeting with the Consultant to progress the project.
- Facilitated BBE data sharing between the Consultant and the City and organised BBE site visits for the start of the new year.

STRATEGIC/POLICY IMPLICATIONS

Key Result Area 1 – Environmental Sustainability

- 1.5 To contribute towards improved regional air, water and land quality and regional biodiversity conservation and address climate change

Key Result Area 2 – Economic Development

- 2.1 To facilitate and advocate for increased investment in regional infrastructure
- 2.2 To facilitate and advocate for regional economic development activities
- 2.3 To facilitate regional cultural and recreational activities

Key Result Area 3 – Good Governance

- 3.1 To provide advice and advocacy on issues affecting Perth's Eastern Region
- 3.2 To manage partnerships and relationships with stakeholders

FINANCIAL IMPLICATIONS

The funding to facilitate projects is developed and agreed with member Councils as part of the annual budget process.

SUSTAINABILITY IMPLICATIONS

The Regional Services Directorate operates to pursue environmental, economic and social growth outcomes for Perth's Eastern Region.



Item 1.3 continued

MEMBER COUNCIL IMPLICATIONS

Member Council

Town of Bassendean
City of Bayswater
City of Belmont
City of Kalamunda
Shire of Mundaring
City of Swan

Implication Details

Participating member Council officer time on the two advisory groups:
EDOG and RITS IAG.

ATTACHMENT(S)

Nil



1.4 CORPORATE BUSINESS PLAN 2019/2020 TO 2023/2024 PROGRESS REPORT OCTOBER TO DECEMBER 2019

REFERENCE: D2020/18484

PURPOSE OF REPORT

The purpose of this report is to provide a progress update against activities identified within EMRC's Corporate Business Plan 2019/2020 - 2023/2024 for the period October to December 2019.

KEY POINTS AND RECOMMENDATION(S)

- Section 5.56(1) and (2) of the Local Government Act 1995 requires that each local government is 'to plan for the future of the district', by developing plans in accordance with the regulations.
- The Local Government (Administration) Regulations 1996 specify that a 'plan for the future' comprises of the following:
 - A Strategic Community Plan – a minimum 10 year timeframe; and
 - A Corporate Business Plan – a four to five year plan, which translates the 10 year strategic plan into operations.
- Council adopted the EMRC's Strategic Community Plan titled 10 Year Strategic Plan 2017 – 2027 on 18 August 2016 for implementation from 1 July 2017 onwards (Ref: D2016/10193).
- Council adopted the EMRC's Corporate Business Plan 2018/2019 – 2022/2023 on 21 June 2018.
- Council adopted the revised EMRC's Corporate Business Plan 2019/2020 – 2023/2024 on 20 June 2019.
- The attachment to this report provides a progress report against activities identified within the Corporate Business Plan 2019/2020 - 2023/2024 for the period October to December 2019.

SOURCE OF REPORT

Chief Sustainability Officer

BACKGROUND

Section 5.56(1) and (2) of the *Local Government Act 1995* require that each local government is 'to plan for the future of the district', by developing plans in accordance with the regulations. The *Local Government (Administration) Regulations 1996* specify that a 'plan for the future' comprises of the following:

- A Strategic Community Plan – a minimum 10 year timeframe; and
- A Corporate Business Plan – a four to five year plan, which translates the 10 year strategic plan into operations.

Council adopted the EMRC's Strategic Community Plan titled 10 Year Strategic Plan 2017 – 2027 on 18 August 2016 for implementation from 1 July 2017 onwards (Ref: D2016/10193).

Council adopted the EMRC's Corporate Business Plan 2018/2019 – 2022/2023 on 21 June 2018 (Ref: D2018/05498).

Council adopted the EMRC's Corporate Business Plan 2019/2020 – 2023/2024 on 20 June 2019 (Ref: D2019/09652), for activities progressed from 1 July 2019 onwards.



Item 1.4 continued

REPORT

The *10 Year Strategic Plan 2017 – 2027* guides, at a strategic level, the direction that the EMRC will take over the next ten years towards achievement of its vision: *“To be a responsive and innovative leader in assisting Perth’s Eastern Region to be a great place to live, work, play and do business.”*

The Corporate Business Plan 2019/2020 – 2023/2024 has been developed to articulate the strategic direction into operational activities. It is designed to ensure that the organisation as a whole is able to deliver on Council’s high level priorities, and summarises the services, operations and projects EMRC will deliver over the next five years, commencing as of 1 July 2019.

The attachment to this report provides the quarterly progress report against activities identified within the Corporate Business Plan 2019/2020 - 2023/2024 for the period October to December 2019.

STRATEGIC/POLICY IMPLICATIONS

Key Result Area 3 – Good Governance

- 3.3 To provide responsible and accountable governance and management of the EMRC
- 3.4 To continue to improve financial and asset management practices

FINANCIAL IMPLICATIONS

As reflected in budgets and long term financial plans.

SUSTAINABILITY IMPLICATIONS

The Corporate Business Plan 2019/2020 - 2023/2024 identified projects, programs and services for the benefit and sustainability of Perth’s Eastern Region.

MEMBER COUNCIL IMPLICATIONS

Member Council	Implication Details
Town of Bassendean	} Nil
City of Bayswater	
City of Belmont	
City of Kalamunda	
Shire of Mundaring	
City of Swan	

ATTACHMENT(S)

Corporate Business Plan 2019/2020 - 2023/2024 Half yearly Progress Report for the period October to December 2019 (Ref: D2020/01391)



CORPORATE BUSINESS PLAN 2019/2020 - 2023/2024

PROGRESS REPORT

October to December 2019

INTRODUCTION

The Eastern Metropolitan Regional Council's (EMRC) Integrated Planning Framework has been developed to ensure that programs and services are being delivered in alignment with the strategic priorities of EMRC's key stakeholders.

The **10 Year Strategic Plan 2017 to 2027** identifies the overarching outcomes that the EMRC Council aspires to achieve.

The newly adopted **Corporate Business Plan 2019/2020 – 2023/2024** (Corporate Business Plan) is used to drive operational activities and is aligned to the priorities identified in the 10 Year Strategic Plan. These two comprise EMRC's Plan for the Future. Strategic high level plans guide development of actions which are prioritised during annual business planning workshops, and resourced through the annual budget.

Council adopted the latest EMRC's Corporate Business Plan on 20 June 2019 (Ref: D2019/09730) The Corporate Business Plan is built on the foundation of three strategic Key Result Areas (KRA) identified within the 10 Year Strategic Plan 2017 to 2027. The Corporate Business Plan sets out the actions that staff will undertake to deliver on Council's strategic priorities.

Reports against the Corporate Business Plan provide Council with information on progress in relation to the achievement of projects and programs developed to achieve Council's vision "*To be a responsive and innovative leader in assisting Perth's Eastern Region to be a great place to live, work, play and do business*".

Updates against the Corporate Business Plan for the period July to September 2019 are contained within this document and are against the previously adopted Plan.

MARCUS GEISLER
Chief Executive Officer

KEY RESULT AREA 1 - ENVIRONMENTAL SUSTAINABILITY

1.1 TO PROVIDE SUSTAINABLE WASTE DISPOSAL OPERATIONS

1.1.1 Minimise the Environmental Impact of Waste Management Operations

PROJECTS/ACTIONS	QUARTER	COMMENTS
Leachate Project (transfer leachate from Class IV and recommission)	July - September 2019	<ul style="list-style-type: none"> No pumping occurring due to adverse weather conditions of winter, pumping will recommence once the weather permits. The Class IV cell is ready at present to accept small quantities of waste.
	October -December 2019	<ul style="list-style-type: none"> Transfer of leachate resumed from the Class IV to the new leachate ponds for evaporation. As of the end of December, almost all the leachate has been transferred and the Class IV cell has been recommissioned to accept Class IV waste. As a bonus due to the extended hot weather leachate evaporation rates have been extremely high.
	January - March 2020	<ul style="list-style-type: none">
	April - June 2020	<ul style="list-style-type: none">
Construct Class III leachate pond	July -September 2019	<ul style="list-style-type: none"> Completed December 2018
	October - December 2019	<ul style="list-style-type: none"> Nil
	January - March 2020	<ul style="list-style-type: none">
	April - June 2020	<ul style="list-style-type: none">
Construct storm water and siltation ponds as required	July - September 2019	<ul style="list-style-type: none"> None required this quarter.
	October - December 2019	<ul style="list-style-type: none"> None required this quarter
	January - March 2020	<ul style="list-style-type: none">
	April - June 2020	<ul style="list-style-type: none">
Rehabilitate former landfill cells	July - September 2019	<ul style="list-style-type: none"> Nil action this quarter
	October - December 2019	<ul style="list-style-type: none"> Nil action this quarter
	January - March 2020	<ul style="list-style-type: none">
	April - June 2020	<ul style="list-style-type: none">
Prepare and submit annual Monitoring and Compliance Reports: <ul style="list-style-type: none"> Red Hill Hazelmere Offset Compliance 	July - September 2019	<ul style="list-style-type: none"> Nil action this quarter
	October - December 2019	<ul style="list-style-type: none"> Nil action this quarter
	January - March 2020	<ul style="list-style-type: none">
	April - June 2020	<ul style="list-style-type: none">

PROJECTS/ACTIONS	QUARTER	COMMENTS
Prepare National Greenhouse and Energy (NGERS) report	July - September 2019	• Nil action this quarter
	October - December 2019	• NGERS report submitted to the Clean Energy Regulator on 22/10/2019
	January - March 2020	•
	April - June 2020	
Prepare National Pollutants Inventory Report (NPI)	July - September 2019	• NPI Report submitted to the Clean Energy Regulator on 27 September prior to deadline of 30 September 2019.
	October - December 2019	• Nil action this quarter
	January - March 2020	•
	April - June 2020	•
Implement Offset Program (Lots 501 and 82)	July - September 2019	• Ongoing management of weeds.
	October - December 2019	• Ongoing management undertaken including regular fence/gate inspections, nest box inspections, assessment/survey of revegetation sites, fox trapping and native fauna survey.
	January - March 2020	•
	April - June 2020	•
Transition the Environmental Management System for the Red Hill Waste Management Facility from ISO 14001:2004 to ISO 14001:2015	July - September 2019	• Nil action this quarter. This action was successfully completed in February 2019.
	October - December 2019	• Nil action this quarter. This action was successfully completed in February 2019.
	January - March 2020	•
	April - June 2020	•
		•

1.1.2 Provide a Waste Disposal Service at Red Hill Waste Management Facility

PROJECTS/ACTIONS	QUARTER	COMMENTS
Operate Red Hill Waste Management Facility	July - September 2019	<ul style="list-style-type: none"> The Red Hill Waste Management Facility continues to operate in compliance with our Department of Water & Environmental Regulation (DWER) Licence Conditions. The DWER carried out a Landfill Levy and Compliance Inspection in September 2019 and the site passed the audit with no non-compliance issues raised.
	October - December 2019	<ul style="list-style-type: none"> The Red Hill Waste Management Facility continues to operate in compliance with our Department of Water & Environmental Regulation (DWER) Licence Conditions. The DWER carried out a Landfill Levy and Compliance Inspection in November 2019 and the site passed the audit with no non-compliance issues raised.
	January - March 2020	•
	April - June 2020	•

PROJECTS/ACTIONS	QUARTER	COMMENTS
Construct site infrastructure as required	July - September 2019	<ul style="list-style-type: none"> Minor drainage works upgraded to new greenwaste pad. New compost storage area under construction as a variation of the Stage 14 works.
	October - December 2019	<ul style="list-style-type: none"> Hardstand constructed within the Class IV cell to facilitate the stabilisation of Class IV / V PFAS contaminated soils to Class III for disposal in Stage 15 Class III cell.
	January - March 2020	<ul style="list-style-type: none">
	April - June 2020	<ul style="list-style-type: none">
Resolve potential fire ban closure Red Hill with Minister of Environment	July - September 2019	<ul style="list-style-type: none"> Nil action this quarter.
	October - December 2019	<ul style="list-style-type: none"> Nil action this quarter.
	January - March 2020	<ul style="list-style-type: none">
	April - June 2020	<ul style="list-style-type: none">
		<ul style="list-style-type: none">
Undertake Greenwaste (MGB) Audit	July - September 2019	<ul style="list-style-type: none"> Complete, report has been issued to Bayswater to review.
	October - December 2019	<ul style="list-style-type: none"> Nil action this quarter.
	January - March 2020	<ul style="list-style-type: none">
	April - June 2020	<ul style="list-style-type: none">
Establish Liquid Waste Processing Plant	July - September 2019	<ul style="list-style-type: none"> Documentation submitted to regulators for approval of Lot 10 to be included as part of Ministerial Statement 274 for the establishment of a liquid waste facility.
	October - December 2019	<ul style="list-style-type: none"> Nil this quarter
	January - March 2020	<ul style="list-style-type: none">
	April - June 2020	<ul style="list-style-type: none">
Construct Class III Stage 14	July - September 2019	<ul style="list-style-type: none"> Stage 14 commenced construction late September 2019 and due for completion March 2020.
	October - December 2019	<ul style="list-style-type: none"> Stage 14 has been delayed as a result of encountering dolerite rock within the excavation. Drilling and blasting of the rock commenced late December to be completed at the end of Feb. This has caused delays of between 4 and 6 weeks. Lining is due to commence early March with completion in April 2020.
	January - March 2020	<ul style="list-style-type: none">
	April - June 2020	<ul style="list-style-type: none">
Construct Class III Cell Stage 15B	July - September 2019	<ul style="list-style-type: none"> Complete March 2019
	October - December 2019	<ul style="list-style-type: none"> Complete March 2019
	January - March 2020	<ul style="list-style-type: none">
	April - June 2020	<ul style="list-style-type: none">

PROJECTS/ACTIONS	QUARTER	COMMENTS
Design and Construct Class IV Cell (Stage 2)	July - September 2019	<ul style="list-style-type: none"> Recommendation report received from our consultants stating how to proceed with reopening the Class IV Stage 2 cell once all the leachate has been removed and full access is achieved. This will be implemented once the cell has been drained of leachate.
	October - December 2019	<ul style="list-style-type: none"> The Class IV cell has been recommissioned and remediation plan has been implemented to install new protection geotextiles as the cell is filled. Class IV waste can now be accepted for disposal at the facility.
	January - March 2020	<ul style="list-style-type: none">
	April - June 2020	<ul style="list-style-type: none">
Construct drainage diversion and earthworks infrastructure, as required	July - September 2019	<ul style="list-style-type: none"> None this quarter
	October - December 2019	<ul style="list-style-type: none"> None this quarter
	January - March 2020	<ul style="list-style-type: none">
	April - June 2020	<ul style="list-style-type: none">
Construct water storage dams	July - September 2019	<ul style="list-style-type: none"> None this quarter
	October - December 2019	<ul style="list-style-type: none"> None this quarter
	January - March 2020	<ul style="list-style-type: none">
	April - June 2020	<ul style="list-style-type: none">

1.1.3 Review and Implement the Red Hill Development Plan

PROJECTS/ACTIONS	QUARTER	COMMENTS
Review and Update Red Hill Development Plan	July - September 2019	<ul style="list-style-type: none"> Draft report complete requires final internal review before completion by Consultants.
	October - December 2019	<ul style="list-style-type: none"> No action taken this quarter due to additional changes to be added to the plan such as PFAS mono-cell, future Class IV cell. To be reviewed February/March 2020.
	January - March 2020	<ul style="list-style-type: none">
	April - June 2020	<ul style="list-style-type: none">

1.1.4 Operate Member Councils' Waste Transfer Stations where applicable

PROJECTS/ACTIONS	QUARTER	COMMENTS
Operate Shire of Mundaring Transfer	July - September 2019	<ul style="list-style-type: none"> Operation of transfer stations carried as normal with no issues or concerns raised this quarter.
	October - December 2019	<ul style="list-style-type: none"> The EMRC continued operating the Shire of Mundaring Transfer Stations ensuring an effective service for the Shire of Mundaring community.
	January - March 2020	<ul style="list-style-type: none">
	April - June 2020	<ul style="list-style-type: none">

1.2 TO IMPROVE REGIONAL WASTE MANAGEMENT

1.2.1 Collect, Manage and Dispose of Problematic Waste in the Region in a sustainable manner

PROJECTS/ACTIONS	QUARTER	COMMENTS
Implement the Household Hazardous Waste Program	July - September 2019	<ul style="list-style-type: none"> The Household Hazardous Waste Collection Program continued at the Facility with our quarterly collection by the WALGA Contractor completed in July 2019 with a total of 5.15 tonnes of HHW collected and 5.95 tonnes of Paint collected under the Federal Paintback Program for this period.
	October - December 2019	<ul style="list-style-type: none"> The Household Hazardous Waste Collection Program continued at the Facility with our quarterly collection by the WALGA Contractor completed in December with a total of 9.20 tonnes of HHW collected and 8.95 tonnes of Paint collected under the Federal Paintback Program for this period. This is the highest amount collected in a 3 month period.
	January - March 2020	<ul style="list-style-type: none">
	April - June 2020	<ul style="list-style-type: none">
Implement the Battery Collection Program	July - September 2019	<ul style="list-style-type: none"> 3,353.2 kg of batteries were collected at public places and 1630.3 kg were collected from schools. 519.8 kg of CFL (compact florescent lighting) was collected from public places. A battery collection container and a poster were provided to Ellenbrook School of Early Learning, however the EMRC will not provide a collection service to the centre. Five new schools enrolled into the program; Cyril Jackson Senior Campus Education Support Centre, Stratton Out of School Care, John Forrest Secondary College and St Columbas Primary School.
	October - December 2019	<ul style="list-style-type: none"> 3,131.8 kg of batteries were collected at public places and 2,338.1 kg were collected from schools. 452.4 kg of CFL (compact florescent lighting) was collected from public places.
	January - March 2020	<ul style="list-style-type: none">
	April - June 2020	<ul style="list-style-type: none">

1.2.2 Continue the Waste Education Program and Align this to New Operations and Resource Recovery

PROJECTS/ACTIONS	QUARTER	COMMENTS
Develop the Waste and Recycling Guide and distribute to member Councils	July - September 2019	<ul style="list-style-type: none"> All 2019/20 Waste and Recycling guide distribution was completed by five member councils. New measures were implemented to streamline the approval process this year. Discussions are underway regarding an online platform to complement the paper version of the guide.
	October - December 2019	<ul style="list-style-type: none"> Member Councils requested to look at changes required in preparation for 20/21 Guide production process.
	January - March 2020	<ul style="list-style-type: none">
	April - June 2020	<ul style="list-style-type: none">
Review and Implement the Waste Education Strategy	July - September 2019	<ul style="list-style-type: none"> With the WA Waste Strategy now released, work was undertaken to align in with it. RWESG members have been asked to provide specific information. WMCRG will review draft in October and provide feedback. This feedback will be incorporated and an updated document will be made available.
	October - December 2019	<ul style="list-style-type: none"> WMCRG have reviewed draft and provided feedback. This feedback has been incorporated and an updated document will be sent back to RWESG to finalise.
	January - March 2020	<ul style="list-style-type: none">
	April - June 2020	<ul style="list-style-type: none">
Develop and deliver waste education resources and tools at workshops and events to support behaviour change	July - September 2019	<ul style="list-style-type: none"> Waste Education Loan Resources utilisation: Loan Boxes – Paper Making Loan Box borrowed by Falls Road Primary School July/August; WHY cages + drink filter stations for the Perth Royal Show - 27 September - 7 October 2019; and RGANG Mannequins – borrowed by City of Swan from April 2018 onwards. Events attended: Two school visits, consisting of incursions, a waste audit and presentations. Two community events attended. Waste Education officers attended the Royal Show with other regional councils. Earth Carer volunteers helped staff throughout the week. 12 event planning/network/working group/promotion events were attended by Waste Education. Community tree planting day held at Red Hill on 10 July 2019, with 500 native tubestock planted by 34 participants and included a site tour and activities in the education centre. Website, Fact Sheets and Brochures The website (RGang) has had a number of page updates completed. Correct versions of all W&R Guides are now online. Pages are being updated and condensed as time allows, with a number of old pages removed and new pages created. Input was provided to the City of Bayswater regarding the development of posters for their publicly located recycling stations.

PROJECTS/ACTIONS	QUARTER	COMMENTS
	October - December 2019	<ul style="list-style-type: none"> Waste Education Loan Resources utilisation: <ul style="list-style-type: none"> RGANG Mannequins – borrowed by City of Swan from April 2018 onwards; WHY? cages + drink filter stations for the Perth Royal Show – 27 September – 7 October 2019; Bark in the Park Festival: Waste sorting & reduction banners, posters & flyers – 20 October 2019; Waste Audit Loan Kit borrowed by Malaga Australian Post – 23 October – 31 October 2019; Mini Bin Sorting Loan Box borrowed by Bayswater Primary School - 4 November – 22 November 2019; Waste Audit Loan Kit borrowed by Mary's Mount Primary School – 11 November – 17 November 2019; and Waste Audit Loan Kit borrowed by Walliston Primary School – 9 December 2019. Events attended: <ul style="list-style-type: none"> Five school visits, consisting of an event/festival, waste audits and waste minimisation discussions. Three community events attended. 21 event planning/network/working group/promotion events were attended by Waste Education. Input was provided to the City of Swan regarding their publicly located recycling stations.
	January - March 2020	•
	April - June 2020	•
Facilitate the Earth Carer's Training Course	July - September 2019	<ul style="list-style-type: none"> The next course is scheduled to run from 15 October - 5 November 2019. Expressions of Interest were open via the RGang website in May and registrations for the course opened on September. Participants of the May course who missed one or more sessions have been invited to complete those sessions which will enable them to graduate from the course.
	October - December 2019	<ul style="list-style-type: none"> Nineteen people graduated as part of the Earth Carers program in November 2019. Overall satisfaction was high with two (2) emails of commendation received following the conclusion of the course. Rates of participation remain consistent, with an average of 28 attendees per session and 86% attending 5 sessions out of 6.
	January - March 2020	•
	April - June 2020	•

PROJECTS/ACTIONS	QUARTER	COMMENTS
Support WA Waste Initiatives regarding: <ul style="list-style-type: none"> • Container Deposit Scheme • Illegal Dumping • Plastic Bag Ban 	July - September 2019	<ul style="list-style-type: none"> • Attended the following working groups: <ul style="list-style-type: none"> - Reducing Illegal Dumping (RID) Working Group. - Container Deposit Scheme (CDS) Working Group. - Consistent Communications Collective meetings. - Consultation workshops on the implementation of the Container Deposit Scheme. - Waste Educators Networking Group meetings. • 2 staff attended facilitated tour to Queensland to visit CDS refund points as part of the WARRRL container deposit request for refund point submission.
	October - December 2019	<ul style="list-style-type: none"> • Attended the following working groups: <ul style="list-style-type: none"> - Container Deposit Scheme (CDS) meetings. - Consistent Communications Collective meetings. - Waste Plan Development Workshop. - Waste Educators Networking Group meetings.
	January - March 2020	•
	April - June 2020	•
Promote and Coordinate Waste Education Tours	July - September 2019	<ul style="list-style-type: none"> • Red Hill Guided Tours and Education Centre <ul style="list-style-type: none"> - July - 4 tours, 143 attended - August - 6 tours, 292 attended - September - 1 tour, 34 attended
	October - December 2019	<ul style="list-style-type: none"> • Red Hill Guided Tours and Education Centre <ul style="list-style-type: none"> - October - 3 tours, 90 attended - November - 2 tours, 70 attended - December - 4 tour, 149 attended
	January - March 2020	•
	April - June 2020	•

1.2.3 Provide a Waste Management Advisory Service

PROJECTS/ACTIONS	QUARTER	COMMENTS
Undertake contaminated sites investigations (where required)	July - September 2019	<ul style="list-style-type: none"> Ongoing site investigations being undertaken for various external clients.
	October - December 2019	<ul style="list-style-type: none"> Provided waste management consultancy service to several clients including assessment, treatment and disposal of contaminated waste.
	January - March 2020	<ul style="list-style-type: none">
	April - June 2020	<ul style="list-style-type: none">
Provide environmental consultancy service to member Councils and other clients (where required)	July - September 2019	<ul style="list-style-type: none"> Preliminary site investigation completed for City of Bayswater.
	October - December 2019	<ul style="list-style-type: none"> Nil action this quarter.
	January - March 2020	<ul style="list-style-type: none">
	April - June 2020	<ul style="list-style-type: none">

1.3 TO PROVIDE RESOURCE RECOVERY AND RECYCLING SOLUTIONS IN PARTNERSHIP WITH MEMBER COUNCILS

1.3.1 Establish a Resource Recovery Facility (RRF)

PROJECTS/ACTIONS	QUARTER	COMMENTS
Implement Council resolution relating to RRF tender	July - September 2019	<ul style="list-style-type: none"> Contractor is proceeding towards financial close, EPC contract awarded, site works commenced.
	October - December 2019	<ul style="list-style-type: none"> Financial close achieved in December following signing of the financier side deed
	January - March 2020	<ul style="list-style-type: none">
	April - June 2020	<ul style="list-style-type: none">
Prepare Annual Report on Ministerial Conditions for the RRF	July - September 2019	<ul style="list-style-type: none"> Nil action this quarter.
	October - December 2019	<ul style="list-style-type: none"> Nil action this quarter.
	January - March 2020	<ul style="list-style-type: none">
	April - June 2020	<ul style="list-style-type: none">
Investigate modular model options for an Anaerobic Digestion Plant at the Red Hill Waste Management Facility	July - September 2019	<ul style="list-style-type: none"> Nil action this quarter.
	October - December 2019	<ul style="list-style-type: none"> Included as part of the EOI for a FOGO Processing Facility at Red Hill.
	January - March 2020	<ul style="list-style-type: none">
	April - June 2020	<ul style="list-style-type: none">

1.3.2 Develop the Hazelmere Resource Recovery Park (HRRP)

PROJECTS/ACTIONS	QUARTER	COMMENTS
Implement Hazelmere Development Plan	July - September 2019	<ul style="list-style-type: none"> Site development plan updated to incorporate concept plan for Waste Transfer Station and Community Recycle Centre.
	October - December 2019	<ul style="list-style-type: none"> Ongoing.
	January - March 2020	<ul style="list-style-type: none">
	April - June 2020	<ul style="list-style-type: none">
Research and scope Community Transfer Station and Community Reuse Store	July - September 2019	<ul style="list-style-type: none"> Concept Plan in development. DWER works approval under development.
	October - December 2019	<ul style="list-style-type: none"> Concept plan development complete, Works Approval application underway.
	January - March 2020	<ul style="list-style-type: none">
	April - June 2020	<ul style="list-style-type: none">
Construct and commission weighbridges (2)	July - September 2019	<ul style="list-style-type: none"> New outbound weighbridge constructed and commissioned Weighbridge hut internal fit-out completed Sanitation unit installed and commissioned Power supply and fibre optic cables laid and awaiting termination Existing site weighbridge (inbound) to be relocated 2nd week of October
	October - December 2019	<ul style="list-style-type: none"> Complete.
	January - March 2020	<ul style="list-style-type: none">
	April - June 2020	<ul style="list-style-type: none">
Construct and commission Wood Waste to Energy Plant (WWTE)	July - September 2019	<ul style="list-style-type: none"> Fabrication works at Bunbury factory continues HX- 41B heat exchanger delivered to site Cooling tower remedial works completed Professional scheduler engaged to develop a detailed estimate based resources loaded Project Schedule HV cable terminated and fully tested and commissioned and now controlled under PAPL high voltage (HV) access permit – remains isolated and unenergised Remedial works undertaken on Generator engine packages to comply with Australian Standards Remedial works undertaken on HV earth grid Remedial works undertaken on HV substation Low voltage switchboards received Continuous emissions monitoring system (CEMS) housing received Civil works including concrete slab and drainage for CEMS completed First fill of spare parts receipted Standby generator refurbished and returned to site

PROJECTS/ACTIONS	QUARTER	COMMENTS
	October - December 2019	Construction works continued up the Christmas break.
	January - March 2020	
	April - June 2020	
Prepare and submit WWTE Facility commissioning compliance report to DWER	July - September 2019	• Nil action this quarter
	October - December 2019	• Nil action this quarter
	January - March 2020	•
	April - June 2020	•
Prepare and submit Ministerial Conditions Report to EPA	July - September 2019	• Nil action this quarter
	October - December 2019	• Nil action this quarter
	January - March 2020	•
	April - June 2020	•
Construct Storage Bunkers for wood fines	July - September 2019	• Nil action this quarter
	October - December 2019	• Nil action this quarter
	January - March 2020	•
	April - June 2020	•
Develop a monitoring regime for the WWTE Facility to meet regulatory requirements: • Wood waste feedstock monitoring • Stack emissions monitoring Ambient monitoring	July - September 2019	• Nil action this quarter
	October - December 2019	• Nil action this quarter
	January - March 2020	•
	April - June 2020	•
Monitor ground water at the HHRP with the aim of removing the site as a 'potentially' contaminated site.	July - September 2019	• Groundwater Assessment Report together with historical reports submitted seeking the Hazelmere Resource Recovery Park to be removed from the Contaminated Sites Database.
	October - December 2019	Completed. Advice received from DWER in November advising: • The site is suitable for unrestricted use, including sensitive uses such as residential, primary schools and childcare centres. • The site has been successfully remediated and is suitable for all land uses. Therefore, the site is classified as 'decontaminated' • DWER will give notice to Landgate to withdraw the current memorial(s) lodged against the Certificate of Title relating to the site.
	January - March 2020	•
	April - June 2020	•

1.3.3 Identify and Develop Resource Recovery Products and Markets in order to reduce waste going to Landfill

PROJECTS/ACTIONS	QUARTER	COMMENTS
Investigate markets for plastics (C&I Facility)	July - September 2019	<ul style="list-style-type: none"> Market for mixed plastics still depressed.
	October - December 2019	<ul style="list-style-type: none"> Market for mixed plastics still depressed.
	January - March 2020	
	April - June 2020	
Undertake research and market development for Biochar (WWTE)	July - September 2019	<ul style="list-style-type: none"> Potential for use as fuel in the brick-making industry, in BBQ briquettes, and as a soil amendment.
	October - December 2019	<ul style="list-style-type: none"> Investigating markets for biochar as an effective soil amendment for remediation of brownfields.
	January - March 2020	
	April - June 2020	
Investigate markets for Ferricrete and PFAS	July - September 2019	<ul style="list-style-type: none"> Investigating opportunities for PFAS disposal and Ferricrete sales.
	October - December 2019	<ul style="list-style-type: none"> PFAS contaminated soil being accepted at Red Hill.
	January - March 2020	
	April - June 2020	
Develop and implement programs to increase sales of Red Hill by-products	July - September 2019	<ul style="list-style-type: none"> Preparation for AS4454 audit in November.
	October - December 2019	<ul style="list-style-type: none"> Site tours and product presentations with commercial landscaping suppliers to build product awareness
	January - March 2020	
	April - June 2020	
Develop and implement programs to increase sales for Hazelmere by-products	July - September 2019	<ul style="list-style-type: none"> Ongoing sales of woodchip to broiler growers supported by some additional supplies of timber waste.
	October - December 2019	<ul style="list-style-type: none"> Cold calling and direct customer-facing activities in Perth's eastern region with a focus on increasing the incoming wood waste volumes. Investigating markets for wood chips as biomass fuel for heat and energy production.
	January - March 2020	
	April - June 2020	

1.4 TO INVESTIGATE LEADING EDGE WASTE MANAGEMENT PRACTICES

1.4.1 Undertake research into Integrated Waste Management

PROJECTS/ACTIONS	QUARTER	COMMENTS
Investigate feasibility of a MRF at the Hazelmere Resource Recovery Park	July - September 2019	• Nil action this quarter.
	October - December 2019	• Nil action this quarter.
	January - March 2020	•
	April - June 2020	•

1.4.2 Provide leadership in the development of Waste Policy and Practices

PROJECTS/ACTIONS	QUARTER	COMMENTS
Provide input to new DWER policies and regulations affecting waste disposal, composting etc.	July - September 2019	• Nil action this quarter.
	October - December 2019	• Nil action this quarter.
	January - March 2020	•
	April - June 2020	•

1.4.3 Identify, Investigate and Develop New Waste Management Practices and Services

PROJECTS/ACTIONS	QUARTER	COMMENTS
Seek approval for a reduction in water monitoring frequency at the Red Hill Waste Management Facility	July - September 2019	• Successfully completed. DWER approved in November 2018.
	October - December 2019	• Completed. Request granted.
	January - March 2020	•
	April - June 2020	•
Undertake a cost-benefit analysis to determine the feasibility of in-house processing of: <ul style="list-style-type: none"> Crushing ferricrete Grinding greenwaste 	July - September 2019	• Report complete and is achievable but due to the current lack of suitable operational staff for the crushing and screening plant it is not possible at this stage.
	October - December 2019	• Complete last quarter
	January - March 2020	•
	April - June 2020	•

PROJECTS/ACTIONS	QUARTER	COMMENTS
Investigate costs related to power supply to the southern end of the Red Hill site	July - September 2019	<ul style="list-style-type: none"> Quotation received from electrical engineering consultant.
	October - December 2019	<ul style="list-style-type: none"> Quotations being obtained.
	January - March 2020	<ul style="list-style-type: none">
	April - June 2020	<ul style="list-style-type: none">
Investigate an EMRC regional waste collection service	July - September 2019	<ul style="list-style-type: none"> Nil action this quarter.
	October - December 2019	<ul style="list-style-type: none"> Further meeting with member Council committee held, business case to be developed.
	January - March 2020	<ul style="list-style-type: none">
	April - June 2020	<ul style="list-style-type: none">
Seek Greenwaste license amendment at the Red Hill Waste Management Facility	July - September 2019	<ul style="list-style-type: none"> Approval pending additional information.
	October - December 2019	<ul style="list-style-type: none"> Numerous requests for further information. Concerns raised regarding odour management. Last communications and information provided to DWER on 16/12/2020 and currently awaiting response.
	January - March 2020	<ul style="list-style-type: none">
	April - June 2020	<ul style="list-style-type: none">
Seek license amendment for the construction of leachate evaporation ponds at the Red Hill Waste Management Facility	July - September 2019	<ul style="list-style-type: none"> Finalised. Approval granted.
	October - December 2019	<ul style="list-style-type: none"> Complete. Additional information relating to leachate pond separation distances, hydraulic conductivity of geomembrane, clay layer moisture content, as built drawings, trenching on embankments and slope design provided to DWER on 26/11/2019.
	January - March 2020	<ul style="list-style-type: none">
	April - June 2020	<ul style="list-style-type: none">

1.5 TO CONTRIBUTE TOWARDS IMPROVED REGIONAL AIR, WATER AND LAND QUALITY AND REGIONAL BIODIVERSITY CONSERVATION

1.5.1 Review and Implement the Regional Environment Strategy

PROJECTS/ACTIONS	QUARTER	COMMENTS
Implement priority projects (refer Regional Environment Strategy 2016-2020)	July - September 2019	<ul style="list-style-type: none"> Held a Regional Benchmarking Building Efficiency project information session with participating member Councils at the EMRC. Partnered with 2020 Vision for the delivery of the Urban Forest Growing Together forum. Represented the region on the Department of Planning, Lands and Heritage Stakeholder Reference Group for the State Planning Policy (SPP) review of water policies. Represented the region on the Western Region Advisory Panel and the IRP2 Economic Evaluation Framework Project Steering Committee of the Cooperative Research Centre for Water Sensitive Cities. Continued to represent the region on the Swan and Canning Rivers Protection Strategy Advisory Group. Reviewed project plans for all Environmental Services programs. Conducted recruitment for a new Manager Environmental Services.
	October - December 2019	<ul style="list-style-type: none"> Developed a proposal for Stage 4 of the Understanding Flood Risk Project and distributed it to participating Councils for review and feedback. Presented on the "Farm Dams as Refuges in a Drying Climate" operating in the City, at the State NRM and Coastal Conference.
	January - March 2020	<ul style="list-style-type: none">
	April - June 2020	<ul style="list-style-type: none">

1.5.2 Implement the Eastern Region Catchment Management Program (ERCMP)

PROJECTS/ACTIONS	QUARTER	COMMENTS
Coordinate the cross-regional ERCMP	July - September 2019	<ul style="list-style-type: none"> • Provided Environmental Project Officer in-situ support to the City of Swan, City of Kalamunda and Shire of Mundaring one day per week. • Delivered two Bush Skills for the Hills workshops: Dieback Treatment Training and Carnivorous Plants Workshop. • Attended Catchment Group meetings with Lower Helena Association, Helena River Catchment Group, Friends of Piesse Brook, Susannah Brook Catchment Group, Blackadder Woodbridge Catchment Group and Jane Brook Catchment Group. • Supported Susannah Brook Catchment Group and Lower Helena Association planting events with promotion and logistical support. • Conducted water quality monitoring with Susannah Brook Catchment Group at Susannah Brook Reserve as part of their State NRM grant data collection. • Loaned test equipment and assisted City of Kalamunda with Water Quality Monitoring for eight sites for first flush and post-flush data sets. • Resumed Eucalyptus rudis photo-monitoring on Lower Helena river floodplain for further contribution to Murdoch University research. • Assisted Katharine Street River Gang, Friends of Wangalla Brook and Friends of Lion Mill Creek with individual grant applications for the third round of DBCA Community Rivercare Program funding. Proposed projects include weed control and revegetation with a focus on habitat enhancement. • Mentored an Edith Cowan University Masters Student to assist with the preparation of two Dept. of Communities Community Environment Grants for the Friends of Wangalla Brook to implement a weed control and revegetation project and a Noongar heritage trail and interpretation project. • Conducted two private landholder consultation in the Shire of Mundaring to assist land holders develop weed control and revegetation plans for their properties. • Met with the Coordinator of Friends of Glen Park to develop a plan to engage HOSCA and the local community in on-ground work in Glen Park. • Hosted an information event for the project "Farm dams as refuges for freshwater plants and animals in a drying climate" where Murdoch University researchers shared their findings to project participants and local government representatives. • Submitted a WA Landcare Award nomination for the ERCMP. • Attended the Horticulture, CLM and Landscaping Technical Advisory Group meeting for North Metropolitan TAFE. • Attended the Nature Link Conference at Murdoch University • Participated in the Swan Alcoa Landcare Program assessment panel.

PROJECTS/ACTIONS	QUARTER	COMMENTS
	October - December 2019	<ul style="list-style-type: none"> Presented "Farm Dams as refuges in a drying climate" at the State NRM and Coastal Conference. Provided Environmental Project Officer in-situ support to the City of Swan, City of Kalamunda and Shire of Mundaring one day per week. Received confirmation of successful Community Rivercare Program grant applications developed for Katharine Street River Gang, Friends of Wangalla Brook and Friends of Lion Mill Creek, focusing on weed control and revegetation projects. Supported Katharine Street River Gang and Friends of Wangalla Brook at site visits with DBCA to discuss successful CRP grant funded projects.. Mentored Edith Cowan University Masters Student to assist with the preparation of two Dept. of Communities Community Environment Grants for the Friends of Wangalla Brook to implement a weed control and revegetation project and a Noongar heritage trail and interpretation project. Weed control/revegetation grant successful. Outcome of trail grant to be confirmed. Assisted Shire of Mundaring to commence their contracting process for their State NRM grant for their Broz Park Wetland Restoration Project. Attended Waugal Lagoon site visit with City of Swan to provide assistance with DBCA riverbank grant. Conducted one private landholder consultation in the Shire of Mundaring to discuss weed control and revegetation options. Provided information and letters to residents living adjacent Gooseberry Hill NP concerning Saffron Thistle outbreak (<i>Carthamus lanatus</i>). Supported Susannah Brook Catchment Group with weeding day. Attended a walk with Helena River Catchment Group to assess the regeneration of a Threatened Ecological Community after a burn. Provided assistance to Friends of Glen Park to engage Conservation Volunteers in a weeding day. Collected and delivered plant stocks for LHA planting days in the Lower Helena floodplain. Attended Catchment Group meetings with Lower Helena Association, Helena River Catchment Group, Friends of Piesse Brook, Susannah Brook Catchment Group and Jane Brook Catchment Group. Hosted an End of Year Volunteer Celebration Event to thank volunteers working in the region. Delivered two Bush Skills for the Hills workshops – Black Cockatoo Reserves and Native Grasses with Una Bell.
	January - March 2020	<ul style="list-style-type: none">
	April - June 2020	<ul style="list-style-type: none">

PROJECTS/ACTIONS	QUARTER	COMMENTS
Implement the Bush Skill 4 Youth Program	July - September 2019	<ul style="list-style-type: none"> Delivered 25 workshops in Belmont, Kalamunda, Mundaring and Swan through school partnerships and holiday events. Delivered workshops at 'What on Earth' community events at Swan and Mundaring Arts Centres. Total attendance numbers 847 children and 180 adult participants at BS4Y events.
	October - December 2019	<ul style="list-style-type: none"> Delivered 13 workshops in Belmont, Kalamunda, Mundaring and Swan through school partnerships and holiday events. Total attendance numbers 553 children and 76 adult participants at BS4Y events.
	January - March 2020	<ul style="list-style-type: none">
	April - June 2020	<ul style="list-style-type: none">
Implement the Creating a Capable Community in NRM Program	July - September 2019	<ul style="list-style-type: none"> Consulted and attended site visits with City of Swan and Shire of Mundaring to focus on priority areas for landcare within the Wooroloo Brook catchment. Consulted with previous members of Wooroloo Brook Landcare Group for history and forward planning of the development of a new Wooroloo Brook catchment group. Developed and hosted an educational nature walk at Lake Leschenaultia and Noble Falls. Attended the Farm Dams Survey Results Presentation as a networking and recruitment opportunity. Prepared flyers and articles for events and promotion of Wooroloo Brook catchment. Organised and attended two planting days to promote sites in the Wooroloo Brook catchment. Attended the Shire of Mundaring "What on Earth Day" and "WHIM Festival" to promote the Wooroloo Brook catchment. Collaborated with Shire of Mundaring to engage with 'Seedlings for Landcare' recipients to recruit Wooroloo Brook catchment group members. As a result conducted a private land holder consultation at a Chidlow property. Prepared articles for EnviroNews; Greenpage; Chidlow Chatter; Chidlow Primary School Newsletter; EMRC Facebook and City of Swan and Shire of Mundaring Social media pages.
	October - December 2019	<ul style="list-style-type: none"> Organised and attended a planting day. Attended and Hosted nature walks at Noble Falls and Lake Leschenaultia Attended a First Aid course. Attended WHIM festival to promote Wooroloo Brook and Jane Brook Catchment Groups. Prepared article in Chidlow Chatter and the EMRC Greenpages newsletter. Worked with Jane Brook catchment group to develop a new flyer. Assisted in planning and co-hosting EOYVE. Site Visits in Wooroloo and Mount Helena. Developing Scott's Spot project. Promoted Wooroloo Brook Catchment Group at Shire of Mundaring, Lake Leschenaultia event. Organised and attended a Cultural and Nature walk at Gidgegannup Reserve 2145. Prepared flyers and articles for events and promotion of Wooroloo Brook catchment.

PROJECTS/ACTIONS	QUARTER	COMMENTS
	January - March 2020	•
	April - June 2020	•

1.5.3 Review and Implement the Water Quality and Conservation Program

PROJECTS/ACTIONS	QUARTER	COMMENTS
Implement the Water Quality and Conservation Program	July - September 2019	<ul style="list-style-type: none"> Hosted and Attended Quarterly performance review for City of Belmont, Shire of Mundaring and Town of Bassendean. Collated information and evidence for Waterwise Council Reporting for Gold re-endorsement on behalf of Town of Bassendean, Shire of Mundaring, Town of Victoria Park and City of Swan. Facilitated Water Team Meetings with the Town of Bassendean, Shire of Mundaring, Town of Victoria Park and City of Swan. Delivered 'Rainwater Tank Tips', 'Permeable Paving' and 'Tree Pit Design' factsheets to Member Councils. Advised City of Swan and Town of Victoria Park of potential funding through the Water Corporation's Verge Scheme, Water Corporation's Weather Smart Irrigation rebate, Waterwise Greening Scheme and Department of Environment and Energy's Communities Environment Program. Provided Water Corporation marketing material to City of Swan and Town of Victoria Park. Collated information and evidence for Waterwise Council Reporting for re-endorsement Waterwise Council Town of Victoria Park and City of Swan.
	October - December 2019	<ul style="list-style-type: none"> Submitted Waterwise Council Reporting for Gold re-endorsement on behalf of Town of Victoria Park and City of Swan. Completed the Water Data Analysis Report for Shire of Mundaring, City of Belmont, Town of Bassendean, City of Swan and Town of Victoria Park Completed Water Data Snapshot for Shire of Mundaring, City of Belmont, Town of Bassendean, City of Swan and Town of Victoria Park Attended Smart meter Reading Masterclass on behalf of the Shire of Mundaring Attended Quarterly performance review for City of Belmont, Shire of Mundaring and Town of Bassendean.
	January - March 2020	•
	April - June 2020	•

1.5.4 Review and Implement the Regional Climate Change Adaptation Action Program (RCCAAP)

PROJECTS/ACTIONS	QUARTER	COMMENTS
Implement the Regional Climate Change Adaptation Action Plans (RCCAAP)	July - September 2019	<ul style="list-style-type: none"> Discussed with the Town of Bassendean's the scope for their Future Proofing Program. Historically, an LCCAAP has been produced but it was decided a 'Climate Risk Synthesis Report' was better aligned with Bassendean's goals. Provided first draft for the 'Climate Risk Synthesis Report'
	October - December 2019	<ul style="list-style-type: none"> Continue Research and Review for the report
	January - March 2020	<ul style="list-style-type: none">
	April - June 2020	<ul style="list-style-type: none">

1.5.5 Review and Implement the Achieving Carbon Emissions Reduction (ACEr) Program

PROJECTS/ACTIONS	QUARTER	COMMENTS
Implement the ACer Program	July - September 2019	<ul style="list-style-type: none"> Facilitated and attended Quarterly Performance Reviews for City of Belmont, Shire of Mundaring and Town of Bassendean Attended Procurement Australia event on Renewable Energy and provided an event summary Attended WALGA workshop on Climate Change issues paper released by the State Government for comment. Attended Sustainability Reporting Platform workshop hosted by City of Canning. Attended Energy team meeting at Mundaring to discuss actions in Mundaring Emission Reduction Strategy Review of Bassendean's Emission Reduction Plan to reflect their new One Planet Framework (net zero carbon emission) Start to review potential actions for Bassendean's Emission Reduction Plan Confirmed pledges for Bassendean as part of Climate Power Partnership
	October - December 2019	<ul style="list-style-type: none"> Completed the Emission Data Analysis Report for Shire of Mundaring, City of Belmont and Town of Bassendean Completed Emission Data Snapshot for Shire of Mundaring, City of Belmont and Town of Bassendean Attended Quarterly performance review for City of Belmont, Shire of Mundaring and Town of Bassendean.
	January - March 2020	<ul style="list-style-type: none">
	April - June 2020	<ul style="list-style-type: none">

1.5.6 Review and Implement the Swan and Helena Rivers Framework

PROJECTS/ACTIONS	QUARTER	COMMENTS
Implement priority projects and initiatives for the Swan and Helena Rivers	July - September 2019	<ul style="list-style-type: none"> Met with DWER to discuss the next options for Stage 4 of the Swan and Helena River Flood Study.
	October - December 2019	<ul style="list-style-type: none"> Developed a proposal for Stage 4 of the Understanding Flood Risk project and sent to stakeholders and participating Councils for review. Developed an RFQ to obtain costs and complete the proposed Stage 4 deliverables. Planned a session to bring in participating Councils to discuss the Proposal and gather feedback for February 2020.
	January - March 2020	<ul style="list-style-type: none">
	April - June 2020	<ul style="list-style-type: none">

1.5.7 Review and Implement the Benchmarking Building Efficiency Project

PROJECTS/ACTIONS	QUARTER	COMMENTS
Implement the Benchmarking Building Efficiency (BBE) Project	July - September 2019	<ul style="list-style-type: none"> Facilitated consultation meetings with City of Swan, City of Belmont, City of Bayswater, Shire of Mundaring and Town of Bassendean. Drafted and submitted Request for Quote to eight WALGA preferred consultants. Evaluated the four RFQ submissions received. Drafted and finalised Recommendation report and supporting documents for the CEO. Attended Sustainability Reporting Platform Workshop hosted by the City of Canning.
	October - December 2019	<ul style="list-style-type: none"> Project award to Consulting Australia to carry out Phase 1 and 2 of the energy audits. Hosted a kick-off meeting and subsequent meeting with the Consultant to progress the project. Collated energy data from Azility on behalf of City of Belmont, Town of Bassendean and Shire of Mundaring. Facilitated data sharing between the Consultant and City of Belmont, City of Bayswater, City of Swan, Town of Bassendean and Shire of Mundaring. Organised site visits for the start of the new year. Confirmed the inclusion of the EMRC Administration Building for a Type 2 Energy Audit. Attended a WALGA Climate Change consultation session to discuss the Climate Change Issues Paper released by the state government.
	January - March 2020	<ul style="list-style-type: none">
	April - June 2020	<ul style="list-style-type: none">

KEY RESULT AREA 2 - ECONOMIC DEVELOPMENT

2.1 TO FACILITATE AND ADVOCATE FOR INCREASED INVESTMENT IN REGIONAL INFRASTRUCTURE

2.2.1 Review and Implement the Regional Integrated Transport Strategy (RITS)

PROJECTS/ACTIONS	QUARTER	COMMENTS
Facilitate the RITS Implementation Advisory Group (RITS IAG) meetings and implement actions	July - September 2019	<ul style="list-style-type: none"> Held a RITS IAG quarterly meeting on 17 Sept with attendees from member Councils and key stakeholders as identified above. Claire Thompson from DoT presented on the concept of Mobility as a Service and how the Urban Mobility Division in DoT is working towards implementing this concept in the region of Perth.
	October - December 2019	<ul style="list-style-type: none"> Held a RITS IAG quarterly meeting on 3 Dec with attendees from member Councils and key stakeholders as identified above. Lindsay Broadhurst from Main Roads WA presented on the 'Road Infrastructure Projects in Perth's Eastern Region'
	January - March 2020	<ul style="list-style-type: none">
	April - June 2020	<ul style="list-style-type: none">
Deliver actions and initiatives from the RITS 2017 – 2021	July - September 2019	<ul style="list-style-type: none"> Attended the seminar to understand the latest update on the Metronet project especially the future of mobility concept. Looking for grant to implement the trial for use of innovating materials/ CoolSeal technology on roads of the region. Attended smart mobility conference for future of mobility concepts. Started data collection project plan for autonomous transport trial.
	October - December 2019	<ul style="list-style-type: none"> Attended WALGA's Climate Change session on implementing sustainable transport such as electric cars. Applied for Road Safety Council grant for Share the Space 2020 campaign through Australian Governments Grant Connect. Discussed with Lotterywest the probability of receiving grant for the trial of autonomous vehicle. Attended the Western Roads Federation's WA Freight and Logistics Conference.
	January - March 2020	<ul style="list-style-type: none">
	April - June 2020	<ul style="list-style-type: none">
Promote and implement the Regional Congestion Management Action Plan	July - September 2019	<ul style="list-style-type: none"> Coordinated with the member Councils (Bayswater, Kalamunda and Belmont) for securing letter of support for the FAL 'Your Move' Program. Followed up with DoT and were informed that Belmont and Bayswater have received. Collecting Data to start mapping the Cycle Route and identifying the missing links and further start advocacy for the missing link.
	October - December 2019	<ul style="list-style-type: none"> Secured letters of support from the three member Councils for FAL "Your Move" program and sent it to the Department of Transport for their submission to State Government for budgeting purposes. Commenced mapping the road layers in the Perth's Eastern Region.
	January - March 2020	<ul style="list-style-type: none">
	April - June 2020	<ul style="list-style-type: none">

PROJECTS/ACTIONS	QUARTER	COMMENTS
Develop and implement the Regional Congestion Management Action Plan	July - September 2019	<ul style="list-style-type: none"> Nil this quarter.
	October - December 2019	<ul style="list-style-type: none"> Nil this quarter.
	January - March 2020	<ul style="list-style-type: none">
	April - June 2020	<ul style="list-style-type: none">
Develop and implement Active/Public Transport Campaigns	July - September 2019	<ul style="list-style-type: none"> Coordinated with PTA to get an update of Station Access Strategies within the region. Attended IPWEA conference on how travel plans can be used to support optimal use of transport. Looked into the possibility of developing travel plans for the member Councils.
	October - December 2019	<ul style="list-style-type: none"> Prepared a project brief for 'Share the Space 2020' with a focus on disability, aged population and frequently asked questions. Further to this three verbal quotes were requested from consultants
	January - March 2020	
	April - June 2020	
Develop and implement Road Safety initiatives and Campaigns	July - September 2019	<ul style="list-style-type: none"> The Regional Road Safety Plan is now in the Final Stage. Participated in the Road Safety Strategy Forum by Road Safety Commission for Engineers, Planners and Developers. Participated in the Road Safety Strategy Workshop organized by TranSafe for heavy vehicle transport in Perth. Revisited the Share the Space campaign, the new campaign will highlight disability awareness and tackle 'frequently asked question'.
	October - December 2019	<ul style="list-style-type: none"> Regional Road Safety Action Plan has been approved by the CEOAC and the Council. The plan has been endorsed by the RITS Implementation Advisory Committee. Printed and electronic copies available. Started discussion with SDERA for Road Safety Awareness among youth. Attended the LinkWA meeting to worked out best possible freight outcomes for the extended region.
	January - March 2020	<ul style="list-style-type: none">
	April - June 2020	<ul style="list-style-type: none">

2.2 TO FACILITATE AND ADVOCATE FOR REGIONAL ECONOMIC DEVELOPMENT ACTIVITIES

2.2.2 Review and Implement the Regional Economic Development Strategy (REDS)

PROJECTS/ACTIONS	QUARTER	COMMENTS
Implement actions from REDS	July - September 2019	<ul style="list-style-type: none"> Developed the scope for the Investment and Attraction booklet Request for Quote. Liaised with NBN to progress a forum relating to NBN connectivity and service providers Liaised with the Small Business Development Corporation on the delivery of a small business forum.
	October - December 2019	<ul style="list-style-type: none"> Delivered SBDC small business forum Attracting Business Investment research, consultation and briefing note were delivered. Grant application to Lotterywest was submitted for the Avon Descent 2020 Researched opportunity for the Your Move program by undertaking research into active transport for the Share the Space Program
	January - March 2020	<ul style="list-style-type: none">
	April - June 2020	<ul style="list-style-type: none">
Facilitate the Economic Development Officers Group Meetings	July - September 2019	<ul style="list-style-type: none"> EDOG meeting held 13 August 2019 – guest speakers from Urbis.
	October - December 2019	<ul style="list-style-type: none"> Rebecca Ball, Executive Director - Invest and Trade WA, Department of Jobs Tourism, Science and Innovation (JTSI) presentation – overview on the major changes and influences in industry over our eastern region, trends in exporting and importing and what's new for in JTSI in the science and innovation space.
	January - March 2020	<ul style="list-style-type: none"> Nil this quarter
	April - June 2020	<ul style="list-style-type: none">
Provide access to REMPLAN Tools to member Councils	July - September 2019	<ul style="list-style-type: none"> Provided access to both the REMPLAN and id.Profile statistical tools and prepared an Economic Report Card.
	October - December 2019	<ul style="list-style-type: none"> Nil this quarter
	January - March 2020	<ul style="list-style-type: none">
	April - June 2020	<ul style="list-style-type: none">
Facilitate tours or forums that Advance Perth's Eastern Region	July - September 2019	<ul style="list-style-type: none"> Nil this quarter.
	October - December 2019	<ul style="list-style-type: none"> Nil this quarter.
	January - March 2020	<ul style="list-style-type: none">
	April - June 2020	<ul style="list-style-type: none">
Facilitate forums that have a focus on technology and innovation	July - September 2019	<ul style="list-style-type: none"> Developed a concept to progress a forum for small business on Social Media (Digital Marketing Essentials)
	October - December 2019	<ul style="list-style-type: none"> Held a Digital Marketing Essentials workshop for small businesses in the region
	January - March 2020	<ul style="list-style-type: none">
	April - June 2020	<ul style="list-style-type: none">

2.2.3 Identify and Investigate Strategic Regional Development Project and Investment Opportunities

PROJECTS/ACTIONS	QUARTER	COMMENTS
Progress the Business Exemplar project	July - September 2019	<ul style="list-style-type: none"> Prepared and disseminated media releases for local award-winning local businesses to help raise their profile in the wider community. EMRC's Communications team has created a plan which will enable consistent releases to be made. Invitations were sent to Belmont's local business organisation to invite 2019 award winning businesses to the program Met with EMICOL to share ideas on reaching out to the engineering and manufacturing supply chains in the region.
	October - December 2019	<ul style="list-style-type: none"> Invitations were sent to awards winners from the Belmont and Kalamunda regions through Belmont Business Enterprise Centre awards. Prepared and disseminated media releases for local award-winning local businesses to help raise their profile in the wider community.
	January - March 2020	<ul style="list-style-type: none">
	April - June 2020	<ul style="list-style-type: none">
Progress the Business and Investment Attraction project	July - September 2019	<ul style="list-style-type: none"> Advertised the EMRC's Request for Quotation to consultants for the delivery of a new Business Investment and Attraction booklet. Reviewed all consultants' quotations and awarded the contract to Pracsys. Inception meeting was held with Pracsys to kick start the project and the requirements were finalised.
	October - December 2019	<ul style="list-style-type: none"> Research, stakeholder consultation and milestone briefing note were delivered. Design concepts were discussed and template produced. Request for feedback on the briefing note were sent to Member Councils.
	January - March 2020	<ul style="list-style-type: none">
	April - June 2020	<ul style="list-style-type: none">

2.3 TO FACILITATE REGIONAL CULTURAL AND RECREATIONAL ACTIVITIES

2.3.1 Continue the coordination, marketing and promotion of Regional Events

PROJECTS/ACTIONS	QUARTER	COMMENTS
Coordinate the Avon Descent Family Days	July - September 2019	<ul style="list-style-type: none"> Met with Lotterywest to discuss the EMRC's regional events funding program. Held a debrief meeting with local governments and NADA on what worked well and any lessons learnt. Commenced the acquittal of the 2018 Avon Descent family fund days grant funding from Lotterywest.
	October - December 2019	<ul style="list-style-type: none"> Acquittal was submitted and processed for the 2019 Avon Descent. Grant funds were distributed to Councils based on the acquittal. Application started and then submitted early December to Lotterywest for the 2020 Avon Descent
	January - March 2020	<ul style="list-style-type: none">
	April - June 2020	<ul style="list-style-type: none">
Coordinate the Perth's Autumn Festival	July - September 2019	<ul style="list-style-type: none"> Nil this quarter.
	October - December 2019	<ul style="list-style-type: none"> Nil this quarter.
	January - March 2020	<ul style="list-style-type: none">
	April - June 2020	<ul style="list-style-type: none">
Coordinate Hello Spring Campaign	July - September 2019	<ul style="list-style-type: none"> The 2019 Hello Spring campaign invitation was sent out to organisations who have previously submitted their events. All events submitted were posted onto the perthseasternregion.com.au website
	October - December 2019	<ul style="list-style-type: none"> Hello Spring Events were shared on our social media platforms The Hello Spring Campaign ceased online at the end of Nov, the campaign saw approximately 30 events posted.
	January - March 2020	<ul style="list-style-type: none">
	April - June 2020	<ul style="list-style-type: none">
Administer the Perth Tourism.com.au Regional Tourism Website (now known as the perthseasternregion.com.au)	July - September 2019	<ul style="list-style-type: none"> Updated the EMRC's website perthseasternregion.com.au with information, workshops and events occurring in the region such as Bush Skills 4 Youth and Bush Skills for the Hills, the Greenpage Newsletter and events occurring in participating member Council areas.
	October - December 2019	<ul style="list-style-type: none"> Updated the EMRC's website perthseasternregion.com.au with information, workshops and events occurring in the region such as Bush Skills 4 Youth and Bush Skills for the Hills, the Greenpage Newsletter and events occurring in participating member Council areas.
	January - March 2020	<ul style="list-style-type: none">
	April - June 2020	<ul style="list-style-type: none">

KEY RESULT AREA 3 - GOOD GOVERNANCE

3.1 TO PROVIDE ADVICE AND ADVOCACY ON ISSUES AFFECTING PERTH'S EASTERN REGION

3.1.1 Review and Implement the Regional Advocacy Strategy (RAS)

PROJECTS/ACTIONS	QUARTER	COMMENTS
Develop and implement advocacy campaigns to support regional priorities in consultation with member Councils	July - September 2019	<ul style="list-style-type: none"> Initial planning has commenced on a new advocacy campaign to follow on from the previous Connect Perth's East City Deal proposal.
	October - December 2019	<ul style="list-style-type: none"> Nil this quarter
	January - March 2020	<ul style="list-style-type: none">
	April - June 2020	<ul style="list-style-type: none">
Continue to advocate for and promote the "Connect Perth's East City Deal" proposal	July - September 2019	<ul style="list-style-type: none"> Corresponded with the federal department of City Deals (NT, Tasmania, WA, Regional), Policy and Programs Branch; Cities Division; Department of Infrastructure, Transport, Cities and Regional Development and the WA state government's Department of Premier and Cabinet on the status of the City Deal proposal for WA. WA Department Premier and Cabinet has advised via email that the first City Deal will be centred around the Perth CBD, however there will be opportunities for more 'Deals' in WA.
	October - December 2019	<ul style="list-style-type: none"> Nil this quarter
	January - March 2020	<ul style="list-style-type: none">
	April - June 2020	<ul style="list-style-type: none">
Continue to advocate for Regional Youth priorities as identified by RITS IAG, EDOG and member Council Youth Officers	July - September 2019	<ul style="list-style-type: none"> Regional Youth Officer meeting was held on 7th August 2019. Formal approach taken to host a regional youth forum with member Councils and their youth groups. Action taken to Council on the 22 August, recommendation was that Council provides in principal support for the development of a Zero2 hero Mental Health and leadership workshop.
	October - December 2019	<ul style="list-style-type: none"> Held a Regional Youth Officer group meeting 6 November Developed plans to have a regional scale youth forum during 2020 with Zero2Hero
	January - March 2020	<ul style="list-style-type: none">
	April - June 2020	<ul style="list-style-type: none">

3.2 TO MANAGE PARTNERSHIPS AND RELATIONSHIPS WITH STAKEHOLDERS

3.2.1 Review and Implement the Regional Advocacy Strategy (RAS)

PROJECTS/ACTIONS	QUARTER	COMMENTS
Develop and implement an EMRC Reconciliation Action Plan (RAP)	July - September 2019	<ul style="list-style-type: none"> Auspire and Urban Indigenous identified as local Aboriginal and Torres Strait Islander organisations for cultural awareness training; Create opportunities for Aboriginal students to engage in work experience at the EMRC; Developing a management guide instead of a policy to use Acknowledgement of country; CEO developing a business case for increasing Aboriginal and Torres Strait Island cultures, histories and achievements within organisation. Liaising with the Shire of Mundaring to assist with RAP development. Local Aboriginal and Torres Strait Islander message sticks were made and purchased for gifts for end of year Volunteer Event. Engaged with Neville Collard to deliver smoking ceremony and Welcome to Country for the end of year Volunteer Event. The NRM team consulted and liaised with Aboriginal and Torres Strait Islanders before working on cultural significant land at Wangalla Brook.
	October - December 2019	<ul style="list-style-type: none"> RAP committee member attended an Auspire Aboriginal Cultural Awareness Training to check suitability for EMRC. Smoking ceremony was performed by Neville Collard at End of Year Volunteer Event. Cultural walk presented by Neville Collard was hosted and organised by NRM team. Meetings scheduled for the next quarter to receive an update of deliverables.
	January - March 2020	•
	April - June 2020	•
Review and make recommendations to Council regarding alternatives to the EMRC formal Stakeholder Cocktail function	July - September 2019	• This will require further discussion at an Executive and Council level.
	October - December 2019	• Review underway
	January - March 2020	•
	April - June 2020	•
Co-ordinate EMRC's Community Grants Program	July - September 2019	• The 2019 Community Grants Program was launched with a publicity campaign to attract applications from eligible community groups in the vicinity of Red Hill.
	October - December 2019	• Grants were distributed to 3 successful applicants (2018: 4, 2017: 1). A review of the admin requirements, timing and area covered by the Program will be carried out during Jan-Mar 2020.
	January - March 2020	•
	April - June 2020	•
Produce EMRC's Annual Report	July - September 2019	<ul style="list-style-type: none"> The EMRC 2018/2019 Annual Report is being finalised with the addition of full financial information under Office of Auditor General requirements. The Report is due for adoption at the December 2019 EMRC Council meeting.
	October - December 2019	• The 2018/2019 Annual Report was adopted by Council in December 2018 and distributed as per Department of Local Government requirements.
	January - March 2020	•

PROJECTS/ACTIONS	QUARTER	COMMENTS
Implement biennial Stakeholder Perception Survey	April - June 2020	•
	July - September 2019	• Nil this quarter
	October - December 2019	• Nil this quarter
	January - March 2020	•
	April - June 2020	•

3.2.2 Review and Implement the Marketing and Communications Plan

PROJECTS/ACTIONS	QUARTER	COMMENTS
Implement priority initiatives (refer Marketing and Communications Plan)	July - September 2019	<ul style="list-style-type: none"> The EMRC's Facebook page was successfully launched on 1 July. Communications coordinated design and print of the EMRC FOGO Recovery Strategy. Communications organised and manned the EMRC stand at the 2019 Waste & Recycle Conference. Work commenced on a redesigned EMRC Corporate Profile document.
	October - December 2019	• A six-month review of social media activity and requirements recommends expansion of the program to other social media channels, commencing with a corporate LinkedIn page.
	January - March 2020	•
	April - June 2020	•

3.3 TO PROVIDE RESPONSIBLE AND ACCOUNTABLE GOVERNANCE AND MANAGEMENT OF THE EMRC

3.3.1 Continue to Improve Organisational Governance

PROJECTS/ACTIONS	QUARTER	COMMENTS
Implement the Recordkeeping Plan	July - September 2019	<ul style="list-style-type: none"> The following records management procedures were finalised or updated: Social Media Record Keeping Guideline, Surveillance Records Treatment Guideline, Management Guideline for Freedom of Information Applications. Records were disposed of in accordance with the GDALG (General Disposal Authority for Local Government). During the period, 112 folders and 5,330 records were created.
	October - December 2019	<ul style="list-style-type: none"> The EMRC continues to manage its recordkeeping in accordance with the Recordkeeping Plan. The Recordkeeping Digitisation Strategy has been developed to draft form. During the period, 93 folders and 4,597 records were created.
	January - March 2020	•
	April - June 2020	•
Review and update Council Policies	July - September 2019	• Council Policies were reviewed in December 2018. As per Council Resolution, the next review will be within 12 months following the 2021 Council elections. Other policies will be updated as required.
	October - December 2019	• Council Policies were reviewed in December 2018. As per Council Resolution, the next review will be within 12 months following the 2021 Council elections. Other policies will be updated as required.

PROJECTS/ACTIONS	QUARTER	COMMENTS
Review and update Management Guidelines as required	January - March 2020	•
	April - June 2020	•
	July - September 2019	• Nil this quarter
	October - December 2019	• Nil this quarter
	January - March 2020	•
	April - June 2020	•

3.3.2 Implement EMRC's Integrated Planning Framework

PROJECTS/ACTIONS	QUARTER	COMMENTS
Review the Corporate Business Plan	July - September 2019	• The Corporate Business Plan will be reviewed as part of the Annual Budget Review, which is expected to be tabled at the June 2020 round of meetings.
	October - December 2019	• The Corporate Business Plan will be reviewed as part of the Annual Budget Review, which is expected to be tabled at the June 2020 round of meetings.
	January - March 2020	•
	April - June 2020	•

3.3.3 Review and Implement a Risk Management Plan

PROJECTS/ACTIONS	QUARTER	COMMENTS
Implement priority projects (refer Risk Management Plan)	July - September 2019	• The Strategic Risk Management Plan was last reviewed in May 2019 by the Strategic Risk Steering Group and presented to Audit Committee at its June 2019 meeting. The Strategic Risk Management Plan is reviewed annually. The risk identified in the Risk Management are constantly reviewed and actively managed by the responsible officers.
	October - December 2019	• The risk identified in the Risk Management are constantly reviewed and actively managed by the responsible officers. It is anticipated the next review of the Strategic Risk Management Plan will be undertaken in May/June 2020.
	January - March 2020	•
	April - June 2020	•

3.3.4 Review and Implement the Disability Access and Inclusion Plan (DAIP)

PROJECTS/ACTIONS	QUARTER	COMMENTS
Review and implement DAIP	July - September 2019	<ul style="list-style-type: none"> Ongoing.
	October - December 2019	<ul style="list-style-type: none"> Nil this quarter
	January - March 2020	<ul style="list-style-type: none">
	April - June 2020	<ul style="list-style-type: none">

3.4 TO CONTINUE TO IMPROVE FINANCIAL AND ASSET MANAGEMENT PRACTICES

3.4.1 Review and Implement Long Term Financial Plans

PROJECTS/ACTIONS	QUARTER	COMMENTS
Review the 5 and 10 Financial Plans	July - September 2019	<ul style="list-style-type: none"> A review of the EMRC Ten Year Financial Plan is due to be undertaken during Feb-May'2020 as part of the 2020/2021 Budget deliberation process.
	October - December 2019	<ul style="list-style-type: none"> A review of the EMRC Ten Year Financial Plan is due to be undertaken during Feb-May'2020 as part of the 2020/2021 Budget deliberation process.
	January - March 2020	<ul style="list-style-type: none">
	April - June 2020	<ul style="list-style-type: none">
Monitor and review financial investment portfolio	July - September 2019	<ul style="list-style-type: none"> The Investment portfolio is continually monitored in order to ensure that cash flow requirements are met and that maximum returns are achieved on investments within the parameters of the Investment Policy and the regulations.
	October - December 2019	<ul style="list-style-type: none"> The Investment portfolio is continually monitored in order to ensure that cash flow requirements are met and that maximum returns are achieved on investments within the parameters of the Investment Policy and the regulations.
	January - March 2020	<ul style="list-style-type: none">
	April - June 2020	<ul style="list-style-type: none">

3.4.2 Review and Implement the Asset Management Plan (AMP)

PROJECTS/ACTIONS	QUARTER	COMMENTS
Implement the AMP	July - September 2019	<ul style="list-style-type: none"> The Asset Management Plan is to be reviewed and updated as part of the budget deliberation process for the 2020/2021 financial year.
	October - December 2019	<ul style="list-style-type: none"> The Asset Management Plan is to be reviewed and updated as part of the budget deliberation process for the 2020/2021 financial year.
	January - March 2020	<ul style="list-style-type: none">
	April - June 2020	<ul style="list-style-type: none">
Undertake capital improvements to Ascot Place Building	July - September 2019	<ul style="list-style-type: none"> General maintenance to the Ascot Place building was undertaken.
	October - December 2019	<ul style="list-style-type: none"> General maintenance to the Ascot Place building was undertaken. To reduce the electricity overheads, LED lights were installed replacing existing fluorescent lights.
	January - March 2020	<ul style="list-style-type: none">
	April - June 2020	<ul style="list-style-type: none">

3.4.3 Review and Implement the Strategic IT Plan

PROJECTS/ACTIONS	QUARTER	COMMENTS
Implement priority projects (refer Strategic IT Plan)	July - September 2019	<ul style="list-style-type: none"> Wireless networking was implemented for internal and external users. The Mandalay Weighbridge System at Red Hill was run in parallel with the existing weighbridge system. Commenced Microsoft Office 2019 rollout. The Internet router was configured for "high availability" so that a duplicate device will maintain a connection should the primary unit fail.
	October - December 2019	<ul style="list-style-type: none"> The Strategic IT Plan continued to be implemented. Surface Pro laptops have been assigned to managers and senior management to increase productivity. The EMRC file server was replaced with increased storage capacity. The Red Hill and Hazelmere sites are operating on the Mandalay Weighbridge System.
	January - March 2020	<ul style="list-style-type: none">
	April - June 2020	<ul style="list-style-type: none">
Develop an IT Disaster Recovery Plan incorporating the Red Hill Disaster Recovery site	July - September 2019	<ul style="list-style-type: none"> The IT Disaster Recovery Plan was previously developed and is now progressively being implemented and refined with budgeted capital expenditure in the IT infrastructure.
	October - December 2019	<ul style="list-style-type: none"> The IT Disaster Recovery Plan was previously developed and is now progressively being implemented and refined with budgeted capital expenditure in the IT infrastructure.
	January - March 2020	<ul style="list-style-type: none">
	April - June 2020	<ul style="list-style-type: none">

3.5 TO IMPROVE ORGANISATIONAL CULTURE, HEALTH, WELFARE AND SAFETY

3.5.1 Review and Implement the Workforce Plan

PROJECTS/ACTIONS	QUARTER	COMMENTS
Review and implement the Workforce Plan	July - September 2019	<ul style="list-style-type: none"> Preliminary review undertaken.
	October - December 2019	<ul style="list-style-type: none"> Review being undertaken.
	January - March 2020	<ul style="list-style-type: none">
	April - June 2020	<ul style="list-style-type: none">

3.5.2 Review and Implement the Safety Management Plan

PROJECTS/ACTIONS	QUARTER	COMMENTS
Coordinate OS&H Program	July - September 2019	<ul style="list-style-type: none"> Nil this quarter.
	October - December 2019	<ul style="list-style-type: none"> Nil this quarter.
	January - March 2020	<ul style="list-style-type: none">
	April - June 2020	<ul style="list-style-type: none">



1.5 COUNCIL TONNAGE COMPARISONS AS AT 31 DECEMBER 2019

REFERENCE: D2020/00722 (WAC) – D2020/01532

PURPOSE OF REPORT

The purpose of this report is to provide Council with tonnages and quantities at the Red Hill Waste Management Facility and the Hazelmere Resource Recovery Park for the reporting period of 1 July 2019 to 31 December 2019.

REPORT

Attachment 1 of this report indicates that member Council tonnages totaling 70,549.11 tonnes were received at the Red Hill Waste Management Facility during the reporting period, compared to 71,893.14 tonnes received during the same period in 2018/2019.

Attachment 2 outlines “other” waste that was received at the Red Hill Waste Management Facility being 57,287.37 tonnes compared to 48,867.29 tonnes received during the same period in 2018/2019. The combined tonnages for the reporting period totalled 127,836.48 tonnes compared to 120,760.43 tonnes received in the same period in 2018/2019. This is an increase of 7,076.05 tonnes, or 5.5% due to the increase in Class III contaminated waste.

Attachment 3 outlines the tonnages of various materials that have been exported from the Red Hill Waste Management Facility during the reporting period, compared to the same period in 2018/2019.

Attachment 4 outlines the tonnages and quantities received of waste timber, C&I material and mattresses, plus sales of woodchip/fines at the Hazelmere Resource Recovery Park for the above reporting period.

- Incoming Waste Timber totalled 8,378.08 tonnes compared to 6,375.30 tonnes for the same period in 2018/2019.
- The sale of fines and woodchip totalled 6,269.89 tonnes, compared to 6,539.14 tonnes for the same period in 2018/2019.
- Incoming Commercial and Industrial (C&I) Waste totalled 143.30 tonnes, compared to 322.30 tonnes for the same period in 2018/2019.
- Mattresses incoming totalled 7,031 units compared to 6,700 for the same period in 2018/2019. Note that from 11 December 2019, mattresses received are now being processed off-site by Soft Landing Mattress Recycling.

ATTACHMENT(S)

1. Council Tonnages - 1 July 2019 to 31 December 2019 (Ref: D2020/01538)
2. Other Tonnages - 1 July 2019 to 31 December 2019 (Ref: D2020/01539)
3. Tonnages Exported from Red Hill - 1 July 2019 to 31 December 2019 (Ref: D2020/01540)
4. Hazelmere Resource Recovery Park – Incoming Materials and Product Sales - 1 July 2019 to 31 December 2019 (Ref: D2020/01541)

EASTERN METROPOLITAN REGIONAL COUNCIL																	
2019/2020 YTD COUNCIL TONNAGES DISPOSED OF AT RED HILL WASTE MANAGEMENT FACILITY																	
Page 1 of 1																	
Week Ending	BAYSWATER				BELMONT			BASSENDEAN			SWAN		KALAMUNDA		MUNDARING		Total
	Waste	MRF	MGB Greenwaste	Uncont G/W	Waste	Residual	Uncont G/W	Waste	FOGO	Uncont G/W	Waste	Uncont G/W	Waste	Uncont G/W	Waste	Uncont G/W	
09-Jul-19	575.32	71.30	128.05	0.00	297.65	37.95	19.85	145.45	0.00	0.00	1,259.56	9.00	619.88	56.00	297.45	0.00	3,517.46
16-Jul-19	399.17	51.00	83.80	0.00	240.20	69.45	17.75	111.15	0.00	0.00	922.18	9.00	455.08	42.50	215.57	0.00	2,616.85
23-Jul-19	314.15	57.10	124.30	0.00	242.25	74.00	18.60	97.05	0.00	0.00	910.97	7.40	448.08	36.40	229.07	0.00	2,559.37
31-Jul-19	382.85	58.96	110.80	0.00	284.70	74.50	15.40	123.90	0.00	2.75	1,094.15	9.60	493.67	43.25	269.01	0.00	2,963.54
06-Aug-19	249.40	88.68	96.18	0.00	195.35	31.55	3.70	92.90	0.00	0.00	742.48	4.20	345.73	32.05	189.18	0.00	2,071.40
13-Aug-19	312.65	76.66	89.25	0.00	235.15	31.85	24.75	109.85	0.00	0.00	914.60	5.00	434.75	35.35	235.87	0.00	2,505.73
20-Aug-19	315.88	92.68	130.90	0.00	253.15	0.00	14.45	112.65	0.00	1.25	933.12	6.50	437.93	40.95	231.12	0.00	2,570.58
31-Aug-19	487.35	61.27	78.60	0.00	400.40	216.20	46.55	175.55	0.00	0.00	1,502.00	12.80	710.78	69.85	547.62	114.58	4,423.55
10-Sep-19	455.54	63.30	140.70	0.00	321.45	0.00	19.70	153.65	0.00	0.00	1,335.25	8.60	630.52	49.55	388.27	154.65	3,721.18
17-Sep-19	326.65	43.90	146.40	0.00	266.10	106.35	21.55	122.75	0.00	1.50	994.74	8.80	464.36	47.64	371.74	87.27	3,009.75
24-Sep-19	322.74	43.90	123.35	0.00	253.00	120.25	21.95	109.70	0.00	0.00	979.43	9.00	456.86	47.05	329.20	80.81	2,897.24
30-Sep-19	239.10	19.40	124.75	0.00	195.85	34.75	14.50	87.50	0.00	0.00	756.16	9.40	319.49	22.45	238.24	21.20	2,082.79
08-Oct-19	527.97	47.40	138.55	0.00	310.90	0.00	12.05	139.00	0.00	1.45	1,189.40	16.20	585.49	58.40	419.27	0.00	3,446.08
15-Oct-19	319.67	26.00	148.69	0.00	261.15	63.45	14.15	119.75	0.00	0.00	984.53	20.00	468.08	45.15	309.79	0.00	2,780.41
22-Oct-19	330.95	52.97	98.45	0.00	216.45	102.00	18.80	107.80	0.00	0.80	965.87	21.40	455.74	43.35	204.56	0.00	2,619.14
31-Oct-19	734.79	80.13	161.30	0.00	223.25	158.35	18.85	155.05	0.00	0.00	1,305.02	16.00	592.68	59.25	279.60	0.00	3,784.27
05-Nov-19	196.68	30.60	55.35	0.00	101.50	0.00	19.95	94.35	0.00	0.00	549.23	8.80	294.17	29.15	137.88	0.00	1,517.66
12-Nov-19	317.00	53.22	123.50	0.00	177.70	114.80	18.85	156.40	0.00	0.00	946.55	10.60	474.46	37.20	198.46	0.00	2,628.74
19-Nov-19	307.75	70.29	83.40	0.00	237.40	374.06	12.75	164.80	0.00	0.00	918.46	12.40	438.63	35.85	203.40	0.00	2,859.19
30-Nov-19	503.13	305.05	171.65	0.00	345.60	70.10	31.80	276.05	0.00	1.30	1,481.32	22.80	713.27	64.60	326.75	0.00	4,313.42
10-Dec-19	451.16	200.51	151.52	0.00	250.80	36.90	3.20	229.75	0.00	0.00	1,323.08	17.60	652.68	51.99	304.40	0.00	3,673.59
17-Dec-19	314.09	185.29	72.10	0.00	147.85	33.20	12.75	105.90	0.00	1.85	960.22	9.00	394.44	39.30	211.01	0.00	2,487.00
24-Dec-19	315.21	66.56	106.60	0.00	185.65	357.45	9.60	115.75	0.00	0.00	956.55	13.20	500.95	31.90	221.93	0.00	2,881.35
31-Dec-19	369.50	55.32	74.75	0.00	152.85	106.15	9.10	116.40	0.00	0.55	1,010.57	12.40	456.91	12.50	241.82	0.00	2,618.82
Year to Date	9,068.70	1,901.49	2,762.94	0.00	5,796.35	2,213.31	420.60	3,223.10	0.00	11.45	24,935.44	279.70	11,844.63	1,031.68	6,601.21	458.51	70,549.11
31-Dec-19	13,733.13				8,430.26			3,234.55			25,215.14		12,876.31		7,059.72		70,549.11
Year to date	9,332.16	3,293.06	3,049.72	0.00	6,546.88	508.65	86.40	3,351.11	0.00	10.70	24,748.17	351.60	11,916.07	1,124.95	6,863.50	710.17	71,893.14
31-Dec-18	15,674.94				7,141.93			3,361.81			25,099.77		13,041.02		7,573.67		71,893.14

EASTERN METROPOLITAN REGIONAL COUNCIL

2019/2020 YTD OTHER TONNAGES DISPOSED AT RED HILL WASTE MANAGEMENT FACILITY

Week Ending	Transfer Station	Class III Contaminated	Class IV Contaminated	Clean Green Transfer St	Clean Green Commercial	Other Commercials	Asbestos (Wrapped)	Hazelmere C&I, Mattress, Woodwaste	Total	TOTAL TONNAGES (Council & Other)
09-Jul-19	127.45	141.80	0.00	12.65	12.55	1,305.79	58.15	69.05	1,727.44	5,244.90
16-Jul-19	99.90	224.10	0.00	13.85	3.95	1,063.76	41.95	0.00	1,447.51	4,064.36
23-Jul-19	84.65	1,063.90	0.00	9.90	6.40	880.01	34.25	67.93	2,147.04	4,706.41
31-Jul-19	114.45	1,598.35	0.00	15.05	13.40	1,098.66	40.75	67.68	2,948.34	5,911.88
06-Aug-19	54.75	354.15	0.00	12.60	12.85	745.53	28.70	11.60	1,220.18	3,291.58
13-Aug-19	72.20	0.00	0.00	17.00	7.80	867.66	38.95	0.00	1,003.61	3,509.34
20-Aug-19	79.90	64.35	0.00	8.95	7.50	857.65	38.90	33.90	1,091.15	3,661.73
31-Aug-19	154.35	93.25	0.00	25.85	17.10	1,455.46	63.75	130.35	1,940.11	6,363.66
10-Sep-19	103.40	380.60	0.00	22.90	4.75	1,645.84	60.75	32.90	2,251.14	5,972.32
17-Sep-19	119.45	518.05	0.00	13.25	16.10	1,484.20	40.30	45.60	2,236.95	5,246.70
24-Sep-19	79.25	2,512.00	0.00	16.05	8.00	1,439.90	45.05	16.10	4,116.35	7,013.59
30-Sep-19	105.10	2,202.80	0.00	16.60	3.75	1,037.44	28.10	73.15	3,466.94	5,549.73
08-Oct-19	102.65	4,808.75	0.00	7.60	22.20	1,462.24	60.55	52.75	6,516.74	9,962.82
15-Oct-19	96.85	4,045.40	0.00	6.25	21.30	1,009.81	58.60	61.25	5,299.46	8,079.87
22-Oct-19	113.15	225.20	0.00	4.15	22.25	923.31	65.75	26.80	1,380.61	3,999.75
31-Oct-19	114.25	63.75	0.00	3.95	23.10	1,301.94	71.40	45.45	1,623.84	5,408.11
05-Nov-19	82.70	732.80	0.00	3.30	10.30	692.48	33.20	39.25	1,594.03	3,111.69
12-Nov-19	85.35	742.20	0.00	4.50	27.65	968.06	44.95	22.90	1,895.61	4,524.35
19-Nov-19	100.65	1,033.90	0.00	6.90	29.25	893.71	54.45	23.90	2,142.76	5,001.95
30-Nov-19	157.30	2,565.15	0.00	10.60	42.80	2,201.68	66.00	34.10	5,077.63	9,391.05
10-Dec-19	151.10	82.45	48.65	7.35	27.10	1,819.39	59.00	54.75	2,249.79	5,923.38
17-Dec-19	85.15	40.05	0.00	6.25	23.65	1,112.24	47.20	56.55	1,371.09	3,858.09
24-Dec-19	133.50	25.30	0.00	11.40	24.00	1,177.53	25.55	10.65	1,407.93	4,289.28
31-Dec-19	92.35	0.00	0.00	5.90	3.95	976.17	52.75	0.00	1,131.12	3,749.94
Year to date 31-Dec-19	2,509.85	23,518.30	48.65	262.80	391.70	28,420.46	1,159.00	976.61	57,287.37	127,836.48
31-Dec-18	2,535.08	1,936.15	191.45	366.00	333.30	40,941.26	1,230.50	1,333.55	48,867.29	120,760.43

EASTERN METROPOLITAN REGIONAL COUNCIL

Page 1 of 1

2019/2020 YTD TONNAGES EXPORTED FROM RED HILL WASTE MANAGEMENT FACILITY

Week	Clay	Ferricrete	Filter / Laterite Rock	Recycled Material from Transfer St.	Mulch	Soil Improver	Total
09-Jul-19	0.00	538.85	95.12	13.35	0.00	17.10	664.42
16-Jul-19	0.00	37.75	114.05	5.93	27.75	21.25	206.73
23-Jul-19	0.00	670.10	51.10	8.70	22.20	38.20	790.30
31-Jul-19	0.00	347.62	16.16	15.55	0.00	20.55	399.88
06-Aug-19	0.00	83.20	39.45	6.18	0.00	30.10	158.93
13-Aug-19	0.00	412.75	33.25	12.15	7.95	56.50	522.60
20-Aug-19	0.00	263.60	0.00	5.43	23.20	11.20	303.43
31-Aug-19	0.00	1,013.20	54.10	17.05	45.65	96.60	1,226.60
10-Sep-19	0.00	528.15	8.15	15.70	14.85	28.30	595.15
17-Sep-19	0.00	576.45	11.30	10.35	19.60	26.90	644.60
24-Sep-19	221.20	597.05	5.85	7.75	0.00	46.10	877.95
30-Sep-19	26.00	0.00	0.00	2.30	18.80	46.40	93.50
08-Oct-19	0.00	26.20	0.00	15.40	21.55	51.80	114.95
15-Oct-19	0.00	240.55	28.95	7.60	9.40	31.05	317.55
22-Oct-19	0.00	272.80	38.40	4.85	18.40	26.35	360.80
31-Oct-19	0.00	88.30	0.00	14.10	21.45	40.95	164.80
05-Nov-19	0.00	11.60	15.25	3.20	4.05	9.60	43.70
12-Nov-19	0.00	81.10	11.40	12.75	16.10	46.40	167.75
19-Nov-19	0.00	54.75	5.55	7.40	3.75	19.05	90.50
30-Nov-19	0.00	60.15	9.75	16.30	41.65	51.90	179.75
10-Dec-19	0.00	197.55	5.35	7.00	32.05	60.90	302.85
17-Dec-19	0.00	100.20	0.00	11.05	21.30	27.95	160.50
24-Dec-19	0.00	21.95	28.25	13.35	20.65	17.50	101.70
31-Dec-19	0.00	4.90	0.00	3.15	39.65	10.95	58.65
Year to date 31-Dec-19	247.20	6,228.77	571.43	236.59	430.00	833.60	8,547.59
Year to date 31-Dec-18	85.80	7,091.50	152.30	196.23	3,576.03	782.37	11,884.23

EASTERN METROPOLITAN REGIONAL COUNCIL
2019/2020 YTD - COUNCIL TONNAGES
Hazelmere Resource Recovery Park - Incoming Materials & Product Sales

Month	Timber Recycling			C & I	Mattress Processing
	2019-2020 Incoming Waste Timber	Sale of Fines 58888/05	Sale of Woodchip 58888/01	Incoming C & I Material	Total Incoming Mattresses
	Tonne	Tonne	Tonne	Tonne	Number
Jul-2019	1,342.13	992.22	12.22	27.74	959
Aug-2019	1,434.12	1,071.56	26.89	8.28	1,437
Sep-2019	1,455.19	984.89	43.11	69.70	1,250
Oct-2019	1,641.94	1,105.11	50.67	8.50	1,113
Nov-2019	1,384.41	927.78	54.44	15.10	1,175
Dec-2019	1,120.28	933.33	67.67	13.98	1,097
Year to Date	8,378.08	6,014.89	255.00	143.30	7,031
YTD Comparison previous year (December)	6,375.30	6,380.89	158.25	322.30	6,700



15 REPORTS OF COMMITTEES

15.1 WASTE ADVISORY COMMITTEE MEETING HELD 13 FEBRUARY 2020 (REFER TO MINUTES OF COMMITTEE) REFERENCE: D2020/00688 (WAC) – D2020/01091

The minutes of the Waste Advisory Committee meeting held on **13 February 2020** accompany and form part of this agenda – (refer to section of 'Minutes of Committees' for Council accompanying this Agenda).

QUESTIONS

The Chairman invited general questions from members on the minutes of the Waste Advisory Committee.

RECOMMENDATION(S)

That with the exception of items, which are to be withdrawn and dealt with separately, Council adopts the recommendations in the Waste Advisory Committee report (Section 15.1).

COUNCIL RESOLUTION(S)

MOVED CR G JOHNSON

SECONDED CR O'CONNOR

THAT COUNCIL ADOPTS THE RECOMMENDATIONS IN THE WASTE ADVISORY COMMITTEE REPORTS (SECTION 15.1).

CARRIED UNANIMOUSLY

WASTE ADVISORY COMMITTEE

MINUTES

13 February 2020

(REF: D2020/00688 (WAC) – D2020/01091)

A meeting of the Waste Advisory Committee was held at the EMRC Administration Office, 1st Floor, 226 Great Eastern Highway, BELMONT WA 6104 on **Thursday, 13 February 2020**. The meeting commenced at **5:00pm**.

TABLE OF CONTENTS

1	DECLARATION OF OPENING AND ANNOUNCEMENT OF VISITORS	1
2	ATTENDANCE, APOLOGIES AND LEAVE OF ABSENCE (PREVIOUSLY APPROVED)	1
3	DISCLOSURE OF INTERESTS	1
4	ANNOUNCEMENTS BY THE CHAIRMAN OR PRESIDING MEMBER WITHOUT DISCUSSION	2
5	PETITIONS, DEPUTATIONS AND PRESENTATIONS	2
6	CONFIRMATION OF MINUTES OF PREVIOUS MEETINGS	2
6.1	<i>MINUTES OF THE WASTE ADVISORY COMMITTEE MEETING HELD ON 21 NOVEMBER 2019 (Ref: D2019/16048)</i>	2
7	QUESTIONS BY MEMBERS OF WHICH DUE NOTICE HAS BEEN GIVEN	2
8	QUESTIONS BY MEMBERS WITHOUT NOTICE	2
9	ANNOUNCEMENT OF CONFIDENTIAL MATTERS FOR WHICH MEETINGS MAY BE CLOSED TO THE PUBLIC	3
10	BUSINESS NOT DEALT WITH FROM A PREVIOUS MEETING	3
11	REPORTS OF EMPLOYEES	4
11.1	<i>2019 WASTE AUDIT RESULTS (Ref: D2020/02378)</i>	4
11.2	<i>EXPRESSION OF INTEREST – EO/2019-007 EMRC FOOD ORGANICS, GARDEN ORGANICS (FOGO) PROCESSING (Ref: D2020/02381)</i>	87
11.3	<i>MOBILE AERATED FLOOR SYSTEM (MAFS) UPDATE (Ref: D2020/02382)</i>	94
11.4	<i>RESOURCE RECOVERY FACILITY UPDATE (Ref: D2020/02384)</i>	98
11.5	<i>ITEMS CONTAINED IN THE INFORMATION BULLETIN (Ref: D2020/00723)</i>	103
12	REPORTS OF DELEGATES	103
13	NEW BUSINESS OF AN URGENT NATURE APPROVED BY THE CHAIRMAN OR PRESIDING MEMBER OR BY DECISION OF MEETING	103
14	CONFIDENTIAL MATTERS FOR WHICH THE MEETING MAY BE CLOSED TO THE PUBLIC	103
15	FUTURE MEETINGS OF THE WASTE ADVISORY COMMITTEE	104
16	DECLARATION OF CLOSURE OF MEETING	104



1 DECLARATION OF OPENING AND ANNOUNCEMENT OF VISITORS

The Chairman opened the meeting at 5:00pm, welcomed visitors and Ms Zara Pedder, Manager Quality and Environment from the Southern Metropolitan Regional Council (SMRC) and acknowledged the traditional custodians of the land on which the meeting was held and paid respects to the elders past, present and future.

2 ATTENDANCE, APOLOGIES AND LEAVE OF ABSENCE (PREVIOUSLY APPROVED)

Committee Members

Cr Steve Wolff (Chairman)	EMRC Member	City of Belmont
Cr Mel Congerton (Deputy Chairman)	EMRC Member	City of Swan
Cr Kathryn Hamilton	EMRC Member	Town of Bassendean
Cr Giorgia Johnson	EMRC Member	City of Bayswater
Cr Dylan O'Connor	EMRC Member	City of Kalamunda
Cr Doug Jeans	EMRC Member	Shire of Mundaring
Mr Brice Campbell (Deputising for Mr Adams)	Recycling & Waste Coordinator	Town of Bassendean
Mr Mike Worthington (Deputising for Mr Pearson)	Manager Environmental Health	City of Bayswater
Mr Steve Morrison (Deputising for Ms Reid)	Manager Works	City of Belmont
Mr Brett Jackson	Director Asset Services	City of Kalamunda
Mr Shane Purdy	Director Infrastructure Services	Shire of Mundaring
Mr Jim Coten	Executive Manager Operations	City of Swan
Mr Marcus Geisler	Chief Executive Officer	EMRC

Apologies

Cr John Daw	EMRC Member	Shire of Mundaring
Mr Phillip Adams	Executive Manager Infrastructure	Town of Bassendean
Mr Doug Pearson	Director Works and Infrastructure	City of Bayswater
Ms Melanie Reid	Director Infrastructure Services	City of Belmont

EMRC Officers

Mr Stephen Fitzpatrick	Chief Project Officer
Mr Hua Jer Liew	Chief Financial Officer
Mrs Wendy Harris	Chief Sustainability Officer
Mr Stephen Conway	Manager Engineering & Waste Services
Mrs Annie Hughes-d'Aeth	PA to Chief Financial Officer/Council Support (Minutes)

Visitor(s)

Ms Zara Pedder	Manager Quality and Environment, Southern Metropolitan Regional Council (SMRC)
----------------	--

3 DISCLOSURE OF INTERESTS

Nil



4 ANNOUNCEMENTS BY THE CHAIRMAN OR PRESIDING MEMBER WITHOUT DISCUSSION

Nil

5 PETITIONS, DEPUTATIONS AND PRESENTATIONS

A presentation was be provided at Item 11.1 – 2019 Waste Audit Results by Ms Zara Pedder, Manager Quality and Environment from the Southern Metropolitan Regional Council (SMRC).

6 CONFIRMATION OF MINUTES OF PREVIOUS MEETINGS

6.1 MINUTES OF THE WASTE ADVISORY COMMITTEE MEETING HELD ON 21 NOVEMBER 2019

That the Minutes of the Waste Advisory Committee meeting held on 21 November 2019 which have been distributed, be confirmed.

WAC RESOLUTION(S)

MOVED CR CONGERTON

SECONDED CR JEANS

THAT THE MINUTES OF THE WASTE ADVISORY COMMITTEE MEETING HELD ON 21 NOVEMBER 2020 WHICH HAVE BEEN DISTRIBUTED, BE CONFIRMED.

CARRIED UNANIMOUSLY

7 QUESTIONS BY MEMBERS OF WHICH DUE NOTICE HAS BEEN GIVEN

Nil

8 QUESTIONS BY MEMBERS WITHOUT NOTICE

Mr Purdy noted that the proposal for the Container Deposit Scheme (CDS) failed twice when presented to the EMRC Council and asked if there was any intention to pursue further.

The CEO provided an update to the meeting regarding the CDS and advised that WARRRL has approached other organisations for the refund and aggregation points.

Cr Johnson queried the process of recording the votes.

The CEO advised that this can be accommodated at the request of Councillors following each vote.

Cr O'Connor queried whether the restructure of the executive team was in place.

The CEO confirmed this as was previously advised at the briefing session on 23 January 2020. The CEO advised that the Chairman and Deputy Chairman were consulted and in agreement and an update would be presented to the CEOPRC and distributed to EMRC Councillors.



9 ANNOUNCEMENT OF CONFIDENTIAL MATTERS FOR WHICH MEETINGS MAY BE CLOSED TO THE PUBLIC

Nil

10 BUSINESS NOT DEALT WITH FROM A PREVIOUS MEETING

Nil



11 REPORTS OF EMPLOYEES

11.1 2019 WASTE AUDIT RESULTS

REFERENCE: D2020/00720 (WAC) – D2020/02378

PURPOSE OF REPORT

The purpose of this report is to inform Council of the results of the recent waste audit of the member Council rubbish bins to inform the implementation of the Food Organics and Garden Organics (FOGO) strategy.

KEY POINTS AND RECOMMENDATION(S)

- The Southern Metropolitan Regional Council (SMRC) was appointed in October 2019 to conduct an audit of the member Council rubbish bins.
- Six hundred bins were audited between October 2019 and December 2019 at the SMRC's Canning Vale audit facility.
- A total of 8,732 kg of waste was collected and audited against the various waste audit categories.
- There was an average of 27% recyclables in the bins (paper, cardboard, plastics, glass, aluminum and steel).
- The average organics content was 55.1%, which included food waste, packaged food waste, green waste, timber and other putrescible waste, of which 43.5% would be considered as processible FOGO waste.
- There was an average of 5.2 eligible CDS containers per household per week.
- Results of the Waste Audit 2019 will be used in the modelling of FOGO collections and in the tender for a FOGO processing facility.

Recommendation(s)

That:

1. The report be received.
2. The results from the 2019 Waste Audit be used in the tender process for a FOGO processing facility and in the FOGO modelling study.

SOURCE OF REPORT

Chief Project Officer

BACKGROUND

The EMRC periodically conducts audit of the member Council waste stream, including the rubbish, recycling, tip face and on one occasion a trial organics (2009).

The last comprehensive waste audit was done in 2013, results of which were provided to member Councils and informed the Resource Recovery Facility project.

In a confidential report to the 22 August 2019 meeting of Council, it was resolved:

“THAT:

1. *COUNCIL ENDORSES THE REQUIREMENT FOR A WASTE AUDIT OF MEMBER COUNCILS PRIOR TO THE IMPLEMENTATION OF A FOOD ORGANICS AND GARDEN ORGANICS (FOGO) COLLECTION SYSTEM.*



Item 11.1 continued

2. *LOCATIONS OF THE AUDITS TO BE DETERMINED IN CONSULTATION WITH MEMBER COUNCILS.*
3. *THE AUDIT IS TO INCLUDE COUNTING AND CLASSIFYING DATA ON CDS MATERIALS.*
4. *COUNCIL BY ABSOLUTE MAJORITY IN ACCORDANCE WITH SECTION 6.8(1)(B) OF THE LOCAL GOVERNMENT 1995 AUTHORIZES AN EXPENDITURE UP TO THE AMOUNT SPECIFIED IN THE REPORT FOR A WASTE AUDIT.*
5. *THE REPORT REMAIN CONFIDENTIAL AND TO BE CERTIFIED BY THE CHAIRMAN AND CEO."*

REPORT

The Southern Metropolitan Regional Council (SMRC) was appointed in October 2019 to conduct an audit of the member Council rubbish bins.

Six hundred were audited between October 2019 and December 2019 at the SMRC's Canning Vale audit facility – one hundred (100) bins per member Council.

A total of 8,732 kg of waste was collected and audited against the categories of:

1. Recyclables (paper, cardboard, plastics, glass, aluminium and steel).
2. Non-recyclables (organics, earth, textiles, medical, pathogenic infectious, hazardous, e-waste, miscellaneous).

There was an average of 27% recyclables in the bins (paper, cardboard, plastics, glass, aluminium and steel) and of this, there was an average of 5.2 eligible CDS containers per household per week.

Within the non-recyclables fraction, the average organics content was 55.1%, which included food waste, packaged food waste, green waste, timber and other putrescible waste. If packaged food waste and timber is excluded then 43.5% of the contents would be considered as processible FOGO waste.

By way of comparison, the Organics Trial from 2009 showed that the dedicated third for organics (food and greenwaste) yielded 45% of the total waste collected from the selected households (organics plus the residual).

Results of the 2019 waste audit will be used in the modelling of FOGO collections, in the tender specification for a FOGO processing facility and will also help inform the CDS implementation and behaviour change in waste education.

STRATEGIC/POLICY IMPLICATIONS

Key Result Area 1 – Environmental Sustainability

- 1.1 To provide sustainable waste disposal operations
- 1.2 To improve regional waste management.
- 1.3 To provide resource recovery and recycling solutions in partnership with member Councils.

FINANCIAL IMPLICATIONS

The cost of the 2019 waste audit was approved by Council at its meeting on 22 August 2019.

SUSTAINABILITY IMPLICATIONS

The organic fraction of household waste is the driver for the EMRC FOGO strategy to produce quality compost and/or biogas and renewable energy.



Item 11.1 continued

MEMBER COUNCIL IMPLICATIONS

Member Council	Implication Details
Town of Bassendean	Results of the Waste Audit 2019 will inform member Council waste education.
City of Bayswater	
City of Belmont	
City of Kalamunda	
Shire of Mundaring	
City of Swan	

ATTACHMENT(S)

EMRC Waste Audit Report 2019 (D2020/02379)

VOTING REQUIREMENT

Simple Majority

RECOMMENDATION(S)

That:

1. The report be received.
2. The results from the 2019 Waste Audit be used in the tender process for a FOGO processing facility and in the FOGO modelling study.

Ms Zara Pedder, Manager Quality and Environment from the Southern Metropolitan Regional Council (SMRC) provided a presentation and discussion ensued.

WAC RECOMMENDATION(S)

MOVED CR O'CONNOR

SECONDED CR CONGERTON

That:

1. The report be received.
2. The results from the 2019 Waste Audit be used in the tender process for a FOGO processing facility and in the FOGO modelling study.

CARRIED UNANIMOUSLY

COUNCIL RESOLUTION(S)

MOVED CR G JOHNSON

SECONDED CR O'CONNOR

THAT:

1. THE REPORT BE RECEIVED.
2. THE RESULTS FROM THE 2019 WASTE AUDIT BE USED IN THE TENDER PROCESS FOR A FOGO PROCESSING FACILITY AND IN THE FOGO MODELLING STUDY.

CARRIED UNANIMOUSLY



Eastern Metropolitan Regional Council Waste Audit Report 2019

31 January 2020



SOUTHERN METROPOLITAN REGIONAL COUNCIL
REGIONAL RESOURCE RECOVERY CENTRE

Date	Document Format	Issued to	Number of Documents Issued
28 January 2020	Electronic Mail	Stephen Fitzpatrick	1
31 January 2020	Electronic Mail	Stephen Fitzpatrick	1

Revision				
Rev. No	Significant Change Update	Description of Change	Author	Effective Date
2	Diagrams not presented and extra Table Inputs	Diagrams fig2 and fig10 updated in pdf version and CDS per household per council included.	ZPe	31/01/2020

Copyright Statement

© Southern Metropolitan Regional Council

ABN 28 965 675 752

Notice

Neither Southern Metropolitan Regional Council nor the authority responsible for undertaking this project accepts any responsibility and each disclaims any liability for the accuracy of, or inferences from, the material contained in this publication, or for any actions as a result of any person's or group's interpretations, deductions, conclusions or actions in reliance on this material.

While reasonable efforts have been made to ensure that the contents of this publication are factually correct, Southern Metropolitan Regional Council does not accept responsibility for the accuracy or completeness of the contents and shall not be liable for any loss or damage that may be occasioned directly or indirectly through the use of, or reliance on, the contents of this publication.

Any representation, statement, opinion or advice, expressed or implied in this publication is made in good faith, but on the basis that Southern Metropolitan Regional Council is not liable (whether by reason of negligence, lack of care or otherwise) to any person for any damage or loss whatsoever, which has occurred or may occur in relation to that person taking or not taking (as the case may be) action in respect to any representation or statement of advice referred to herein.

How to contact the Council:

Southern Metropolitan Regional Council

9 Aldous Place Booragoon WA 6154

PO Box 1501 Booragoon WA 6954

Telephone: (08) 9329 2700

Mobile: 0419 945 365

Facsimile: (08) 9330 6788

E-mail: smrc@smrc.com.au

Internet: www.smrc.com.au

Acknowledgements

All images are copyright Southern Metropolitan Regional Council unless otherwise indicated.

Thanks to

This audit would not have been possible without the support and the supply of information from:

- Eastern Metropolitan Regional Council
- Southern Metropolitan Regional Council
- Town of Bassendean
- City of Bayswater
- City of Belmont
- City of Kalamunda
- Shire of Mundaring
- City of Swan
- Cleanaway
- Suez

2	January 2020	EMRC Waste Audit Report 2019	ZPe	CYa	CYa
Revision	Date	Description	Prepared	Checked	Approved
Printed documents are not controlled.					

Contents

1	Executive Summary.....	i
2	Introduction	1
2.1	Project Objectives	1
2.2	Audit Objectives	1
2.3	Scope.....	1
3	Methodology.....	1
3.1	Sample Selection.....	1
3.2	Sample Collection	2
3.3	Physical Audit Method – Sorting.....	2
3.4	Weighing	2
3.5	Records.....	2
3.6	Limitations.....	2
4	Total Weights	3
4.1	Total Material Weights collected.....	3
5	Findings	4
5.1	Key Performance Indicators.....	5
5.1.1	Waste generation by household/week/year	5
5.1.2	Food waste including Other Putrescible and Green Waste disposed by per household / by week 8	
5.1.3	Recyclables disposed by per household / by week.....	10
5.1.4	Container Deposit Scheme (CDS), for each council	13
6	Conclusions	14
6.1	Comparison of Council Results	14
	Abbreviations.....	15
	Glossary.....	16
7	Appendix 1 Stream Comparison Graphs.....	17
7.1	All Councils Waste Stream Comparison Graphs	18
7.2	Bassendean Waste Stream Comparison Graphs.....	25
7.3	Bayswater Waste Stream Comparison Graphs	32
7.4	Belmont Waste Stream Comparison Graphs	39
7.5	Kalamunda Waste Stream Comparison Graphs.....	46
7.6	Mundaring Waste Stream Comparison Graphs	53
7.7	Swan Waste Stream Comparison Graphs	60
8	Appendix 2 Detailed Categories Tables	67
9	Appendix 3 Category Descriptors	70

Tables

Table 1 All Council Summary Table Waste.....	i
Table 2 Material Weights.....	3
Table 3 Waste Summary	4
Table 4 KPI – Waste generation by household/week	5
Table 5 KPI – Food waste including Other Putrescible disposed by per household / by week	8
Table 6 KPI – Green waste including Other Putrescible disposed by per household / by week	8
Table 7 KPI – FOGO including Other Putrescible disposed by per household / by week	8
Table 8 KPI – Recyclables disposed by per household / by week	10
Table 9 KPI –Container Deposit Scheme (CDS) Weight and Counts for each Council	13
Table 10 KPI –Container Deposit Scheme (CDS) per household by Weight for each Council	13
Table 11 KPI – KPI –Container Deposit Scheme (CDS) per household by Count for each Council	13
Table 12 Bassendean Waste Summary Table	31
Table 13 Bayswater Waste Summary Table.....	38
Table 14 Belmont Waste Summary Table.....	45
Table 15 Kalamunda Waste Summary Table	52
Table 16 Mundaring Waste Summary Table.....	59
Table 17 Swan Waste Summary Table	66
Table 18 EMRC All Councils Waste Detailed Table	68
Table 19 Category Descriptors.....	71

Figures

Figure 1 Waste Bin Weights	5
Figure 2 Total Waste Generation All Councils	6
Figure 3 Waste Component Breakdown All Councils	6
Figure 4 Comparison All Councils Waste	7
Figure 5 All Councils Waste Breakdown of Organic Component including Packaged Food Waste	8
Figure 6 All Councils Waste Comparison of Organic Component.....	9
Figure 7 All Councils Breakdown of Recyclable Component	10
Figure 8 Recyclables Comparison All Councils	11
Figure 9 Resource Recovery Rates.....	12
Figure 10 Resource Recovery Rates All Councils	12
Figure 11 Container Deposit Scheme Counts - All Councils.....	14
Figure 12 All Councils Waste Streams.....	18
Figure 13 All Councils Waste Paper	19
Figure 14 All Councils Waste Cardboard.....	19
Figure 15 All Councils Waste Plastics	20
Figure 16 All Councils Waste Glass	20
Figure 17 All Councils Waste Ferrous.....	21
Figure 18 All Councils Waste Non Ferrous.....	21
Figure 19 All Councils Waste Organic	22
Figure 20 All Councils Waste Earth	22
Figure 21 All Councils Waste Medical and Pathogenic Infectious	23
Figure 22 All Councils Waste Hazardous.....	23
Figure 23 All Councils Waste Electronic and Miscellaneous.....	24
Figure 24 Bassendean Waste Stream	25
Figure 25 Bassendean Waste Paper.....	25
Figure 26 Bassendean Waste Cardboard	26

Figure 27 Bassendean Waste Plastics	26
Figure 28 Bassendean Waste Glass.....	27
Figure 29 Bassendean Waste Ferrous.....	27
Figure 30 Bassendean Waste Non-Ferrous.....	28
Figure 31 Bassendean Waste Organic	28
Figure 32 Bassendean Waste Earth	29
Figure 33 Bassendean Waste Medical and Pathogenic Infectious	29
Figure 34 Bassendean Waste Hazardous.....	30
Figure 35 Bassendean Waste Electronic and Miscellaneous	30
Figure 36 Bayswater Waste Stream.....	32
Figure 37 Bayswater Waste Paper	32
Figure 38 Bayswater Waste Cardboard	33
Figure 39 Bayswater Waste Plastics.....	33
Figure 40 Bayswater Waste Glass	34
Figure 41 Bayswater Waste Ferrous	34
Figure 42 Bayswater Waste Non Ferrous	35
Figure 43 Bayswater Waste Organic	35
Figure 44 Bayswater Waste Earth and Textiles.....	36
Figure 45 Bayswater Waste Medical and Pathogenic Infectious.....	36
Figure 46 Bayswater Waste Hazardous	37
Figure 47 Bayswater Waste Electronic and Miscellaneous	37
Figure 48 Belmont Waste Stream	39
Figure 49 Belmont Waste Paper	39
Figure 50 Belmont Waste Cardboard	40
Figure 51 Belmont Waste Plastics.....	40
Figure 52 Belmont Waste Glass	41
Figure 53 Belmont Waste Ferrous	41
Figure 54 Belmont Waste Non Ferrous.....	42
Figure 55 Belmont Waste Organic	42
Figure 56 Belmont Waste Earth and Textiles.....	43
Figure 57 Belmont Waste Medical and Pathogenic Infectious.....	43
Figure 58 Belmont Waste Hazardous	44
Figure 59 Belmont Waste Electronic and Miscellaneous.....	44
Figure 60 Kalamunda Waste Stream.....	46
Figure 61 Kalamunda Waste Paper.....	46
Figure 62 Kalamunda Waste Cardboard	47
Figure 63 Kalamunda Waste Plastics	47
Figure 64 Kalamunda Waste Glass.....	48
Figure 65 Kalamunda Waste Ferrous.....	48
Figure 66 Kalamunda Waste Non-Ferrous.....	49
Figure 67 Kalamunda Waste Organic.....	49
Figure 68 Kalamunda Waste Earth and Textiles	50
Figure 69 Kalamunda Waste Medical and Pathogenic Infectious	50
Figure 70 Kalamunda Waste Hazardous	51
Figure 71 Kalamunda Waste Electronic and Miscellaneous	51
Figure 72 Mundaring Waste Stream	53
Figure 73 Mundaring Waste Paper	53
Figure 74 Mundaring Waste Cardboard	54
Figure 75 Mundaring Waste Plastics.....	54
Figure 76 Mundaring Waste Glass	55
Figure 77 Mundaring Waste Ferrous	55

Figure 78 Mundaring Waste Non-Ferrous	56
Figure 79 Mundaring Waste Organic	56
Figure 80 Mundaring Waste Earth and Textiles.....	57
Figure 81 Mundaring Waste Medical and Pathogenic Infectious.....	57
Figure 82 Mundaring Waste Hazardous	58
Figure 83 Mundaring Waste Electronic and Miscellaneous	58
Figure 84 Swan Waste Stream	60
Figure 85 Swan Waste Paper	60
Figure 86 Swan Waste Cardboard.....	61
Figure 87 Swan Waste Plastics.....	61
Figure 88 Swan Waste Glass	62
Figure 89 Swan Waste Ferrous	62
Figure 90 Swan Waste Non-Ferrous	63
Figure 91 Swan Waste Organic	63
Figure 92 Swan Waste Earth and Textiles.....	64
Figure 93 Swan Waste Medical and Pathogenic Infectious	64
Figure 94 Swan Waste Hazardous.....	65
Figure 95 Swan Waste Electronic and Miscellaneous.....	65

1 Executive Summary

At the request of Eastern Metropolitan Regional Council an audit was carried out on samples of Waste collected in selected areas within their regional councils. The objective of the audit was to gain an understanding of the material composition of the waste streams in the Town of Bassendean, City of Bayswater, City of Belmont, City of Kalamunda, Shire of Mundaring, and City of Swan. The resultant information would be utilised to develop plans to improve waste management strategies.

Key Findings

- All councils Waste sample material was composed of 27% Recyclables, 55.1% Organic in nature (Food and Green Waste, Packaged Food Waste, Wood, and Other Putrescible) and the remaining 17.9% of Pathogenic Infectious 4.69%, Earth 3.88%, Miscellaneous 3.32%, Hazardous 1.05%, Textiles 3.97%, Electronic Waste 0.74%, and Medical 0.23%.

Table 1 All Council Summary Table Waste

EMRC Waste Audit		
Total All Council Data		
Recyclables	Net Weight	Percentage of Weight
Paper	729.1 kg	8.35%
Cardboard	282.3 kg	3.23%
Plastics	775.8 kg	8.88%
Glass	315.5 kg	3.61%
Aluminium	84.4 kg	0.97%
Steel	172.5 kg	1.98%
Recyclables Total		
	2,359.5 kg	27.0%
Non-Recyclables		
Organic	4,810.9 kg	55.1%
Earth	338.4 kg	3.88%
Textiles	347.0 kg	3.97%
Medical	20.5 kg	0.23%
Pathogenic Infectious	409.5 kg	4.69%
Hazardous	91.6 kg	1.05%
Electronic Waste	65.0 kg	0.74%
Miscellaneous	289.9 kg	3.32%
Non-Recyclables Total		
	6,372.7 kg	73.0%
Summary		
Total Recyclables	2,359.5 kg	27.0%
Total Non-Recyclables	6,372.7 kg	73.0%
	8,732.2 kg	100%

2 Introduction

The Southern Metropolitan Regional Council (SMRC) was commissioned by the Eastern Metropolitan Regional Council, to carry out an audit on the composition of residential waste in the localities; Town of Bassendean, City of Bayswater, City of Belmont, City of Kalamunda, Shire of Mundaring, and City of Swan. This audit was conducted at the end of Spring 2019 on the waste material to create a baseline of bin collection system. The information will be utilised to implement strategies for continuous improvement in waste services, waste avoidance and resource recovery.

2.1 Project Objectives

Material analysis of domestic properties in the Eastern Metropolitan Region within the local governments of; Town of Bassendean, City of Bayswater, City of Belmont, City of Kalamunda, Shire of Mundaring, and City of Swan.

2.2 Audit Objectives

The Audit is based on:

- Provide data to assist in developing knowledge of generation and composition.
- Identification and classification of sample material
- Contamination level from the Waste stream (MSW)

2.3 Scope

A composition analysis was conducted on each of the Waste streams for Town of Bassendean, City of Bayswater, City of Belmont, City of Kalamunda, Shire of Mundaring, and City of Swan including:

- Provide data which is statistically accurate
- Provide information based on a classification breakdown, of all materials into the categories as detailed.
- Provide comparative analysis of the waste streams by local government.
- Arrange schedule collection of waste to SMRC Audit Facility, sorting and disposal of all material.

The analysis conducted included:

- Identification and classification of sample material;
- Total weight of materials sampled;
- Contamination levels from the waste streams;
- Container Deposit Scheme (CDS), for each council, of the total weight and counts.

3 Methodology

3.1 Sample Selection

The methodology is Per Property method, which requires the collection and analysis of the contents of bagged General Waste (MSW) from individual properties MGB's (bin by bin). MGB's from single-unit properties are randomly selected from council suburbs that represent the socio-economic average for the local government. A total of 600 properties will be collected and audited from the whole eastern metropolitan region. From each council, 100 properties will be audited. Using a random number generator; single-unit dwellings will be selected to attain a primary list. From the primary list, a secondary list of randomly selected single-unit residential addresses will be chosen to be audited.

3.2 Sample Collection

The methodology used was to, 'bag n tag' on the normal bin collection day, recording the bin presentation, percentage full and time collected, before returning to RRRC's Audit Facility to audit the individual MGB's contents. Annual seasonal variations will be not considered.

The three (3) areas/suburbs were chosen by the local government but in suburbs that represent the social economic average for the that local government in which it is situated. Samples were collected by the SMRC auditors and delivered to the SMRC Audit Facility.

3.3 Physical Audit Method – Sorting

The material was separated and sorted into 58 categories of recyclable and non-recyclable components. The sample material underwent a preliminary sort to remove any large clearly visible materials. Once completed the secondary and more thorough sort was conducted where the smaller items were removed for further inspection and sorting.

3.4 Weighing

Note: The sorted material was weighed in smaller fractions using weigh scales with a rated accuracy of +/- 5%; hence there may be minor discrepancies between the incoming weights and the final total weights recorded in the audit process. This factor was taken into account when viewing the data obtained. Also, environmental impacts and the components of the material samples may also influence accuracy of data/error percentages during the physical auditing process. For example, large volumes of liquid mixed in with the material may create subsequent moisture and mass loss through decomposition and evaporation.

3.5 Records

Audit data was recorded using a mix of electronic and paper based systems to create and maintain appropriate auditing records.

3.6 Limitations

These audits may not reflect a whole representative sample of the local government population, it only reflects behaviour of one week's worth of waste from that chosen area.

A few local governments chose to only give a small sample set for random selection.

Shire of Mundaring sample set was extended, due to shortage of households to randomly select.

The allowance for some re-sampling of houses where the council/contractor has inadvertently collected the waste stream prior to the sampling was extended in all councils to reach the 100 bin samples per council.

4 Total Weights

4.1 Total Material Weights collected

Table 2 Material Weights

	Waste Total
Bassendean	1,392.0 kg
Bayswater	1,073.4 kg
Belmont	1,603.4 kg
Kalamunda	1,642.5 kg
Mundaring	1,192.0 kg
Swan	1,828.9 kg
Bassendean	1,392.0 kg
Overall	8,732.2 kg

* Note weight is based on the total 1 week cycle period of sample material from sample areas

5 Findings

The overall audit data collected is summarised in Table 3.

EMRC Total Waste Audit														
Recyclables	Town of Bassendean		City of Bayswater		City of Belmont		City of Kalamunda		Shire of Mundaring		City of Swan		Total All Councils	
	Net Weight	Percentage of Weight	Net Weight	Percentage of Weight	Net Weight	Percentage of Weight	Net Weight	Percentage of Weight	Net Weight	Percentage of Weight	Net Weight	Percentage of Weight	Net Weight	Percentage of Weight
Paper	85.1 kg	6.1%	119.7 kg	11.1%	176.8 kg	11.0%	95.5 kg	5.8%	103.9 kg	8.7%	148.1 kg	8.1%	729.1 kg	8.3%
Cardboard	39.5 kg	2.8%	47.0 kg	4.4%	46.4 kg	2.9%	57.0 kg	3.5%	31.7 kg	2.7%	60.7 kg	3.3%	282.3 kg	3.2%
Plastics	112.8 kg	8.11%	113.7 kg	10.6%	126.2 kg	7.9%	139.9 kg	8.5%	126.8 kg	10.6%	156.3 kg	8.55%	775.8 kg	8.9%
Glass	42.0 kg	3.0%	47.1 kg	4.4%	51.2 kg	3.2%	67.4 kg	4.1%	52.0 kg	4.4%	55.9 kg	3.1%	315.5 kg	3.6%
Aluminium	12.5 kg	0.90%	15.4 kg	1.44%	12.7 kg	0.79%	17.5 kg	1.07%	11.6 kg	0.97%	14.6 kg	0.80%	84.4 kg	0.97%
Steel	22.8 kg	1.64%	14.7 kg	1.37%	25.3 kg	1.57%	53.5 kg	3.26%	25.1 kg	2.10%	31.2 kg	1.70%	172.5 kg	1.98%
Recyclables Total	314.8 kg	22.6%	357.6 kg	33.3%	438.6 kg	27.4%	430.9 kg	26.2%	351.1 kg	29.5%	466.7 kg	25.5%	2,359.5 kg	27.0%
Non-Recyclables														
Organic	884.5 kg	63.54%	552.1 kg	51.43%	908.1 kg	56.64%	923.0 kg	56.20%	596.9 kg	50.08%	946.2 kg	51.74%	4,810.9 kg	55.09%
Earth	66.9 kg	4.81%	39.5 kg	3.7%	92.0 kg	5.74%	46.1 kg	2.8%	44.4 kg	3.7%	49.5 kg	2.71%	338.4 kg	3.88%
Textiles	36.2 kg	2.60%	28.0 kg	2.60%	40.2 kg	2.50%	128.9 kg	7.85%	50.0 kg	4.20%	63.7 kg	3.49%	347.0 kg	3.97%
Medical	0.90 kg	0.06%	2.32 kg	0.22%	4.02 kg	0.25%	3.75 kg	0.23%	8.08 kg	0.68%	1.43 kg	0.08%	20.5 kg	0.23%
Pathogenic Infectious	56.26 kg	4.04%	44.60 kg	4.16%	61.59 kg	3.84%	79.26 kg	4.83%	66.54 kg	5.58%	101.21 kg	5.53%	409.5 kg	4.69%
Hazardous	14.77 kg	1.06%	1.12 kg	0.10%	13.86 kg	0.86%	12.22 kg	0.74%	43.78 kg	3.67%	5.86 kg	0.32%	91.6 kg	1.05%
Electronic Waste	8.2 kg	0.59%	16.6 kg	1.55%	13.2 kg	0.83%	8.6 kg	0.52%	15.1 kg	1.27%	3.2 kg	0.18%	65.0 kg	0.74%
Miscellaneous	9.49 kg	0.68%	31.61 kg	2.95%	31.89 kg	1.99%	9.78 kg	0.60%	16.09 kg	1.35%	191.05 kg	10.45%	289.9 kg	3.32%
Non-Recyclables Total	1,077.2 kg	77.4%	715.8 kg	66.7%	1,164.9 kg	72.6%	1,211.6 kg	73.8%	840.9 kg	70.5%	1,362.3 kg	74.5%	6,372.7 kg	73.0%
Summary														
Total Recyclables	314.8 kg	22.6%	357.6 kg	33.3%	438.6 kg	27.4%	430.9 kg	26.2%	351.1 kg	29.5%	466.7 kg	25.5%	2,359.5 kg	27.0%
Total Non-Recyclables	1,077.2 kg	77.4%	715.8 kg	66.7%	1,164.9 kg	72.6%	1,211.6 kg	73.8%	840.9 kg	70.5%	1,362.3 kg	74.5%	6,372.7 kg	73.0%
	1,392.0 kg	100%	1,073.4 kg	100%	1,603.4 kg	100%	1,642.5 kg	100%	1,192.0 kg	100%	1,828.9 kg	100%	8,732.2 kg	100%

Table 3 Waste Summary

5.1 Key Performance Indicators

5.1.1 Waste generation by household/week/year

The weight, in kilograms of waste per household, per week, per council, was determined based on the total weight of material received from each area sampled for Bassendean, Bayswater, Belmont, Kalamunda, Mundaring and Swan and the number of household rubbish bins collected on the day of sampling. The below tables show the bins kilogram per sample/per sample week are averaging 14.6kg. The City of Bayswater at 10.7kg, of which 3.6kg was recyclable and the remaining 7.2kg non-recyclable was the lowest bin weights. The City of Swan held the most bin weight per sample week with 18.3kg, of which 4.7kg was recyclables, and only 13.6kg was non-recyclables.

Waste generation by household/week/season	Town of Bassendean	City of Bayswater	City of Belmont	City of Kalamunda	Shire of Mundaring	City of Swan
Total Kilograms collected	1,392.0 kg	1,073.4 kg	1,603.4 kg	1,642.5 kg	1,192.0 kg	1,828.9 kg
Number of Samples Presented	100	100	100	100	100	100
kilograms per household / sample week	13.9 kg	10.7 kg	16.0 kg	16.4 kg	11.9 kg	18.3 kg
kilograms per household / per year	723.8 kg	558.1 kg	833.8 kg	854.1 kg	619.8 kg	951.1 kg

Table 4 KPI – Waste generation by household/week

***Note:** The Shire of Mundaring has 140L size bins as compared to 240L size bins in the other councils.

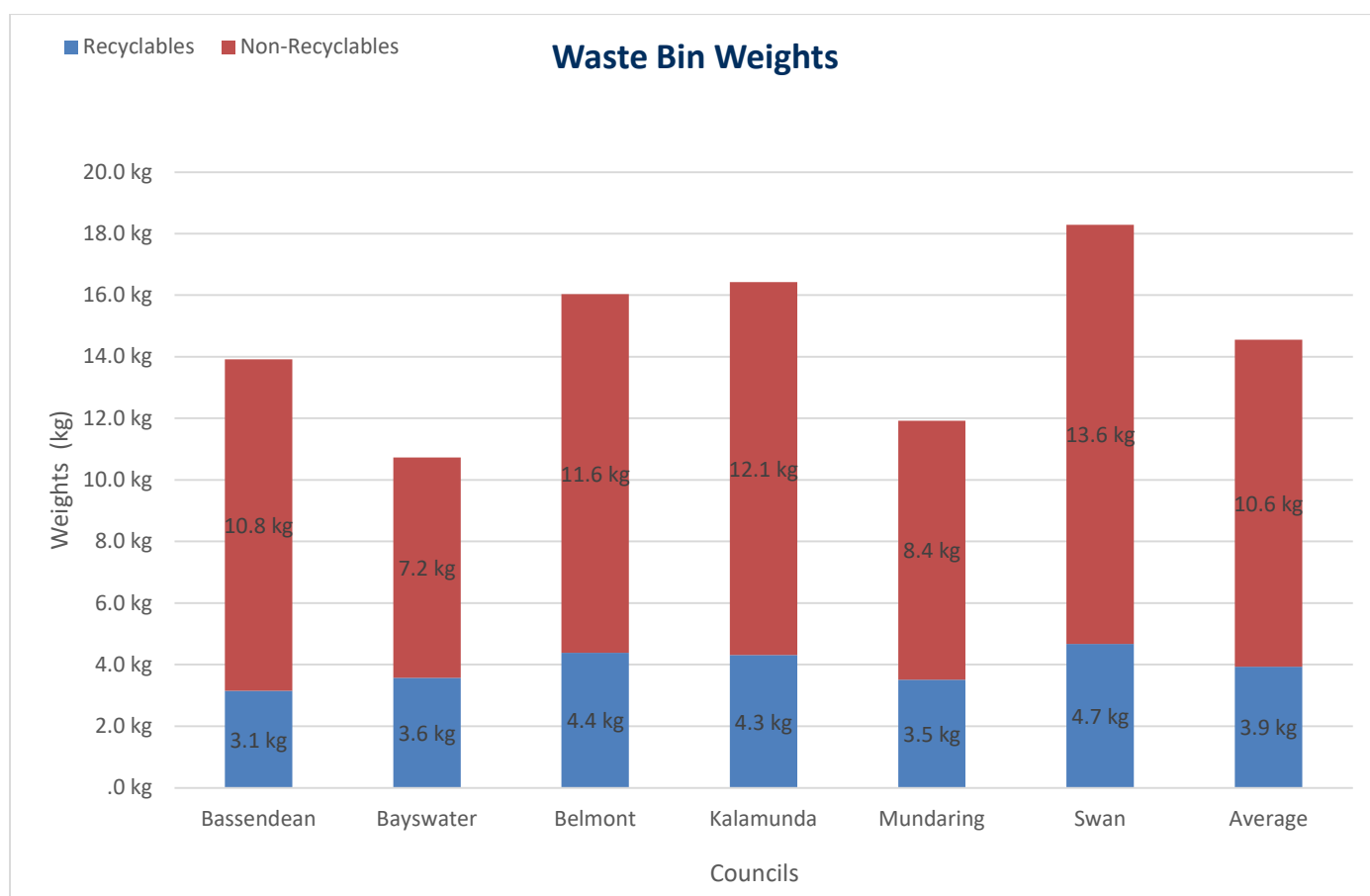


Figure 1 Waste Bin Weights

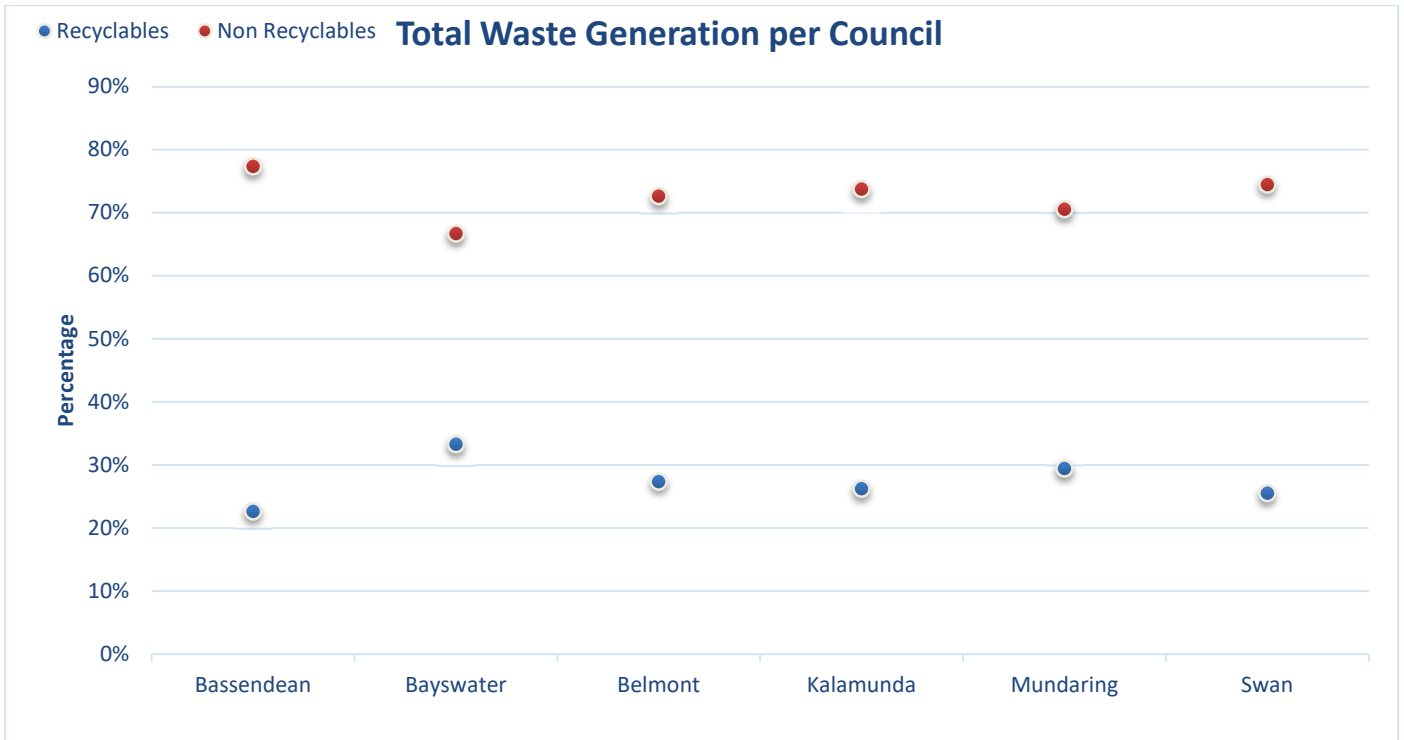


Figure 2 Total Waste Generation All Councils

The following graphs give a visual representation of the Waste Bin Breakdown and Comparison for all EMRC Regional Councils.

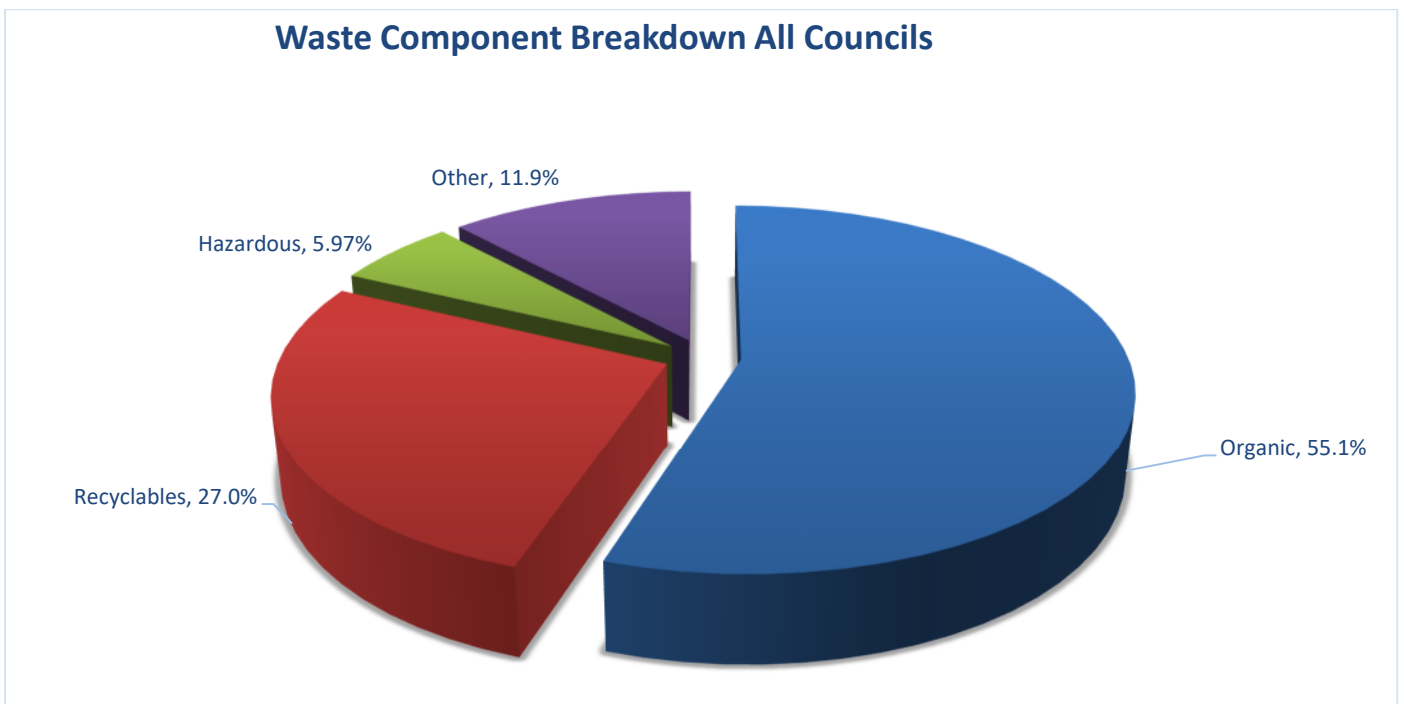


Figure 3 Waste Component Breakdown All Councils

The Organic 55.1% and the Recyclable 27% material are the highest in the comparison the Hazardous 5.9% and Other but the Other category, consistently made up of Electrical items, Computer accessories, Household items and Miscellaneous was 11.9%.

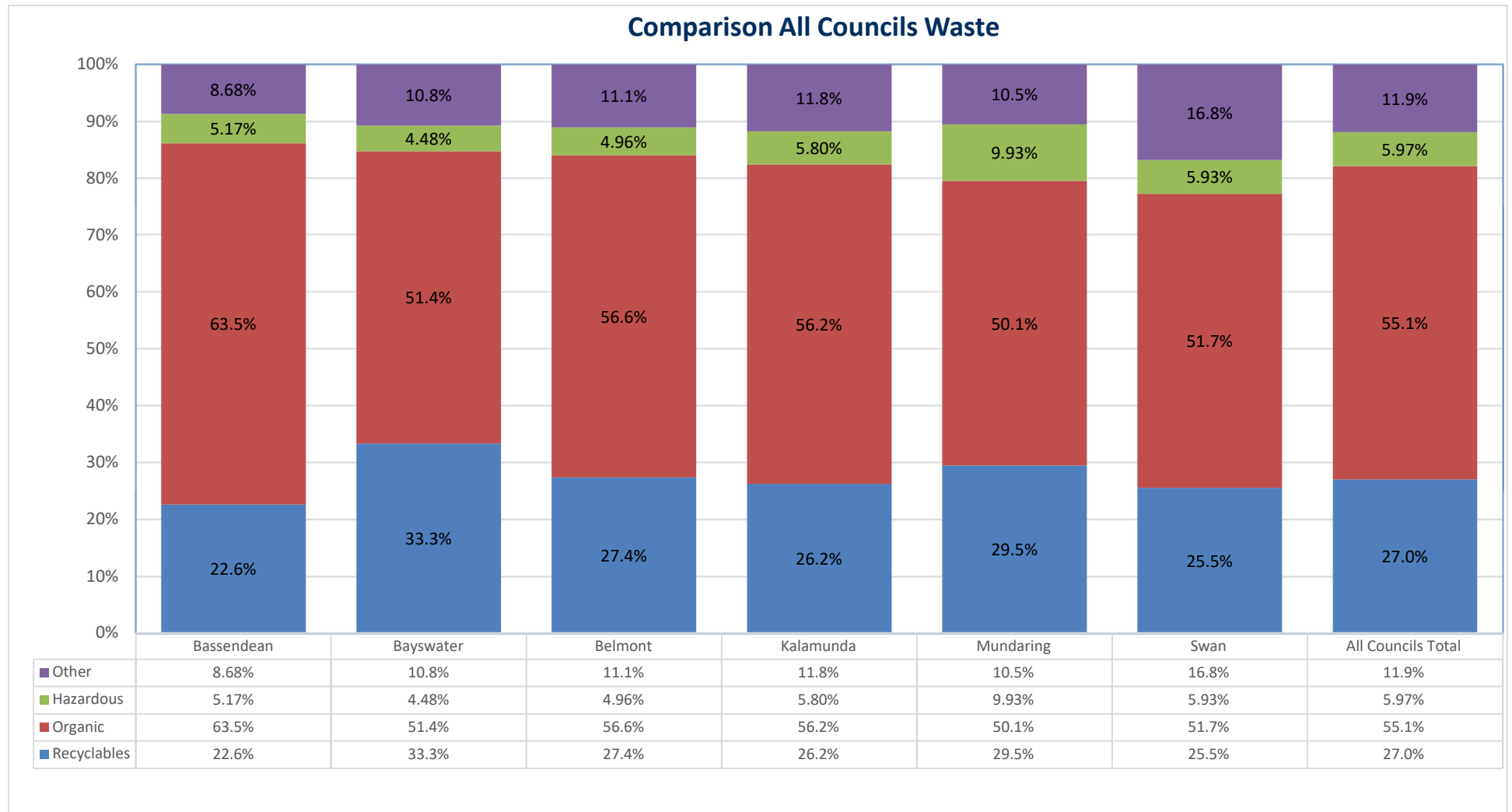


Figure 4 Comparison All Councils Waste

5.1.2 Food waste including Other Putrescible and Green Waste disposed by per household / by week

(This does not include Packaged Food Waste)

Below the audit results show an average of 2.74kg /week / household of Food Waste including Other Putrescible is produced over all councils, and an average of 3.60kg /week / household was found for Green Waste. Together the Food Organics Garden Organics (FOGO) give an average of 6.34kg / week / household.

Food waste including Other Putrescible disposed by per household / by week (This does not include Packaged Food Waste)	Town of Bassendean	City of Bayswater	City of Belmont	City of Kalamunda	Shire of Mundaring	City of Swan
Total Kilograms collected	174.7 kg	309.6 kg	284.8 kg	248.6 kg	246.0 kg	377.5 kg
Number of Samples Presented	100	100	100	100	100	100
kilograms per household / sample week	1.75 kg	3.10 kg	2.85 kg	2.49 kg	2.46 kg	3.77 kg
kilograms per household / per year	90.9 kg	161.0 kg	148.1 kg	129.3 kg	127.9 kg	196.3 kg

Table 5 KPI – Food waste including Other Putrescible disposed by per household / by week

Green waste disposed by per household / by week	Town of Bassendean	City of Bayswater	City of Belmont	City of Kalamunda	Shire of Mundaring	City of Swan
Total Kilograms collected	541.8 kg	100.0 kg	480.5 kg	420.4 kg	199.4 kg	418.1 kg
Number of Samples Presented	100	100	100	100	100	100
kilograms per household / sample week	5.42 kg	1.00 kg	4.81 kg	4.20 kg	1.99 kg	4.18 kg
kilograms per household / per year	281.7 kg	52.0 kg	249.9 kg	218.6 kg	103.7 kg	217.4 kg

Table 6 KPI – Green waste including Other Putrescible disposed by per household / by week

Food Organics Garden Organics (FOGO) disposed by per household / by week	Town of Bassendean	City of Bayswater	City of Belmont	City of Kalamunda	Shire of Mundaring	City of Swan
Total Kilograms collected	716.5 kg	409.6 kg	765.3 kg	668.9 kg	445.4 kg	795.6 kg
Number of Samples Presented	100	100	100	100	100	100
kilograms per household / sample week	7.17 kg	4.10 kg	7.65 kg	6.69 kg	4.45 kg	7.96 kg
kilograms per household / per year	372.6 kg	213.0 kg	398.0 kg	347.9 kg	231.6 kg	413.7 kg

Table 7 KPI – FOGO including Other Putrescible disposed by per household / by week

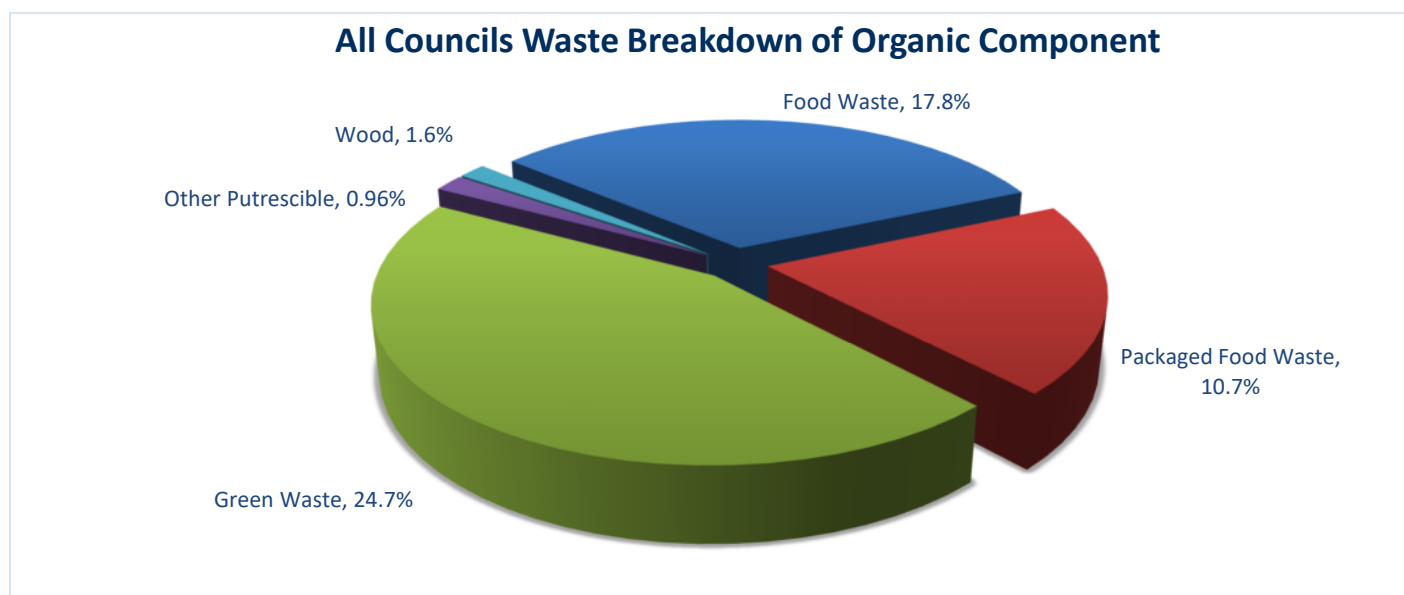


Figure 5 All Councils Waste Breakdown of Organic Component including Packaged Food Waste

The figures above illustrate the comparison between the percentages in Organics of Food Waste, Packaged Food Waste, Green Waste, Wood and Other Putrescible in the waste stream audited. Overall the total of Organics found in the waste material from all councils was 55.1%, FOGO material excluding Packaged Food Waste 43.5% and Packaged Food Waste 10.7% with Wood at 0.86%.

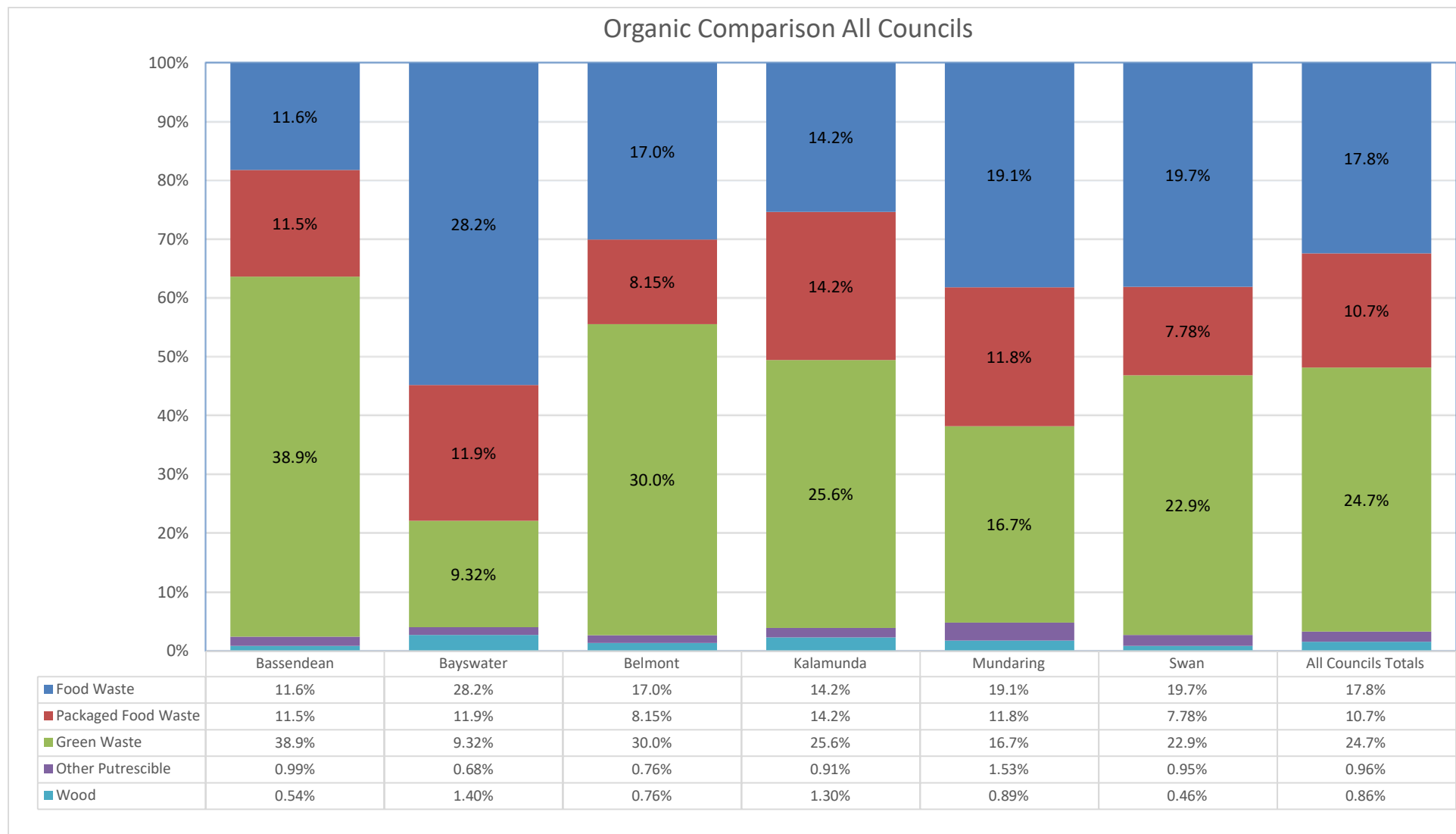


Figure 6 All Councils Waste Comparison of Organic Component

5.1.3 Recyclables disposed by per household / by week

The audit results below show an average of 3.93kg with a range of 3.15kg to 4.67kg per household / per week across all councils of recyclables lost in the waste streams.

Recyclables disposed by per household / by week	Town of Bassendean	City of Bayswater	City of Belmont	City of Kalamunda	Shire of Mundaring	City of Swan
Total Kilograms collected	314.8 kg	357.6 kg	438.6 kg	430.9 kg	351.1 kg	466.7 kg
Number of Samples Presented	100	100	100	100	100	100
kilograms per household / sample week	3.1 kg	3.6 kg	4.4 kg	4.3 kg	3.5 kg	4.7 kg
kilograms per household / per year	163.7 kg	185.9 kg	228.1 kg	224.1 kg	182.5 kg	242.7 kg

Table 8 KPI – Recyclables disposed by per household / by week

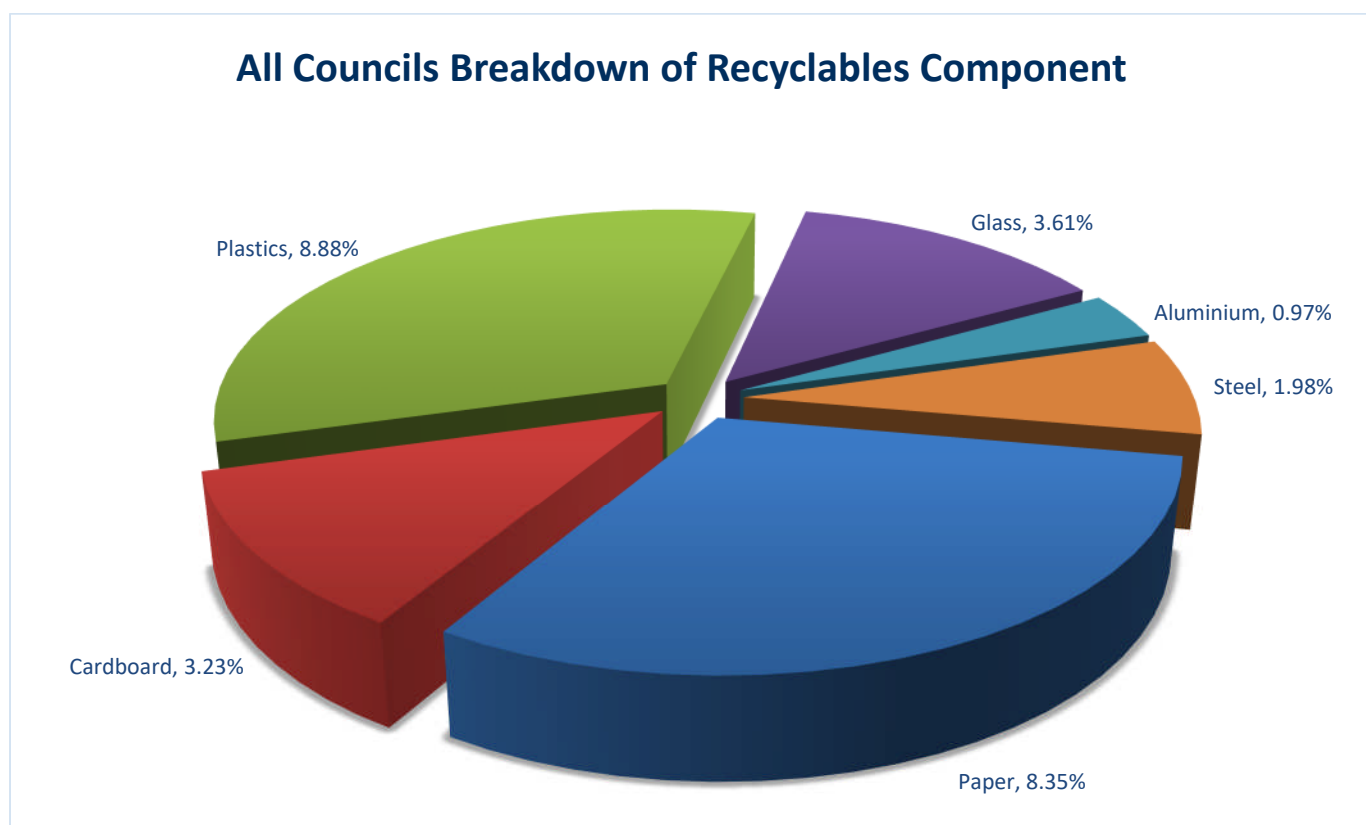


Figure 7 All Councils Breakdown of Recyclable Component

The figures above give a representation of all councils combined data results. Plastics at 8.88% is the most recyclable item across all councils to be placed into the waste stream for disposal. This is closely followed by Paper 8.35%, then Glass 3.61%, Cardboard 3.23%, Steel 1.98% and Aluminium at 0.97%.

The figure below gives a detailed breakdown comparison of the recyclables within each council in the Waste.

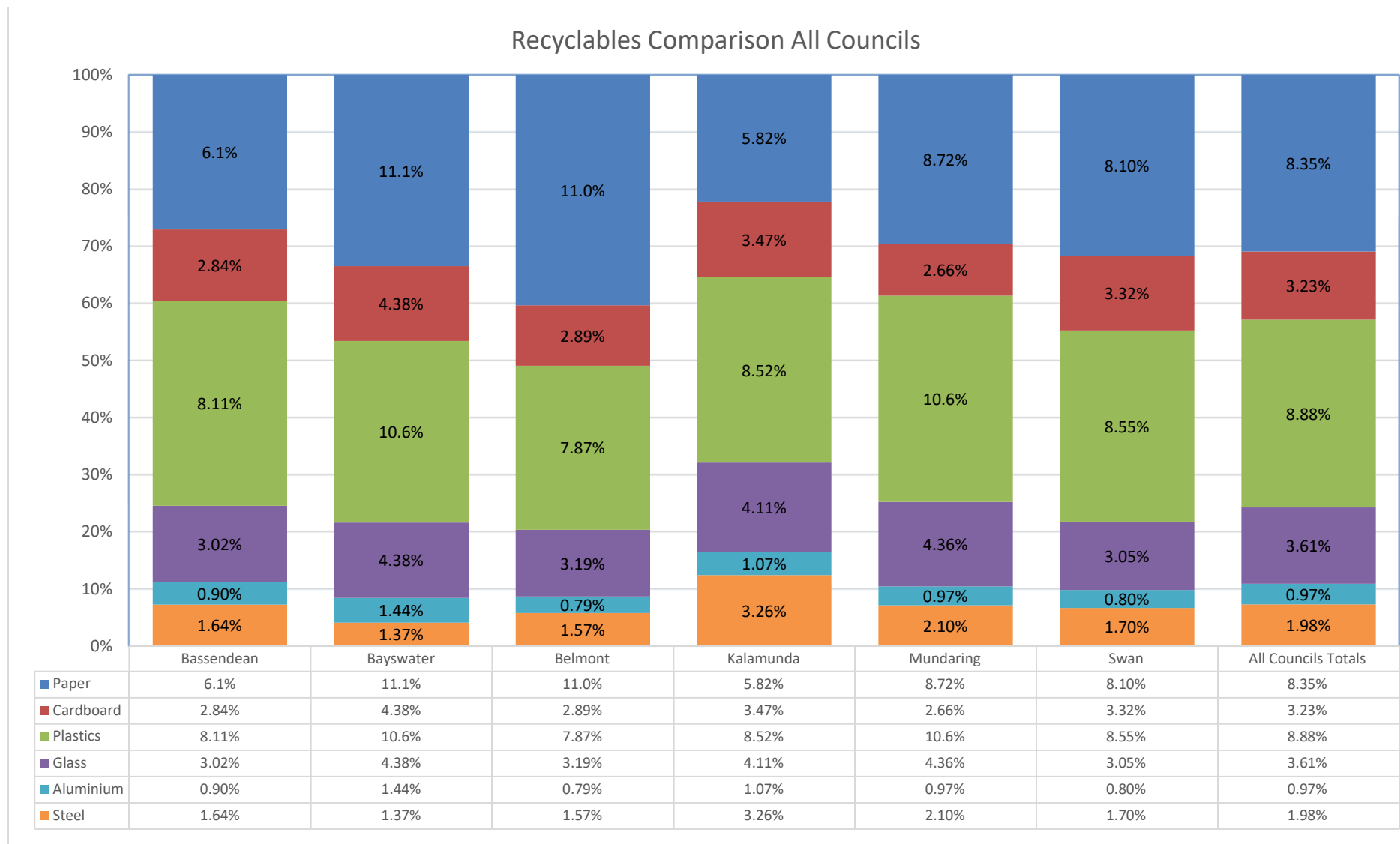


Figure 8 Recyclables Comparison All Councils

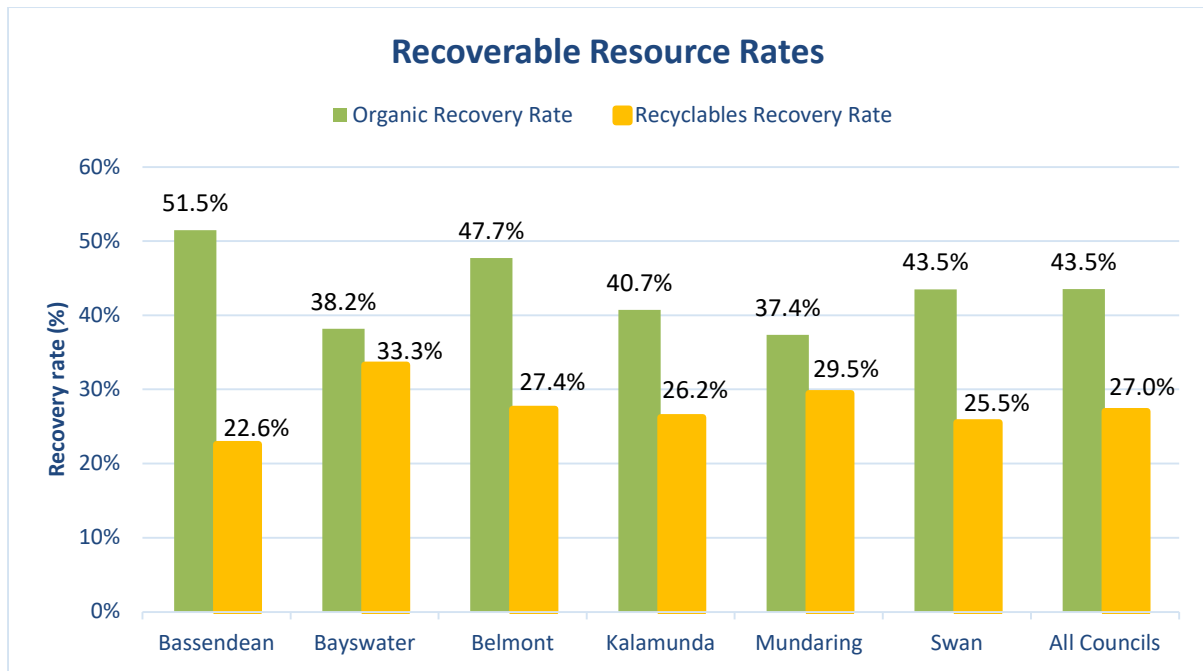


Figure 9 Resource Recovery Rates

An assessment was carried out on the theoretical recovery of recoverable resources for the waste streams on the recyclables, food waste and garden waste including putrescible waste, but excluding packaged food waste. Calculations are based on organic material going to a composting facility and recyclables to a Waste facility instead of going to a landfill. The maximum recovery rate possible based on this audit is 70.6% for all councils combined. A total of 43.5% of waste material found in the audit samples are classed as compostable; this means that potentially 27% of the waste stream can be recovered as recyclables, with just 29.4% not suitable for Waste or composting.

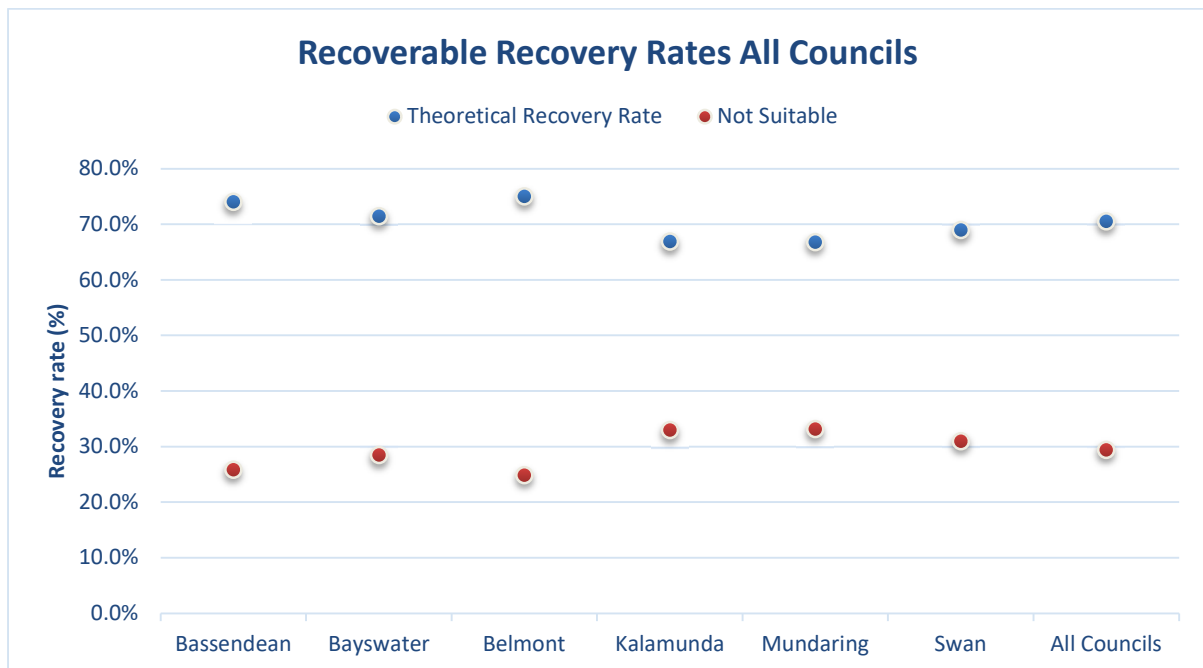


Figure 10 Resource Recovery Rates All Councils

5.1.4 Container Deposit Scheme (CDS), for each council

Container Deposit Scheme (CDS), for each council, of the total weight and counts for the following audited;

Summary Weights	Town of Bassendean		City of Bayswater		City of Belmont		City of Kalamunda		Shire of Mundaring		City of Swan		All Councils	
	Weight	Count	Weight	Count	Weight	Count	Weight	Count	Weight	Count	Weight	Count	Weight	Count
Recyclable Cardboard	3.63 kg	66	6.35 kg	35	3.81 kg	71	3.38 kg	43	4.72 kg	66	6.90 kg	60	28.8 kg	341
PET#1	5.91 kg	130	1.73 kg	62	5.96 kg	183	6.40 kg	182	3.60 kg	90	6.48 kg	110	30.1 kg	757
HDPE#2	0.22 kg	3	1.52 kg	28	1.16 kg	6	0.46 kg	11	0.54 kg	9	2.65 kg	17	6.55 kg	74
Glass	23.8 kg	64	41.7 kg	115	34.2 kg	107	52.3 kg	130	31.9 kg	84	50.7 kg	95	234.5 kg	595
Aluminium Cans	5.09 kg	235	4.15 kg	223	3.60 kg	204	5.82 kg	310	3.14 kg	198	6.10 kg	176	27.9 kg	1346
Total	38.6 kg	498	55.4 kg	463	48.7 kg	571	68.4 kg	676	43.9 kg	447	72.8 kg	458	327.8 kg	3113

Table 9 KPI –Container Deposit Scheme (CDS) Weight and Counts for each Council

Container Deposit Scheme (CDS), for each council, per household audited;

Container Deposit Scheme (CDS) disposed by per household / by week (Weight)	Town of Bassendean	City of Bayswater	City of Belmont	City of Kalamunda	Shire of Mundaring	City of Swan	All Councils
Total Kilograms collected	38.6 kg	55.4 kg	48.7 kg	68.4 kg	43.9 kg	72.8 kg	327.8 kg
Number of Samples Presented	100	100	100	100	100	100	600
kilograms per household / sample week	.386 kg	.554 kg	.487 kg	.684 kg	.439 kg	.728 kg	.546 kg
kilograms per household / per year	20.1 kg	28.8 kg	25.3 kg	35.6 kg	22.8 kg	37.9 kg	28.4 kg

Table 10 KPI –Container Deposit Scheme (CDS) per household by Weight for each Council

Container Deposit Scheme (CDS) generated by per household / by week (Counts)	Town of Bassendean	City of Bayswater	City of Belmont	City of Kalamunda	Shire of Mundaring	City of Swan	All Councils
Total CDS Items	498	463	571	676	447	458	3113
Number of Samples Presented	100	100	100	100	100	100	600
Average per household / sample week	5.0	4.6	5.7	6.8	4.5	4.6	5.2
Estimated Average per household / per year	259	241	297	352	232	238	270

Table 11 KPI – KPI –Container Deposit Scheme (CDS) per household by Count for each Council

Container Deposit Scheme Counts - All Councils

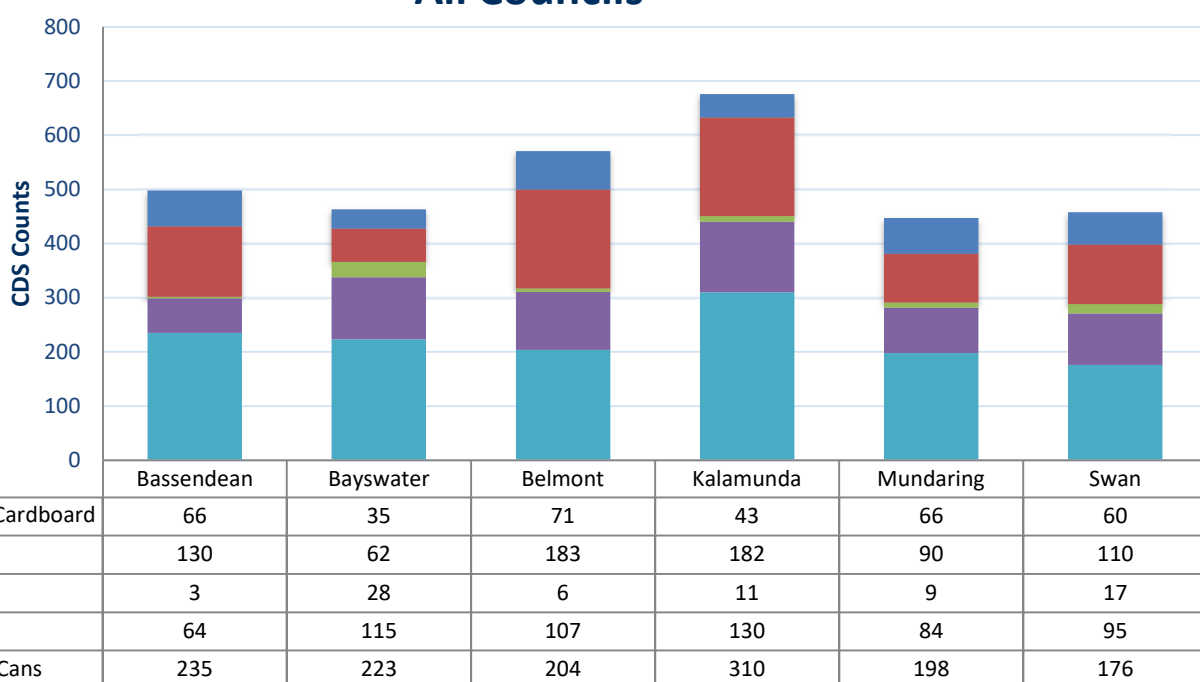


Figure 11 Container Deposit Scheme Counts - All Councils

6 Conclusions

6.1 Comparison of Council Results

The purpose of these audits was to identify the potential recovery rates for Food Organics Garden Organics material and number of potential collection of containers for the Containers Deposit Scheme. Neither council provided any sample area with educational material or notification of the audits.

The main comparisons between all six councils are: Across all councils, there was an average of 27% recyclables collected and 73% non-recyclables. Within the non-recyclables 43.5% can be consider as food waste and garden waste (FOGO) material with 29.4% remaining non-compostable.

The City of Bayswater had the lowest kilograms per bin collected at 10.7kg while the City of Swan had the highest at 18.3kg per bin. The results showed an average over all councils 14.6kg per household per week could be collected.

Based of the data, the City of Swan generated more recyclables per household/week with 4.7kg per bin as compared to Town of Bassendean with the lowest at 3.1kg per household/week. Although, Town of Bassendean showed to have produced the highest green waste at 5.42kg per household/week, with the City of Bayswater at the lowest 1.0kg. The City of Swan had the most Food waste generated per household/week with 3.77kg and the Town of Bassendean with 1.75kg at the smallest.

Percentage wise the City of Bayswater presented the highest recyclables recovered with 33.3% while the Town of Bassendean had the lowest at 22.6%. The City of Bayswater had the highest Paper 11.1%, Cardboard 4.4%, Plastics 10.6%, Glass 4.4% and Aluminium 1.44% recorded between the councils while City of Kalamunda had the highest Steel 3.26%.

Abbreviations

MGB - Mobile Garbage Bin

MSW – Municipal Solid Waste

REC – Recyclables

FOGO – Food Organics Garden Organics

SMRC – Southern Metropolitan Regional Council

WCF - Waste Composting Facility

EMRC – Eastern Metropolitan Regional Council

CDS - Container Deposit Scheme

Glossary

Hazardous - component of the waste stream which by its characteristics poses a threat or risk to public health, safety or the environment (includes substances which are toxic, infectious, mutagenic, carcinogenic, teratogenic, explosive, flammable, corrosive, oxidising and radioactive. Hazardous wastes are generally unsuitable for landfill disposal and should only be accepted within landfills after appropriate treatment and/or in accordance with specific licence conditions or with specific, written approval from the Director, Environmental Management Division

Pathogenic infectious - disposable nappies, incontinence pads and sanitary napkins (not otherwise classified as biomedical wastes due to the presence of infectious material)

Putrescible - component of the waste stream likely to become putrid - including wastes that contain organic materials such as food wastes or wastes of animal or vegetable origin, which readily bio-degrade within the environment of a landfill

Recovery Rate – percentage of material collected in a waste a stream that is diverted from landfill in practice by a processing or Waste facility

Appendix 1

Stream Comparison Graphs

7.1 All Councils Waste Stream Comparison Graphs

The following graphs give a detailed representation of the totals of Waste streams together from all councils.

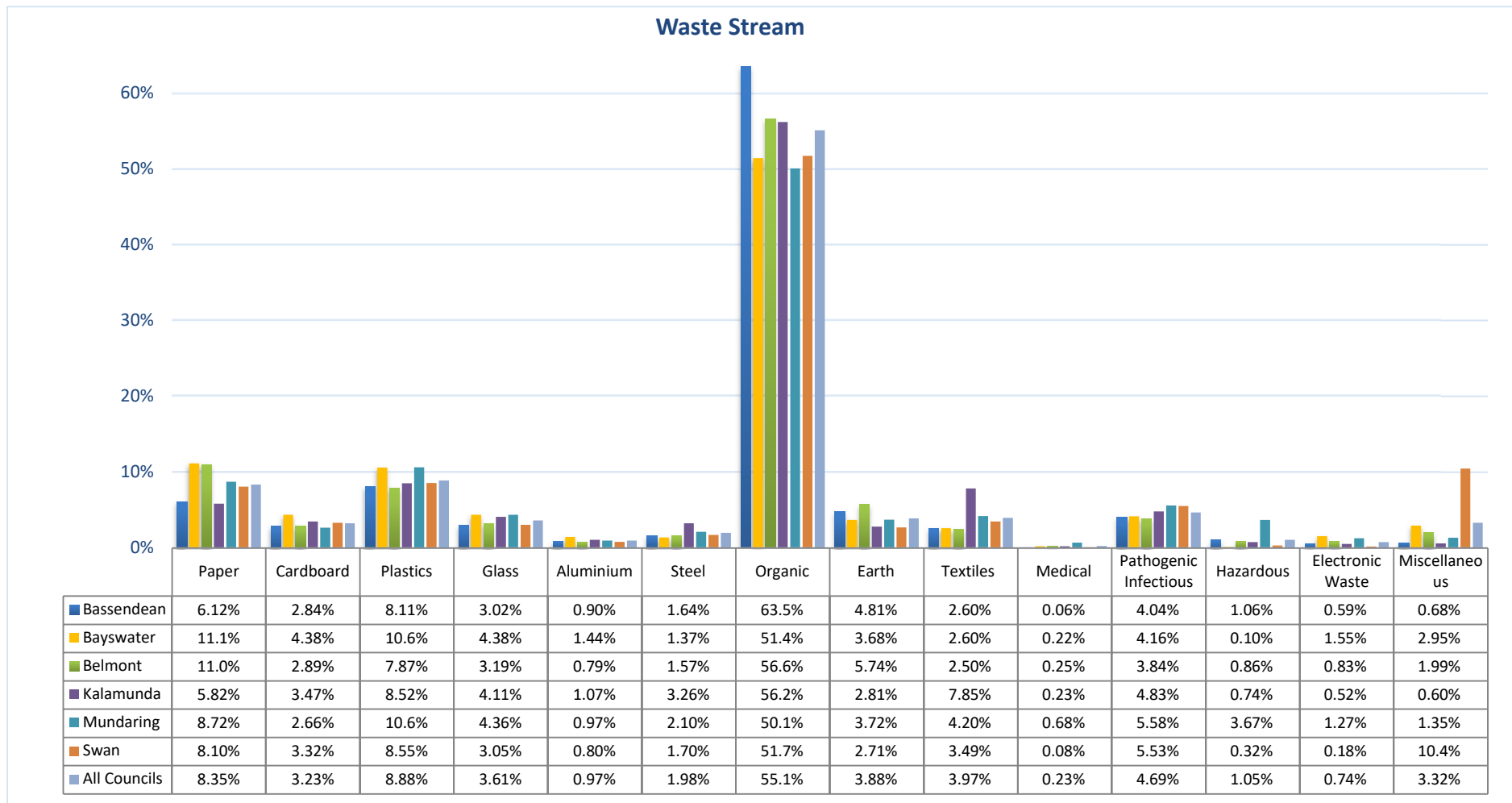


Figure 12 All Councils Waste Streams

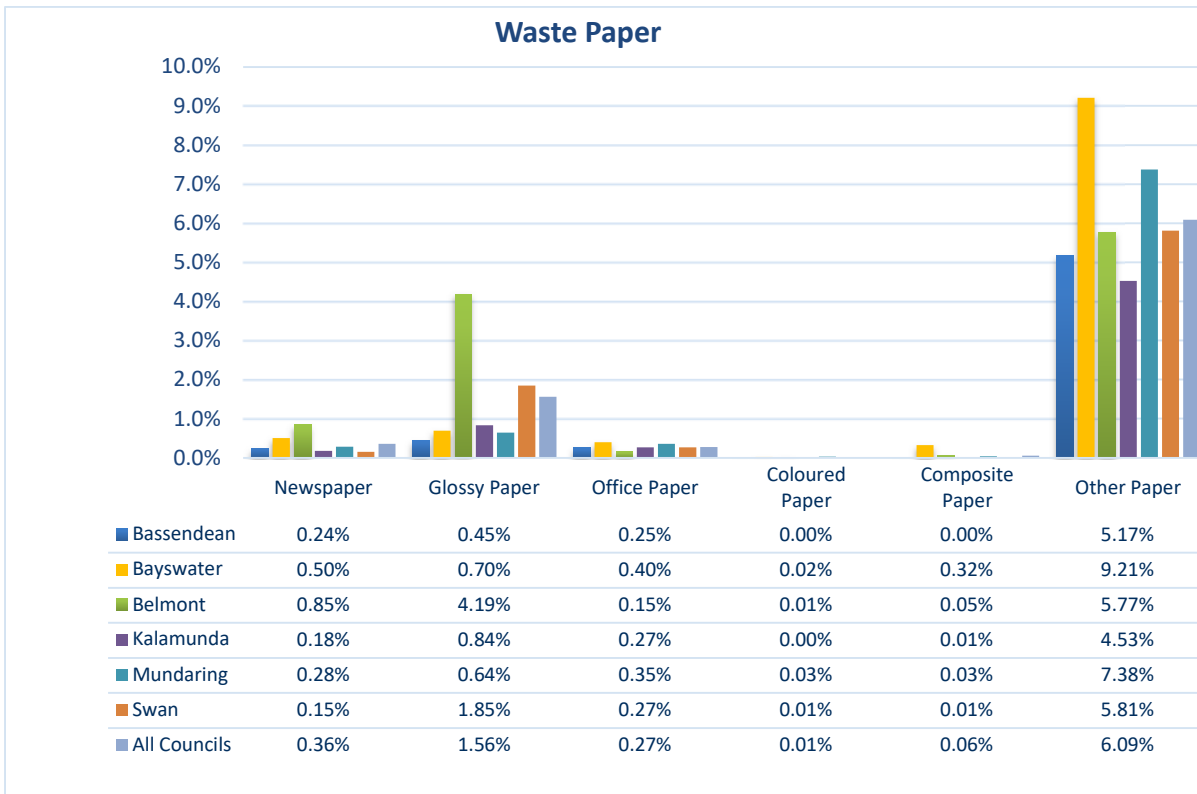


Figure 13 All Councils Waste Paper

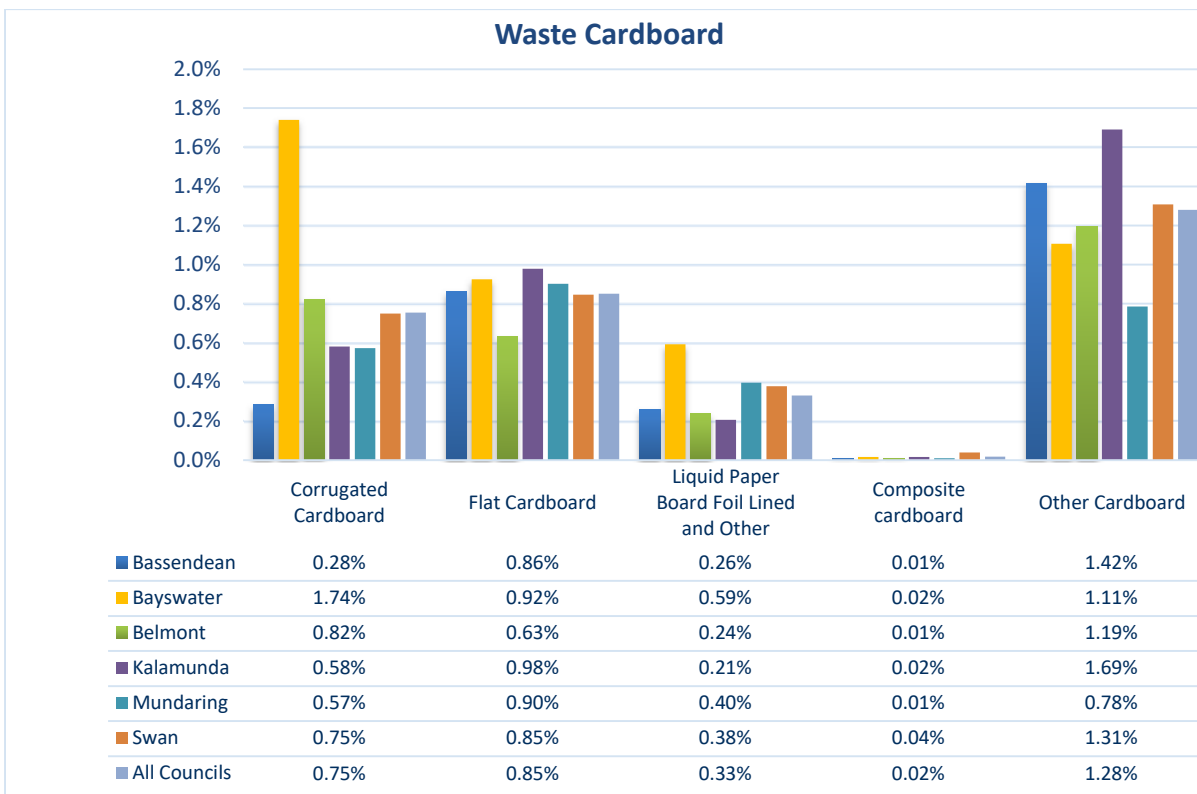


Figure 14 All Councils Waste Cardboard

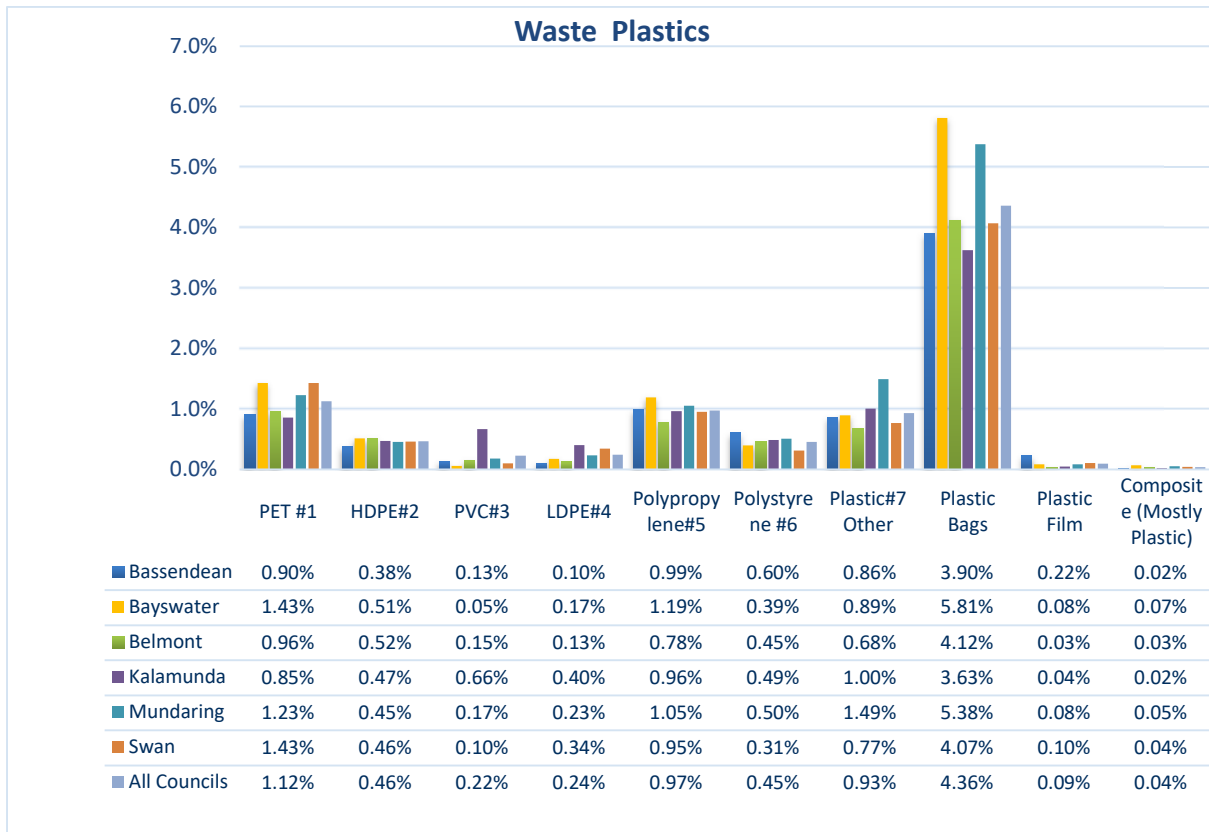


Figure 15 All Councils Waste Plastics

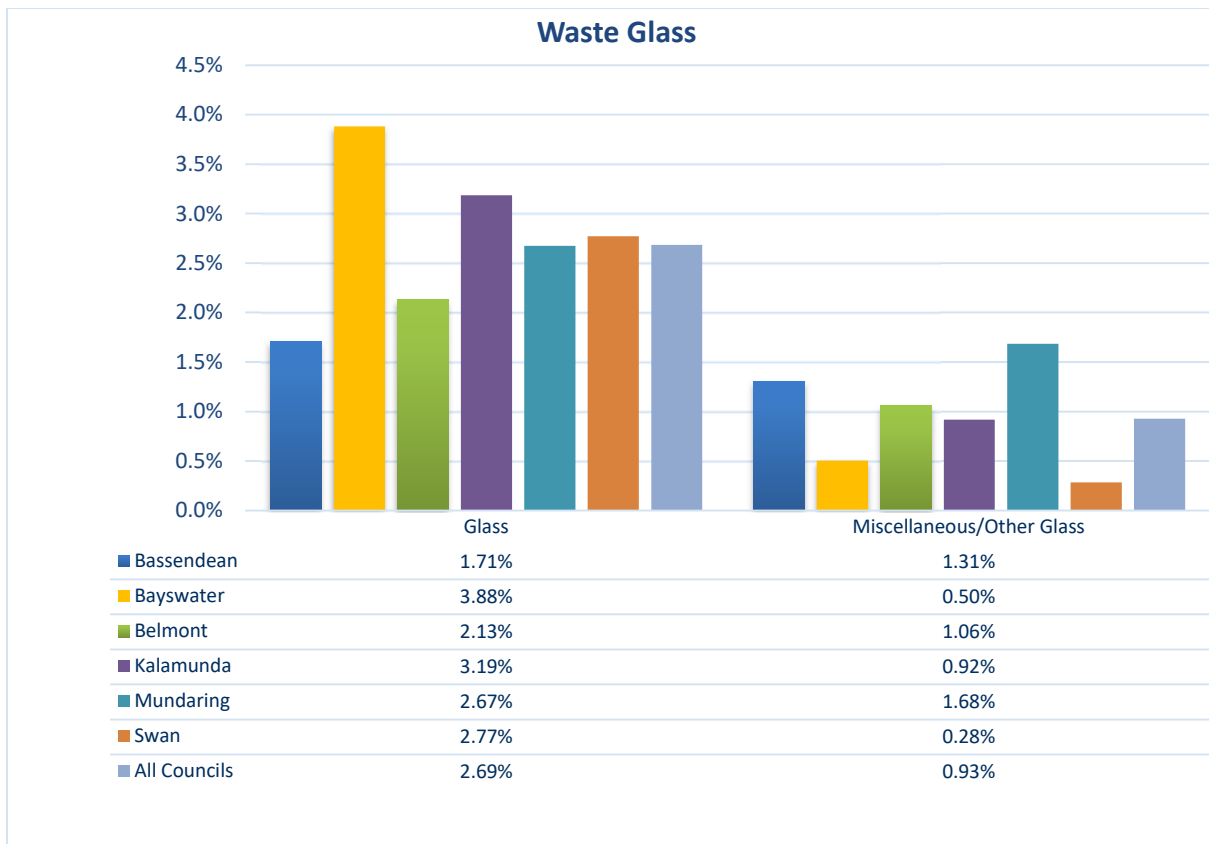


Figure 16 All Councils Waste Glass

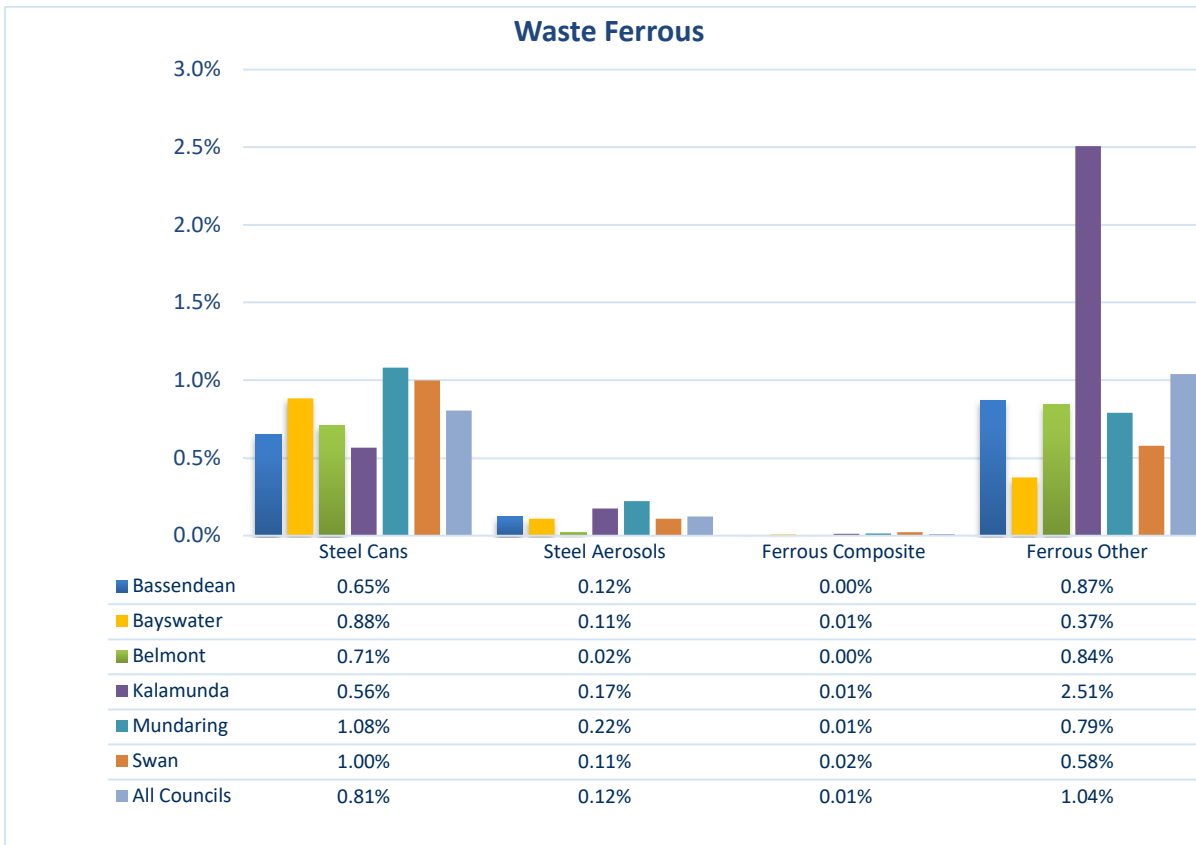


Figure 17 All Councils Waste Ferrous

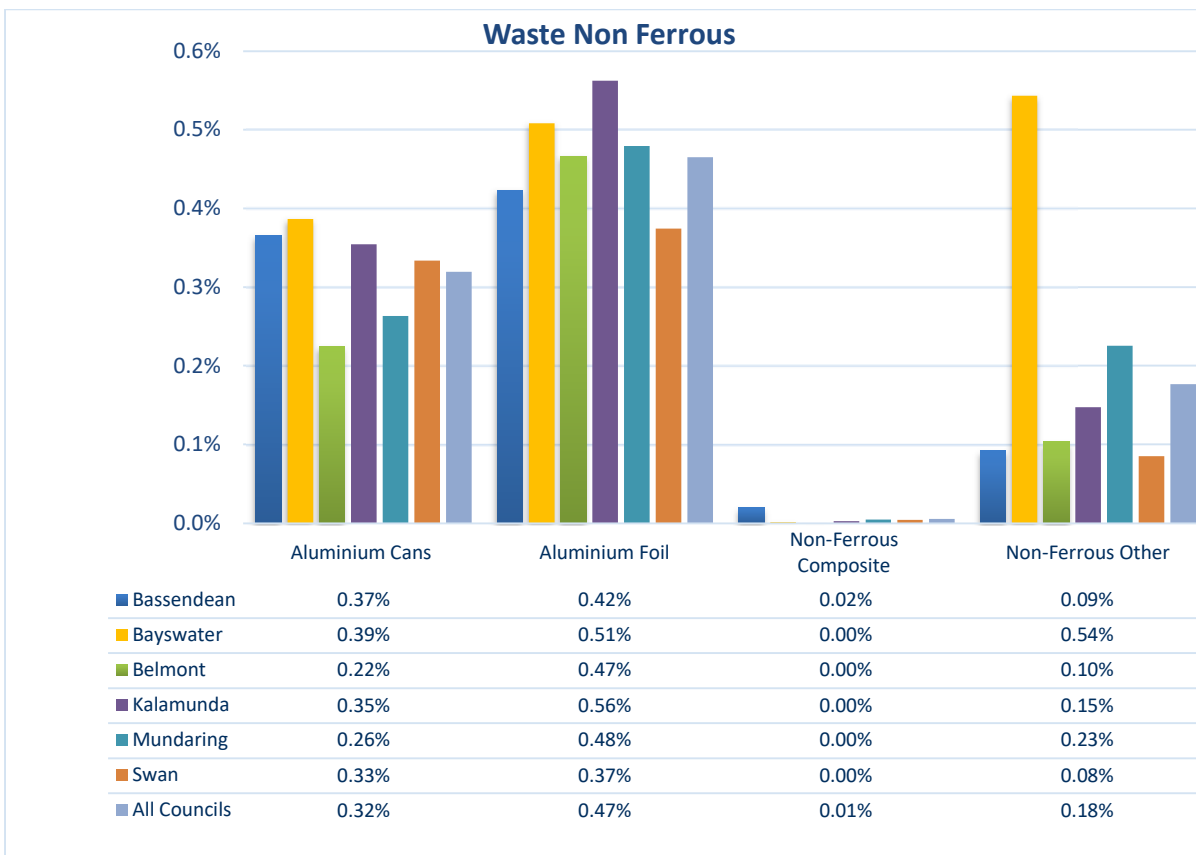


Figure 18 All Councils Waste Non Ferrous

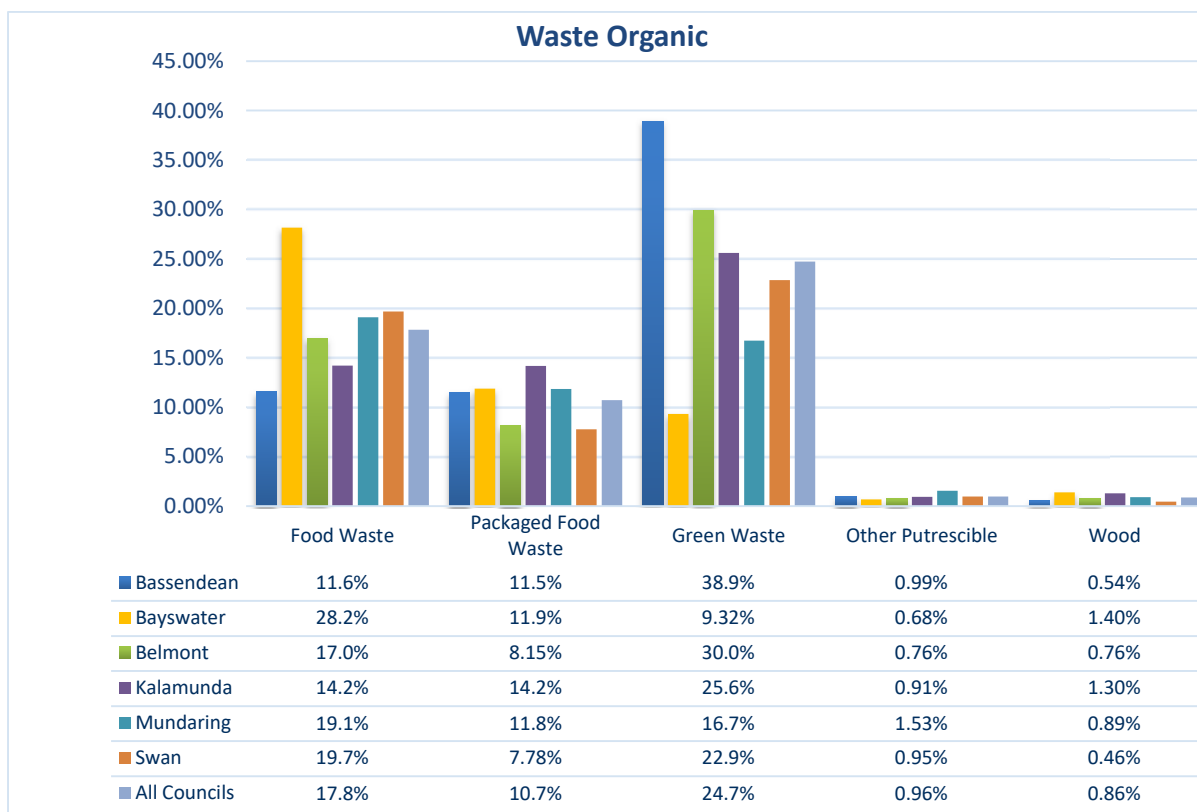


Figure 19 All Councils Waste Organic

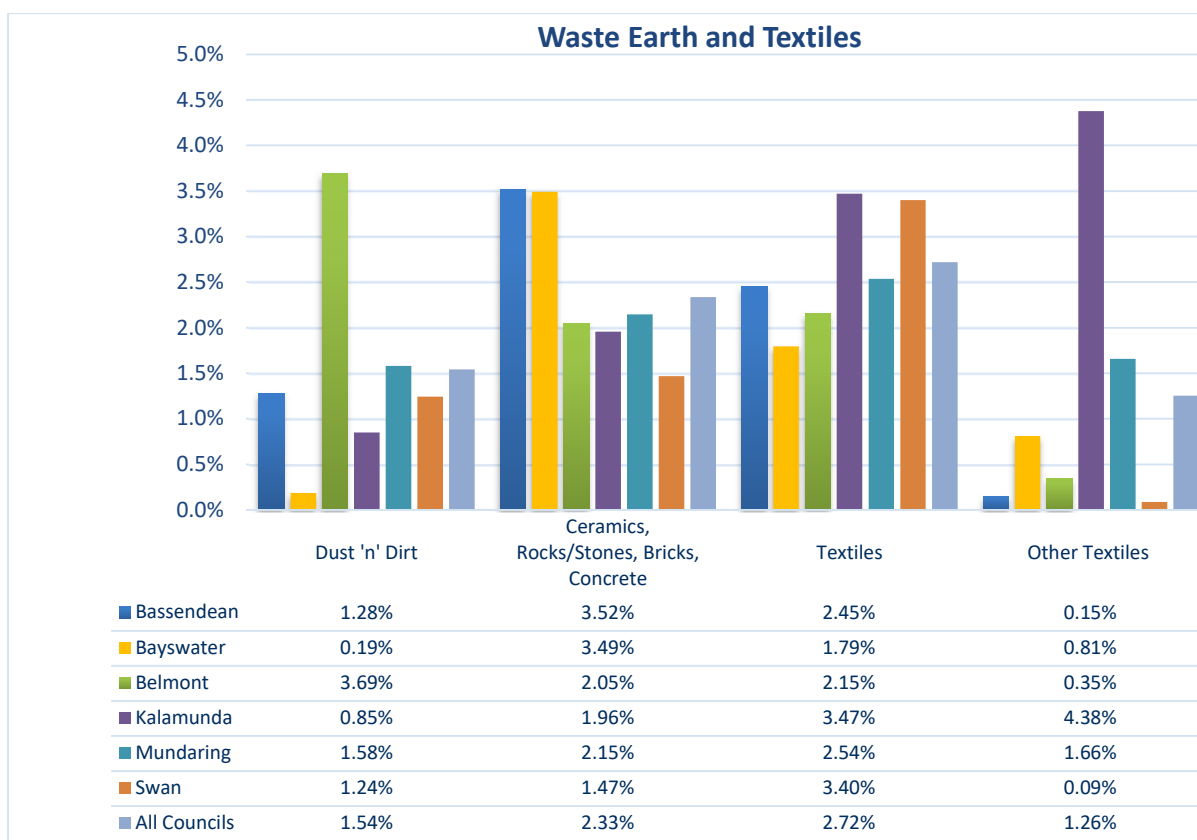


Figure 20 All Councils Waste Earth

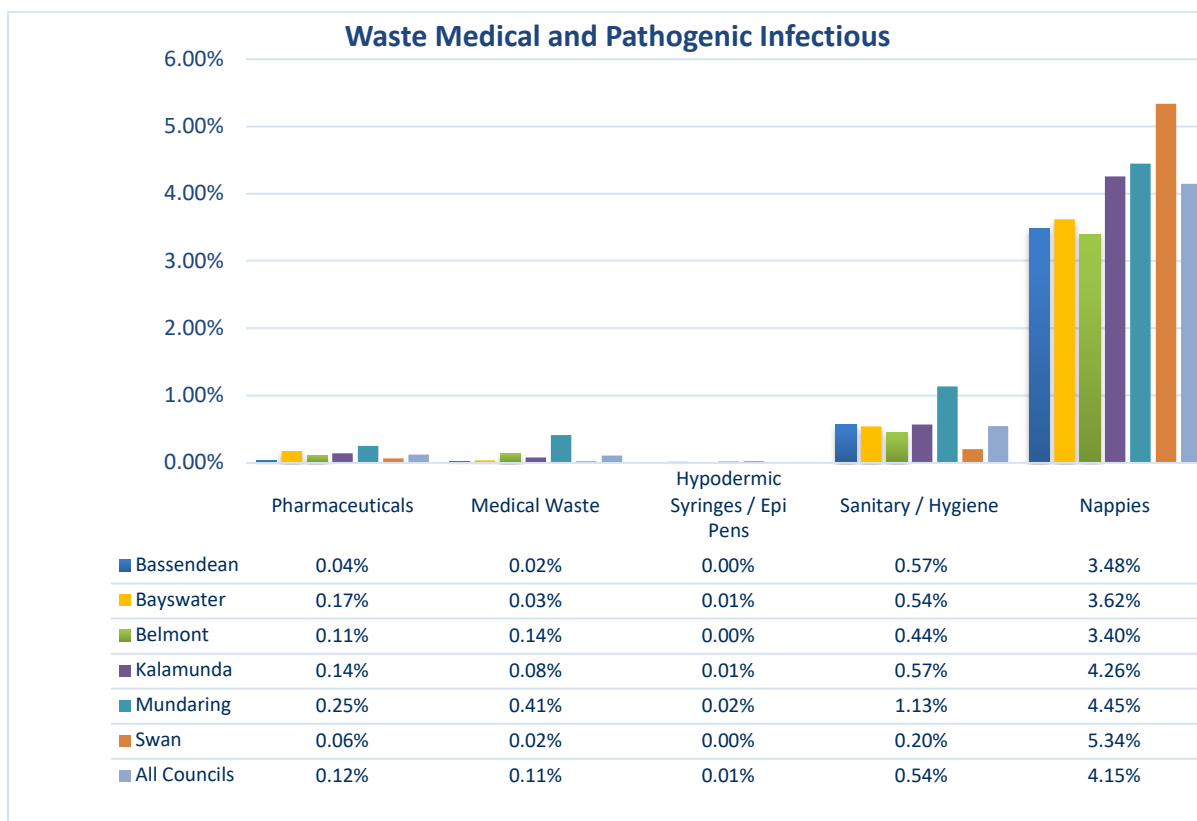


Figure 21 All Councils Waste Medical and Pathogenic Infectious

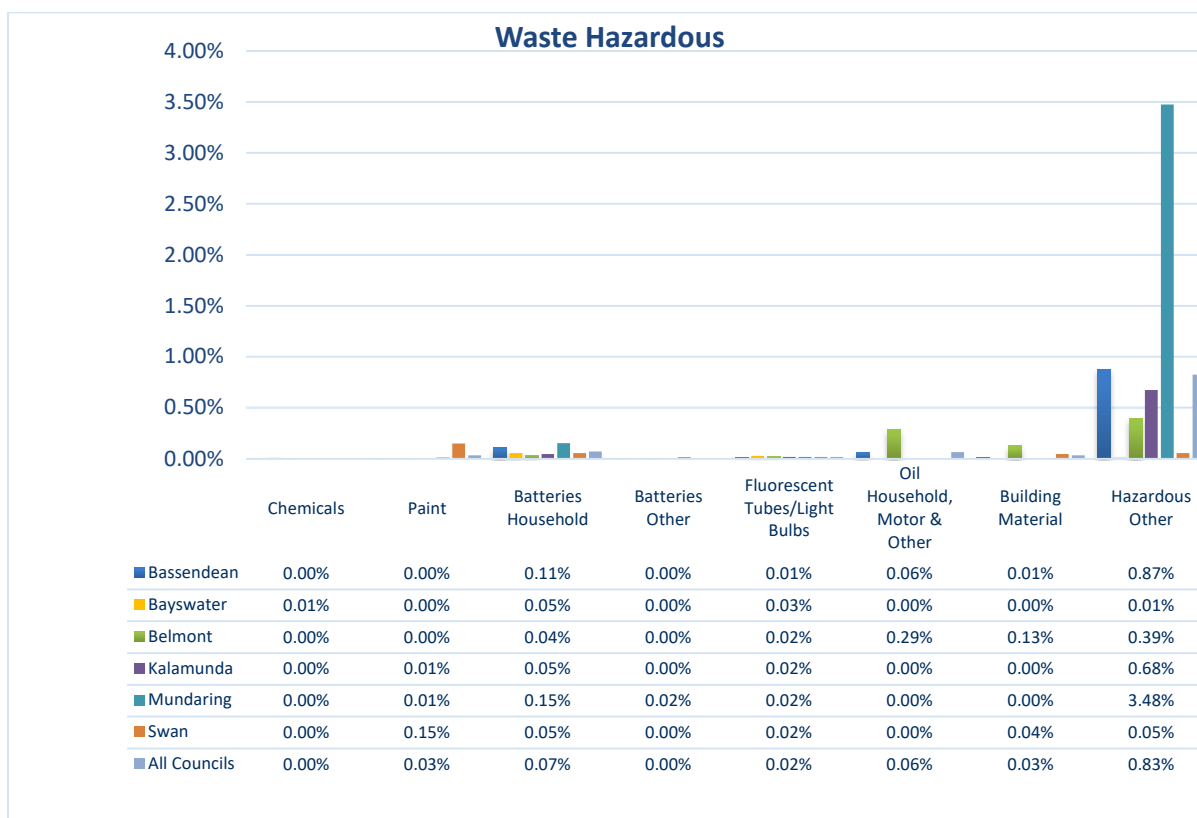


Figure 22 All Councils Waste Hazardous

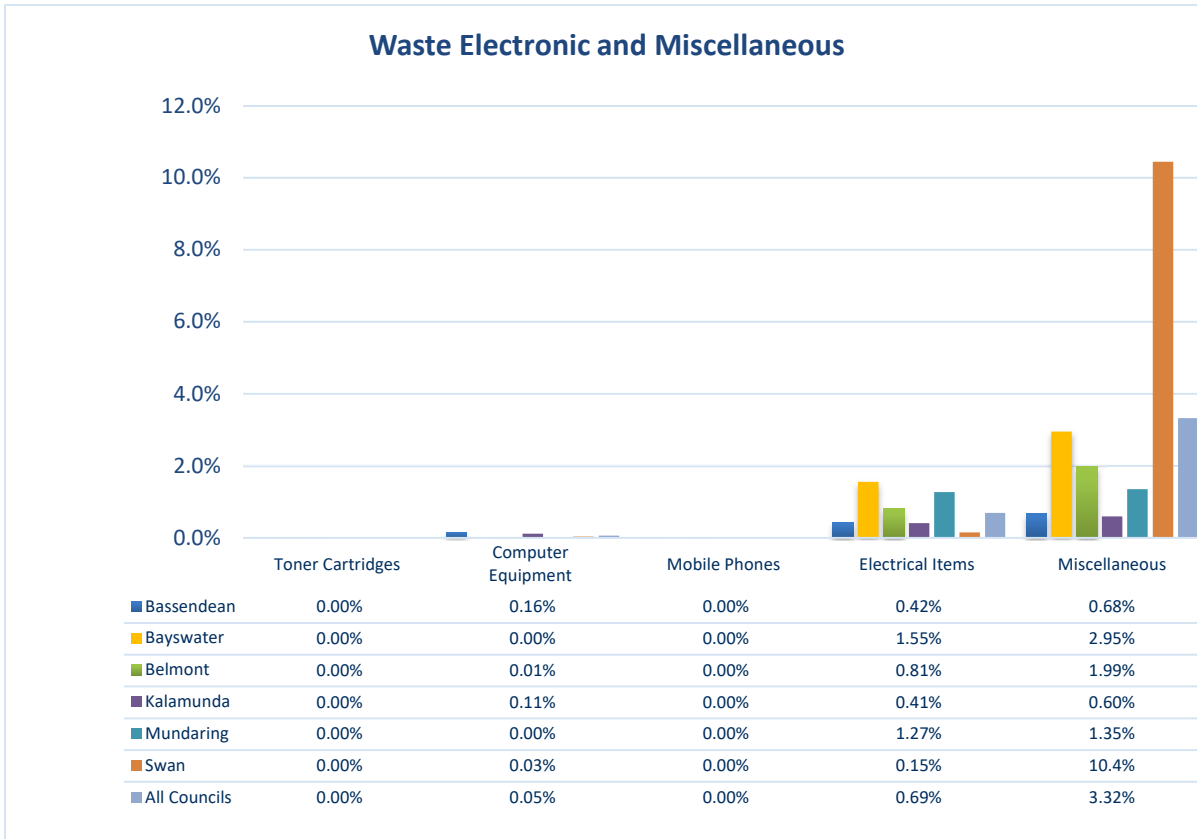


Figure 23 All Councils Waste Electronic and Miscellaneous

7.2 Bassendean Waste Stream Comparison Graphs

The following graphs give a detailed representation of the comparisons in the Waste stream in Bassendean.

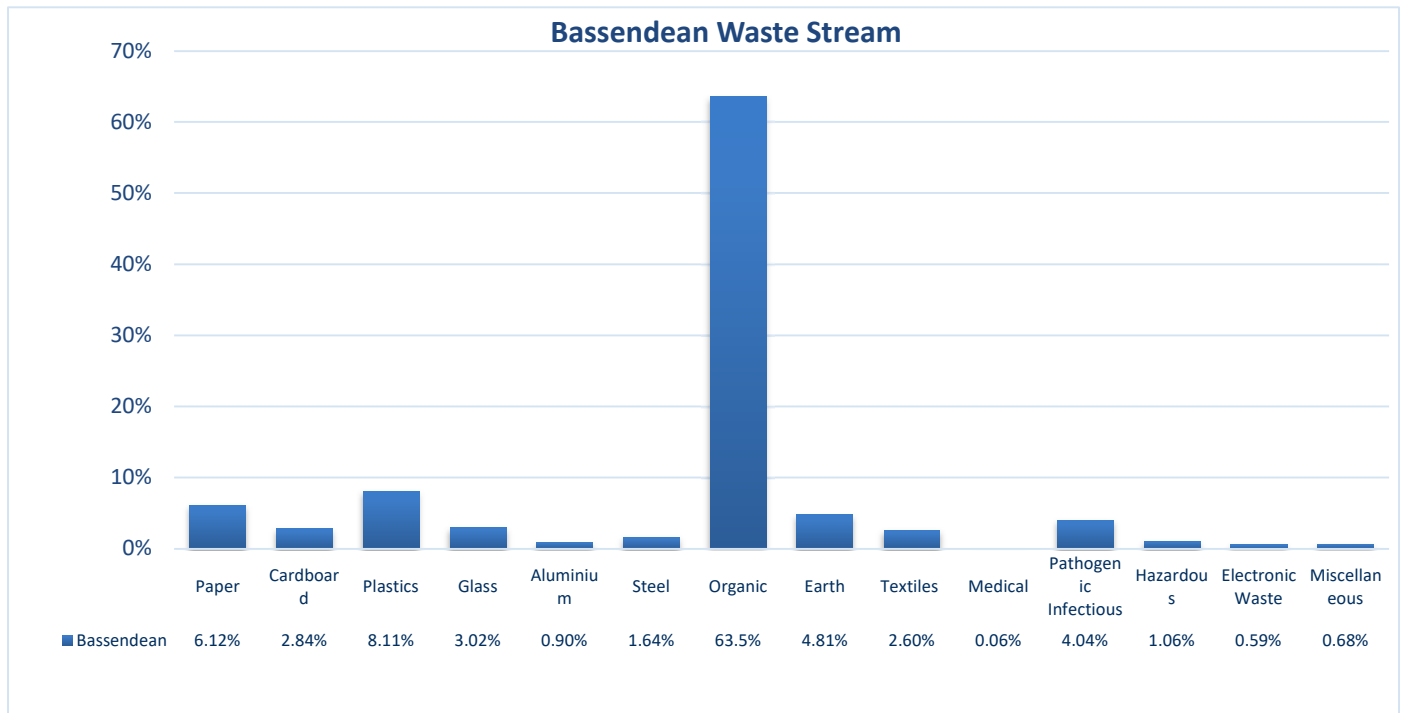


Figure 24 Bassendean Waste Stream

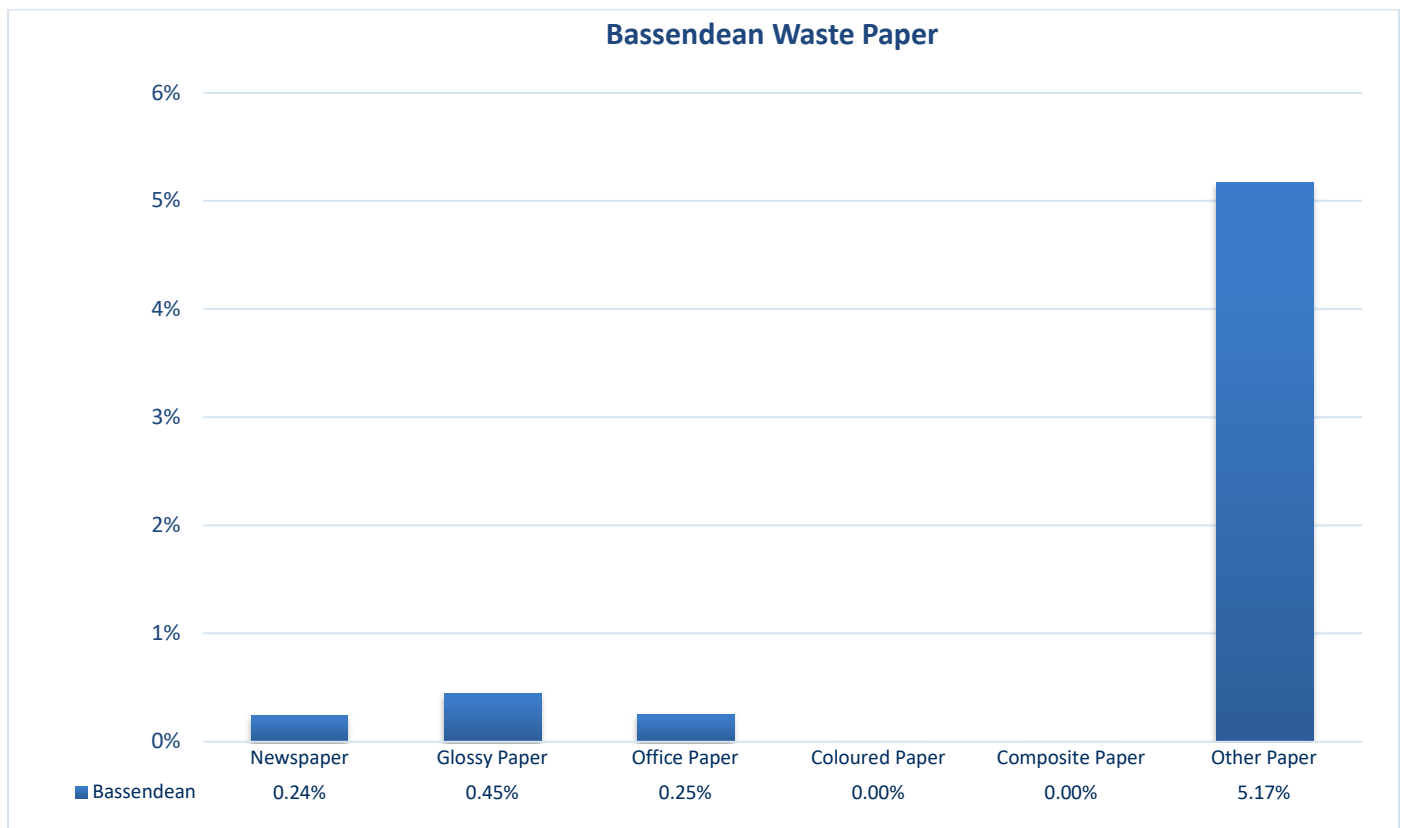


Figure 25 Bassendean Waste Paper

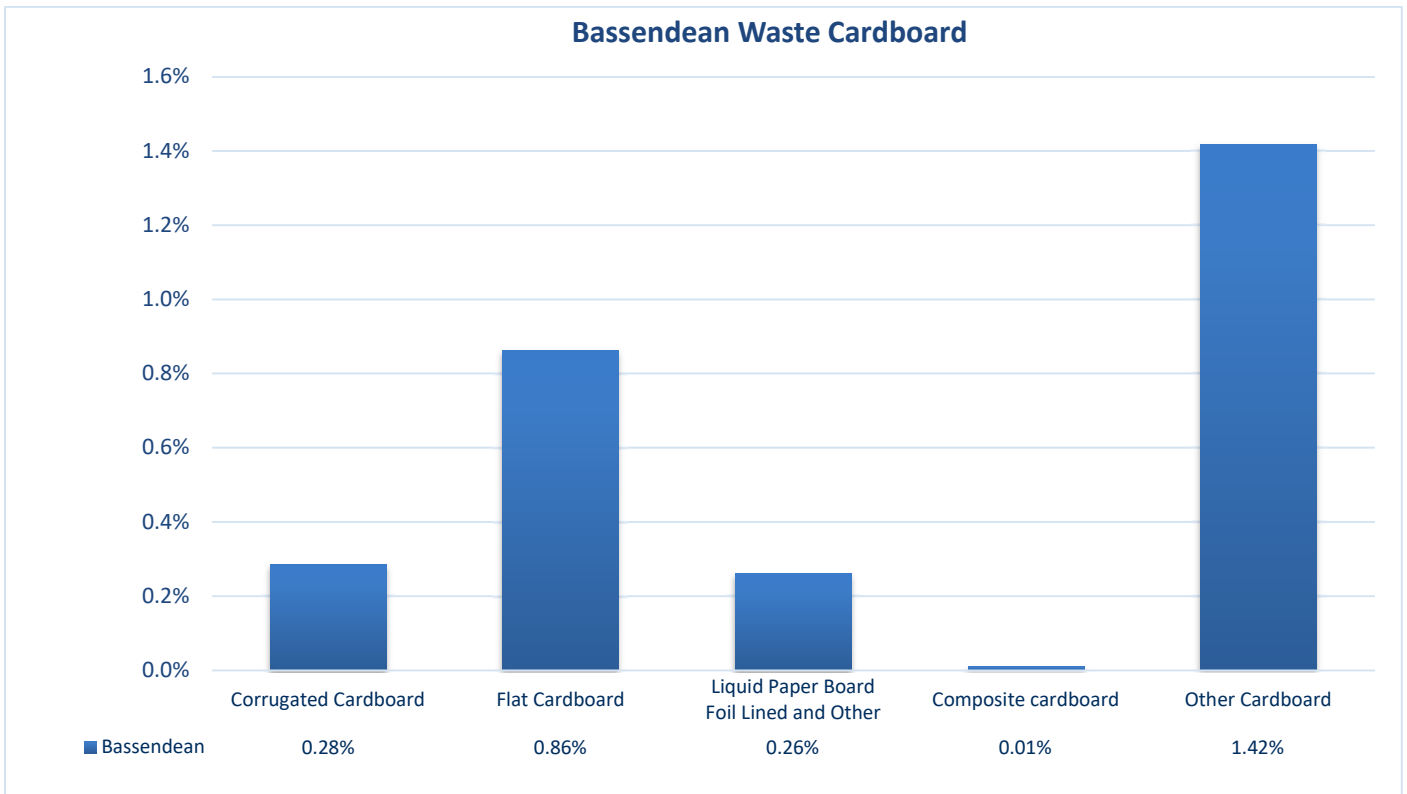


Figure 26 Bassendean Waste Cardboard

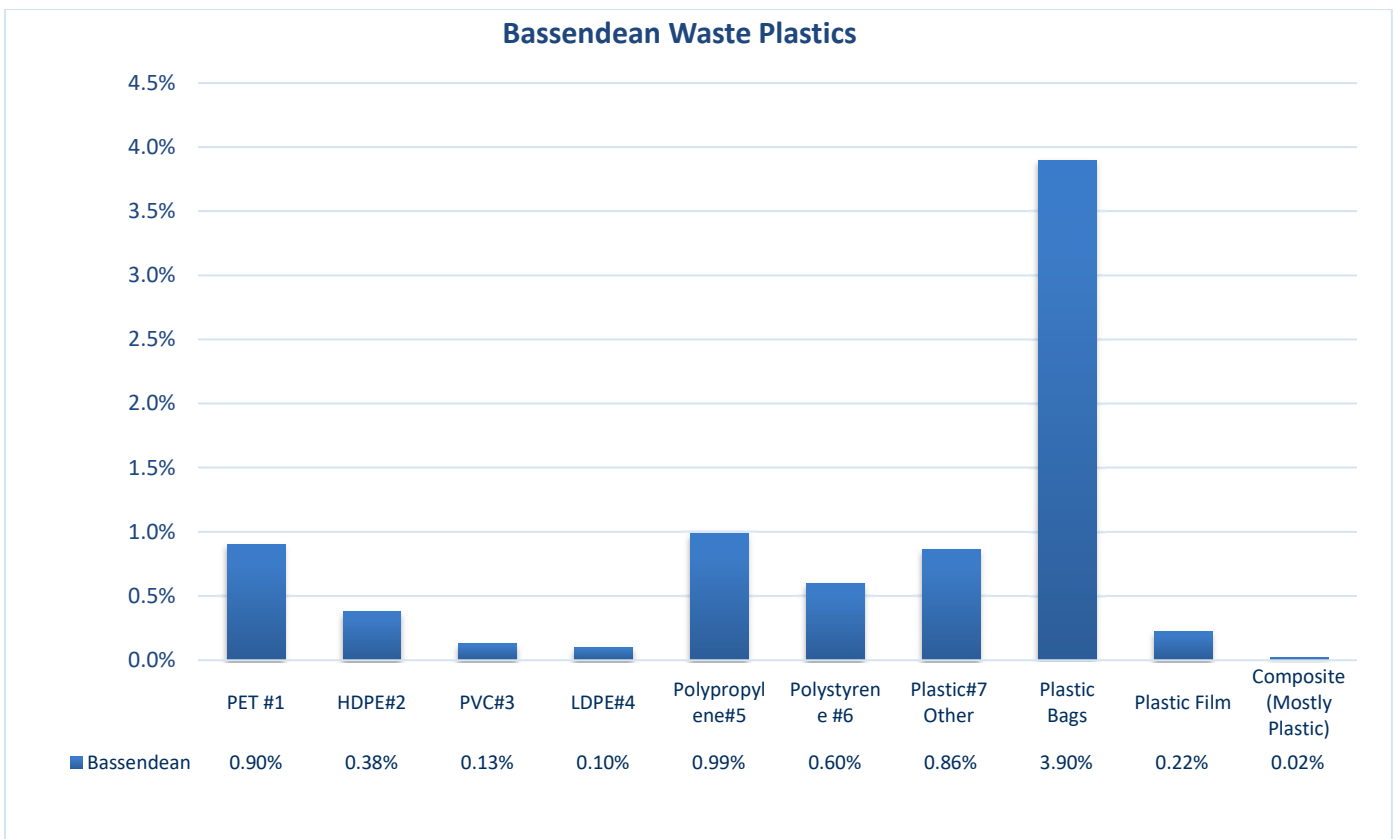


Figure 27 Bassendean Waste Plastics

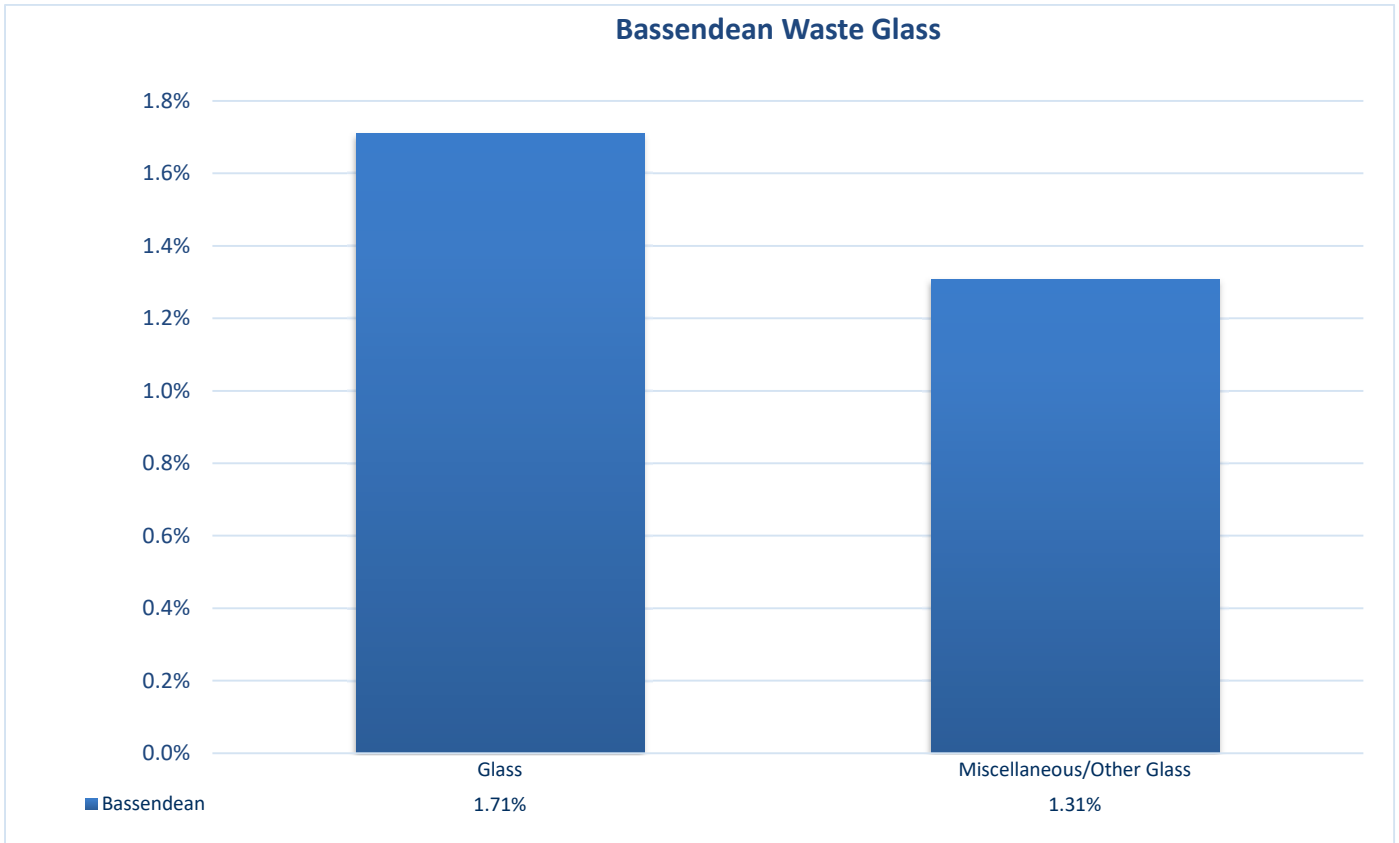


Figure 28 Bassendean Waste Glass

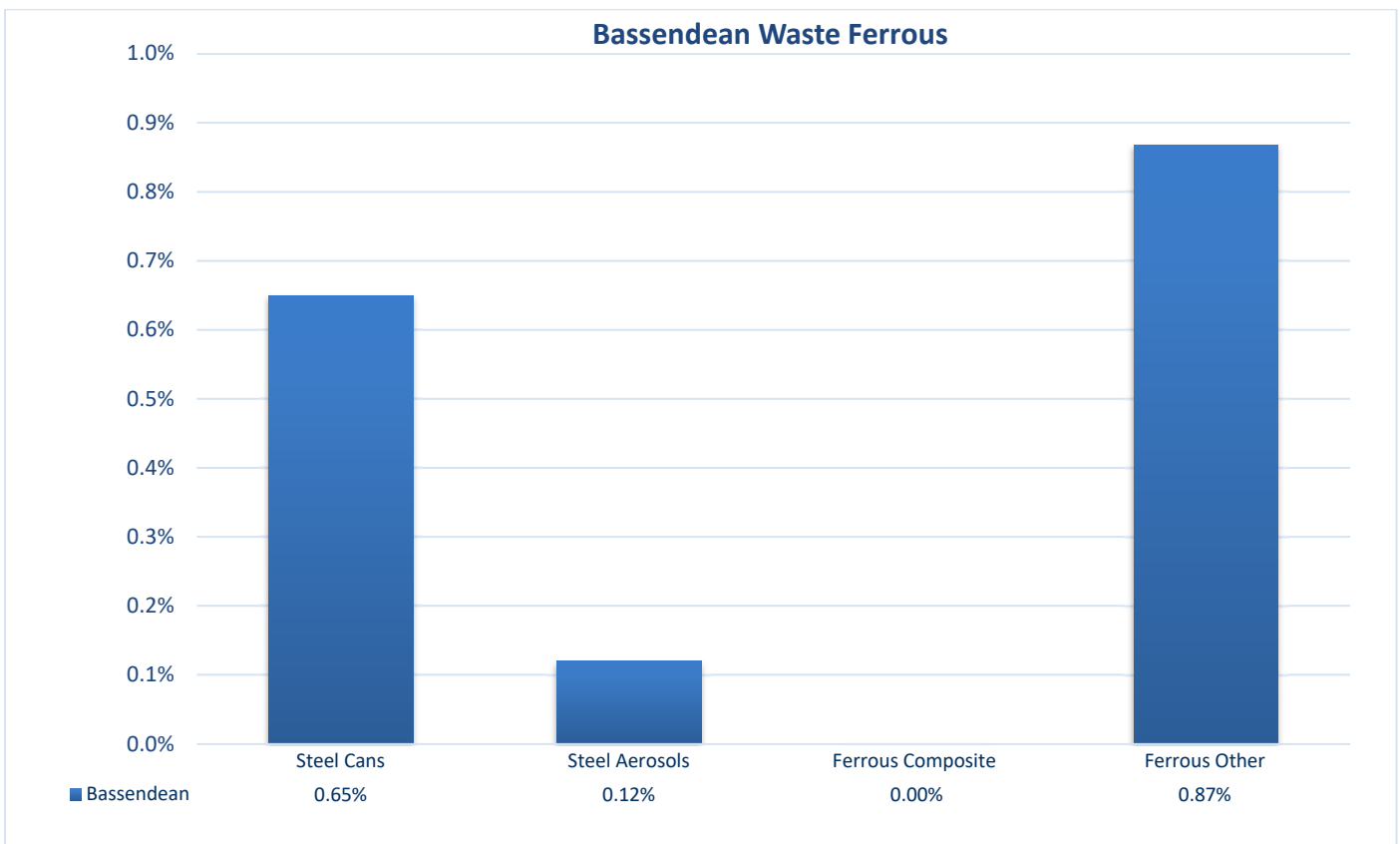


Figure 29 Bassendean Waste Ferrous

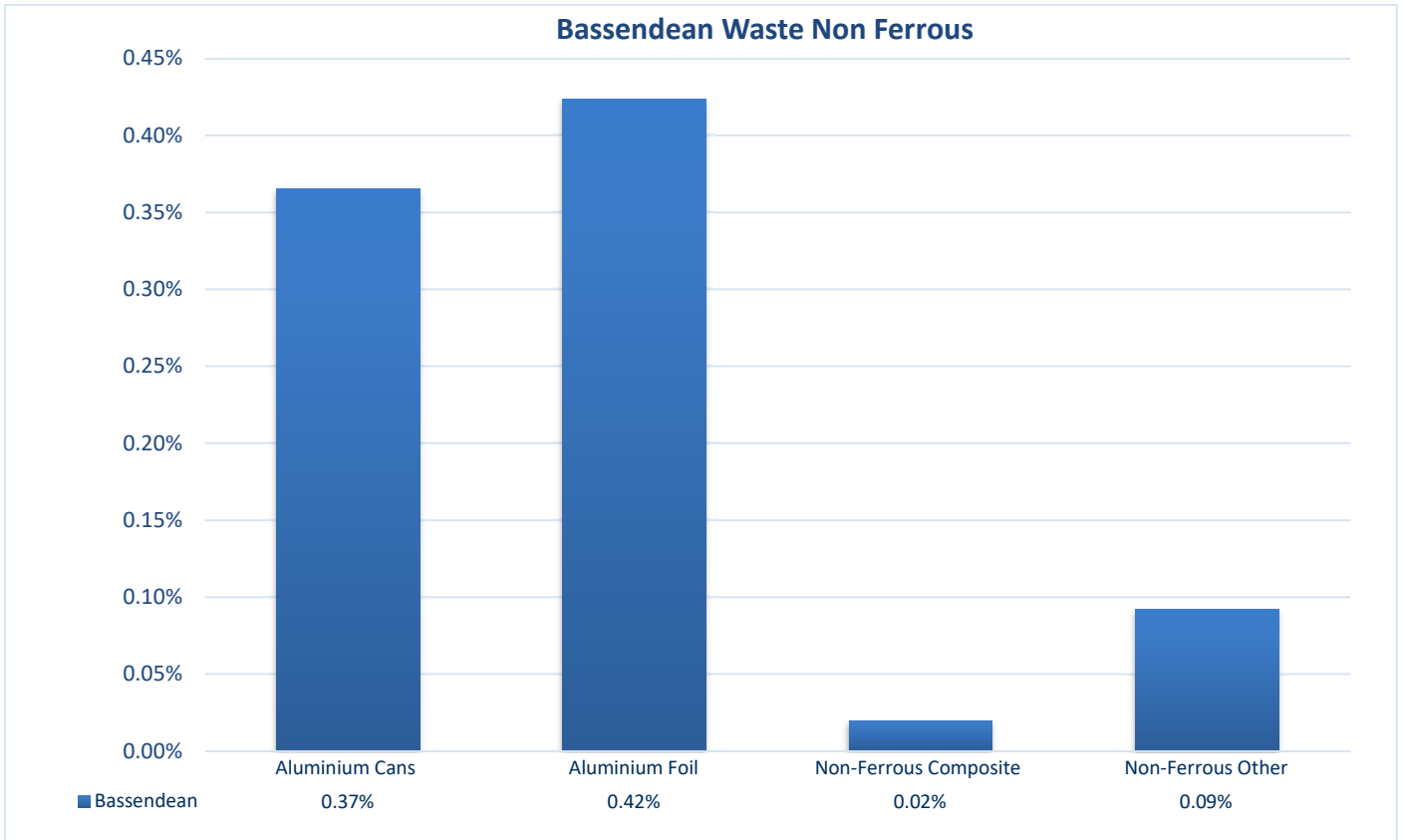


Figure 30 Bassendean Waste Non-Ferrous

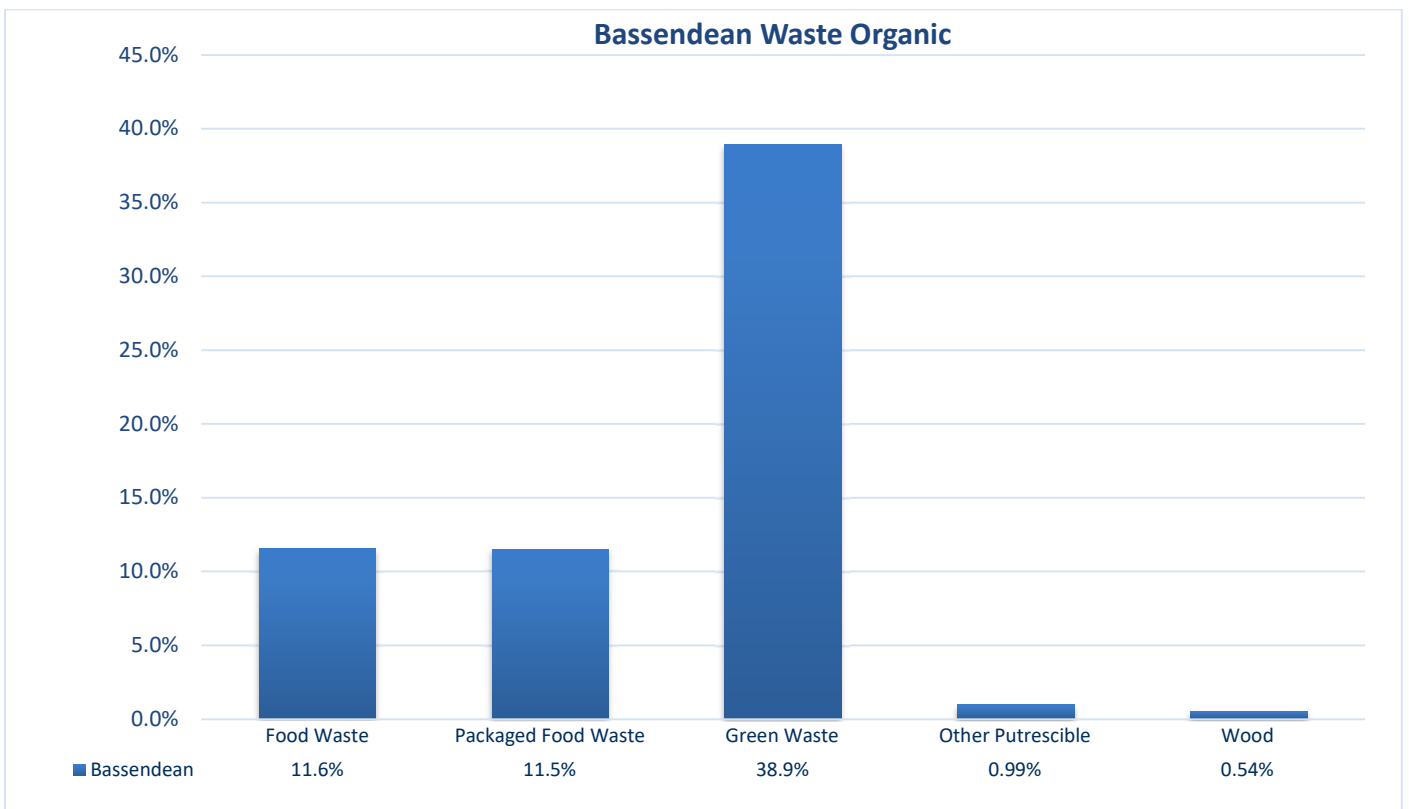


Figure 31 Bassendean Waste Organic

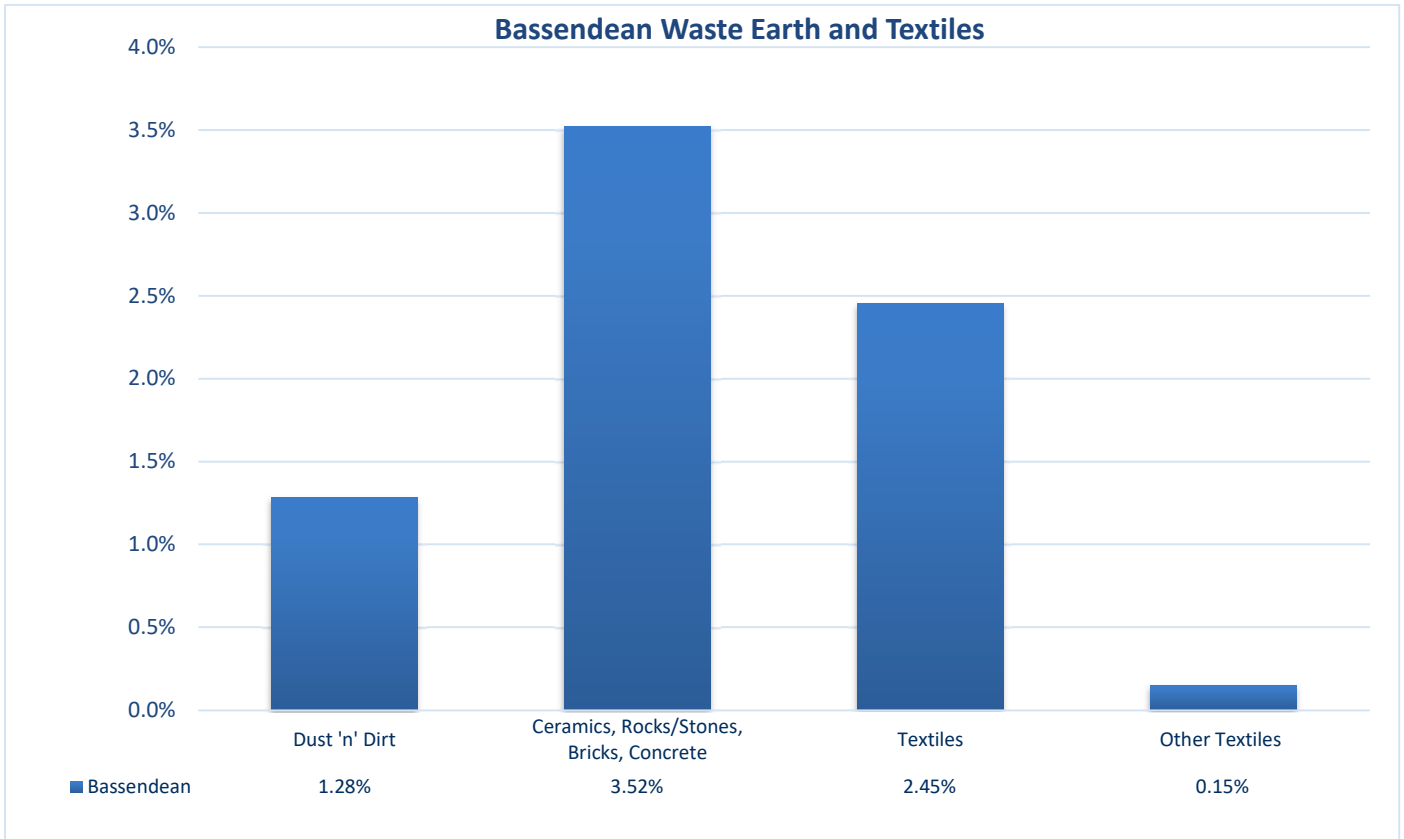


Figure 32 Bassendean Waste Earth

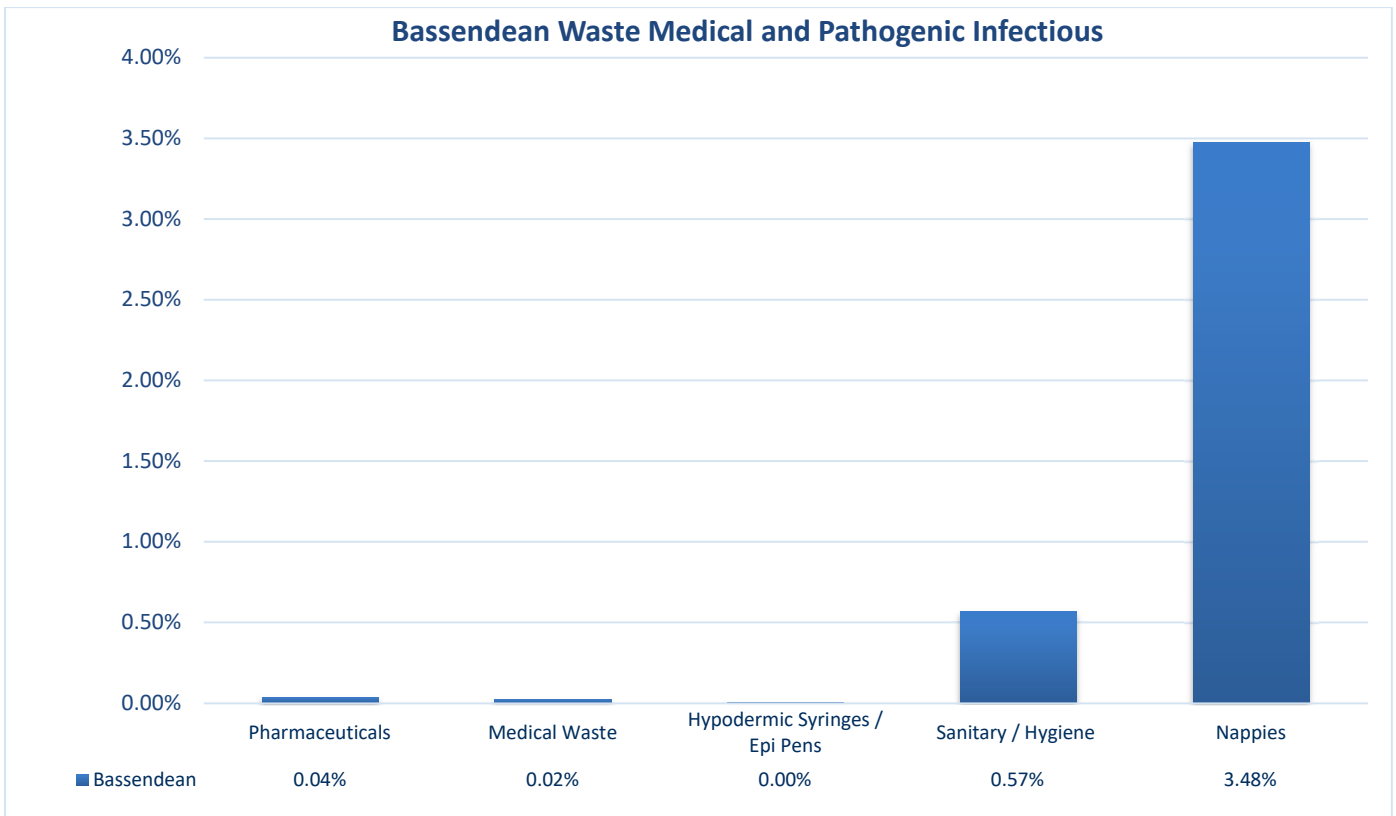


Figure 33 Bassendean Waste Medical and Pathogenic Infectious

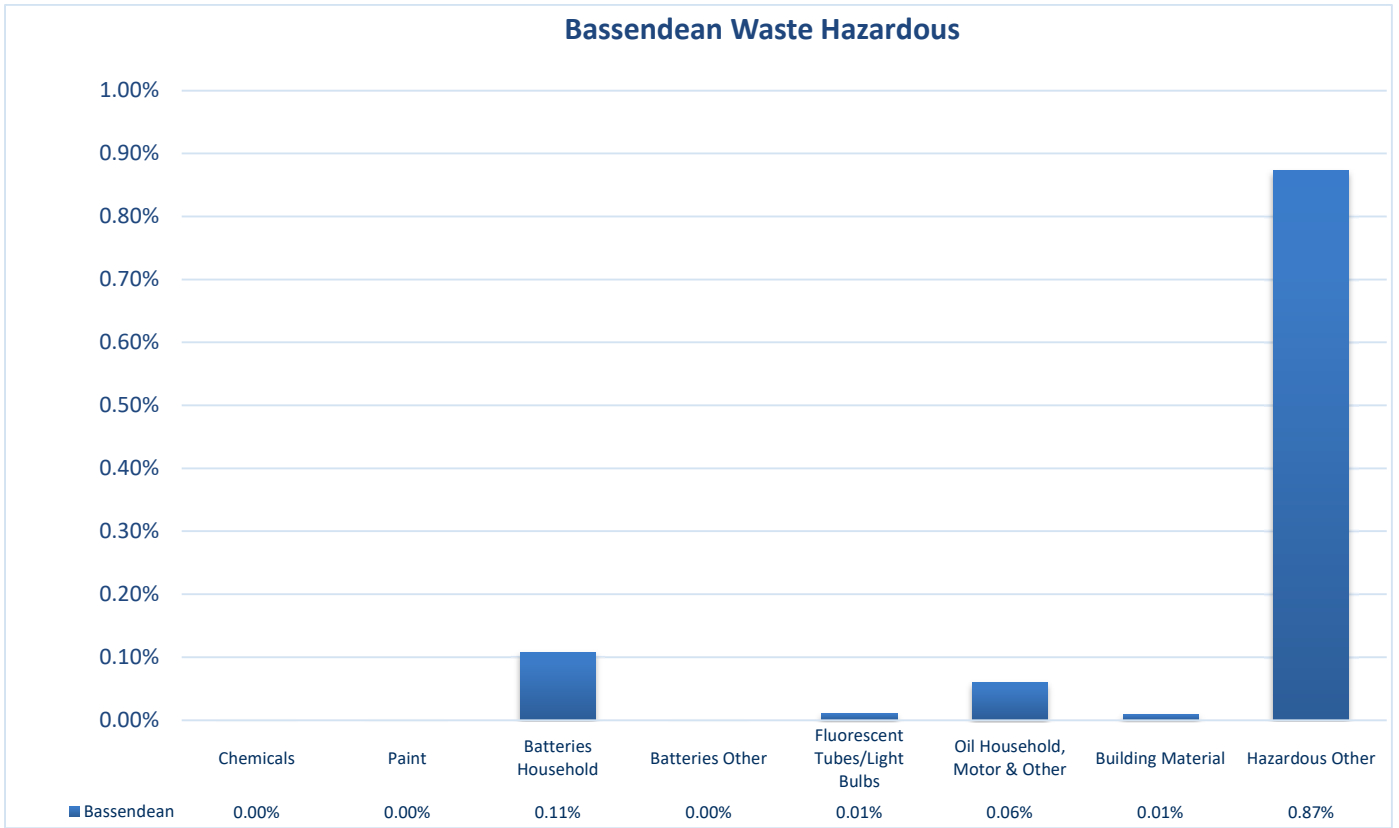


Figure 34 Bassendean Waste Hazardous

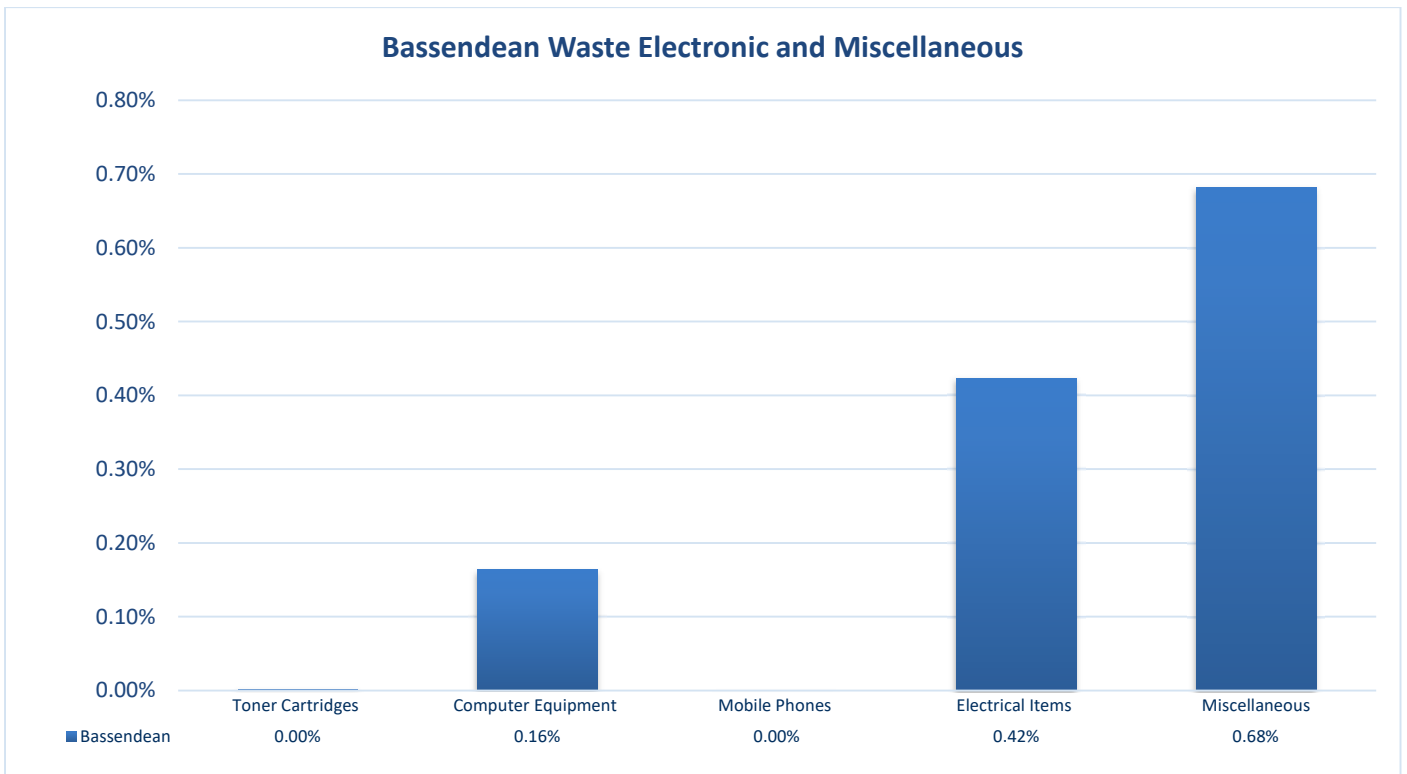


Figure 35 Bassendean Waste Electronic and Miscellaneous

Table 12 Bassendean Waste Summary Table

EMRC Waste Audit		
Bassendean		
Recyclables	Net Weight	Percentage of Weight
Paper	85.1 kg	6.12%
Cardboard	39.5 kg	2.84%
Plastics	112.8 kg	8.11%
Glass	42.0 kg	3.02%
Aluminium	12.5 kg	0.90%
Steel	22.8 kg	1.64%
Recyclables Total		
	314.8 kg	22.6%
Non-Recyclables		
Organic	884.5 kg	63.5%
Earth	66.9 kg	4.81%
Textiles	36.2 kg	2.60%
Medical	0.90 kg	0.06%
Pathogenic Infectious	56.3 kg	4.04%
Hazardous	14.8 kg	1.06%
Electronic Waste	8.20 kg	0.59%
Miscellaneous	9.49 kg	0.68%
Non-Recyclables Total		
	1,077.2 kg	77.4%
Summary		
Total Recyclables	314.8 kg	22.6%
Total Non-Recyclables	1,077.2 kg	77.4%
	1,392.0 kg	100%

7.3 Bayswater Waste Stream Comparison Graphs

The following graphs give a detailed representation of the comparisons in the Waste streams in Bayswater.

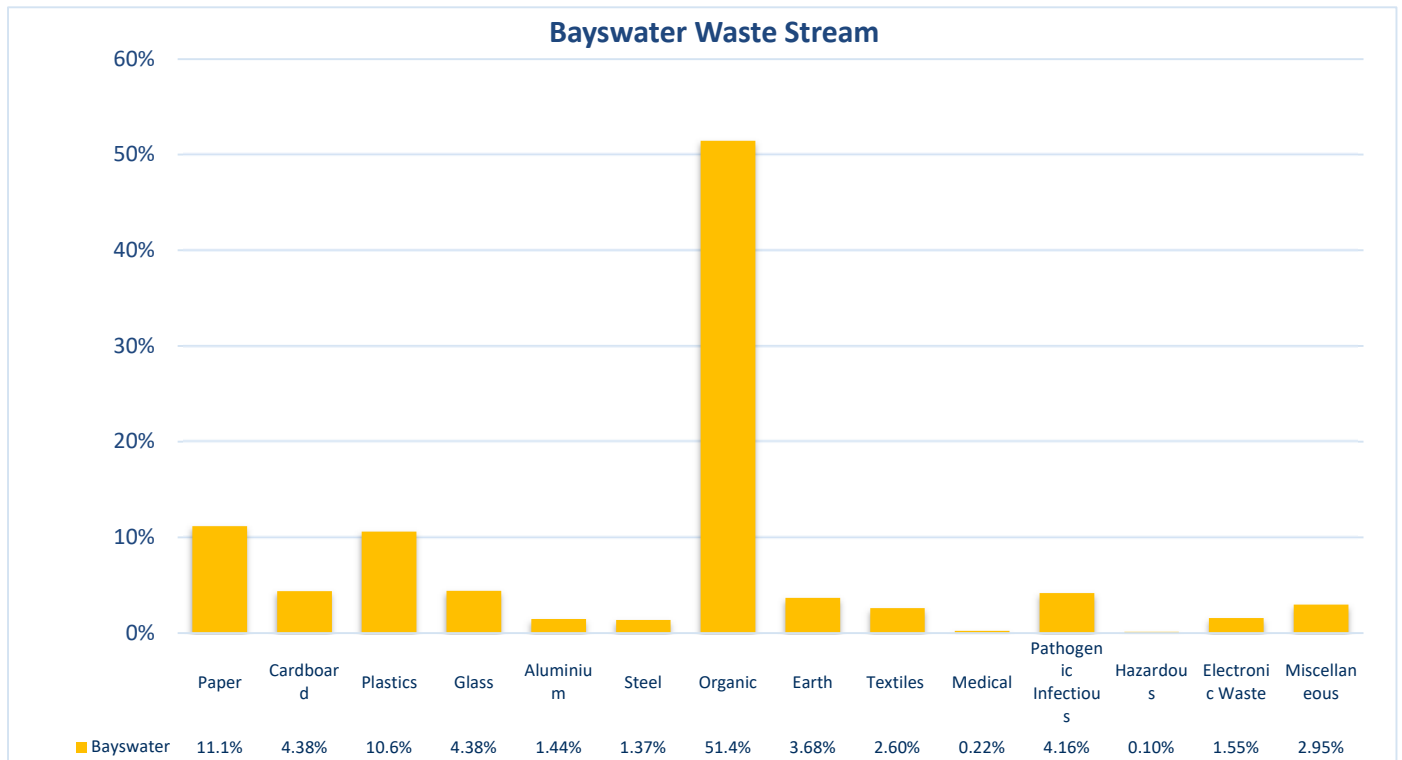


Figure 36 Bayswater Waste Stream

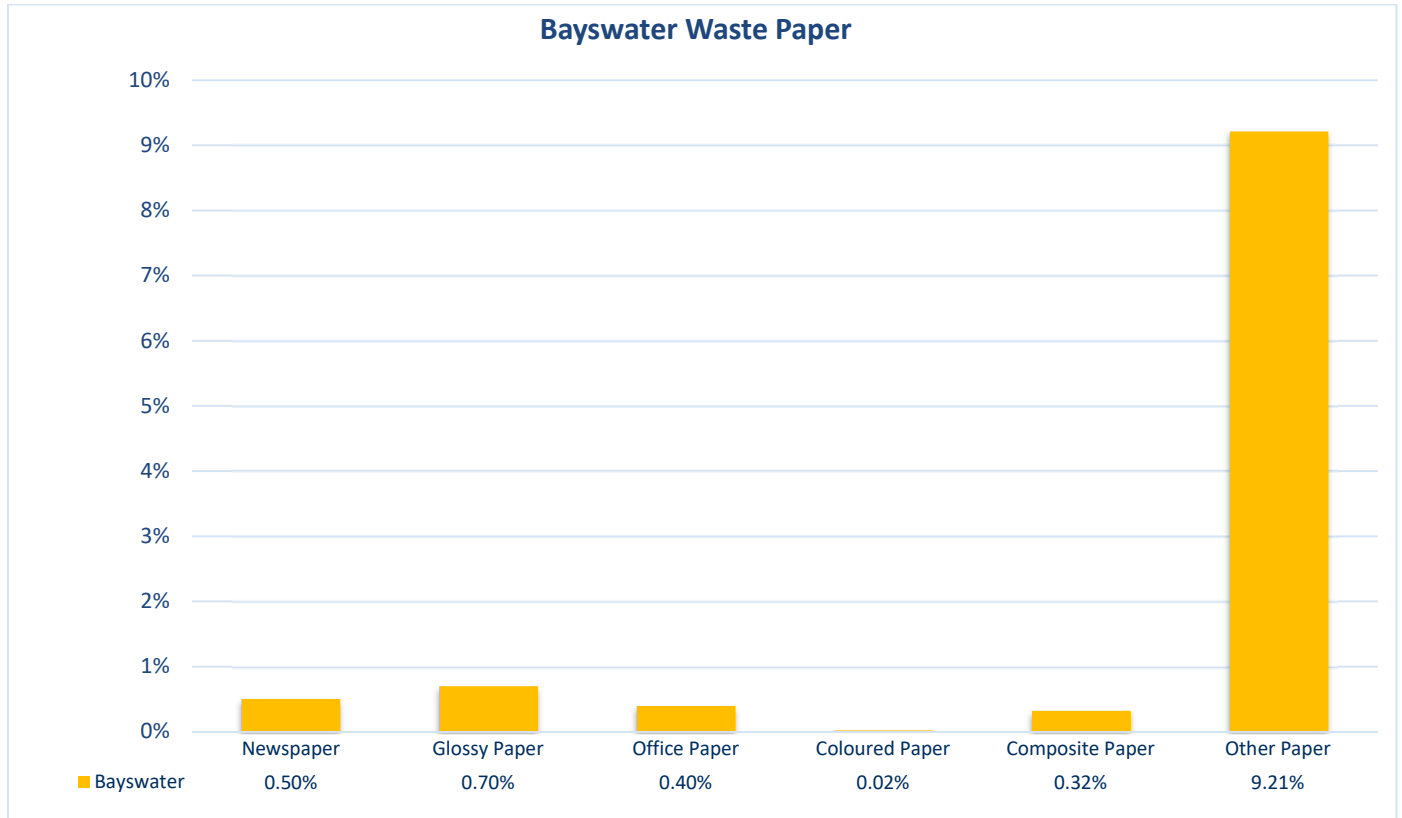


Figure 37 Bayswater Waste Paper

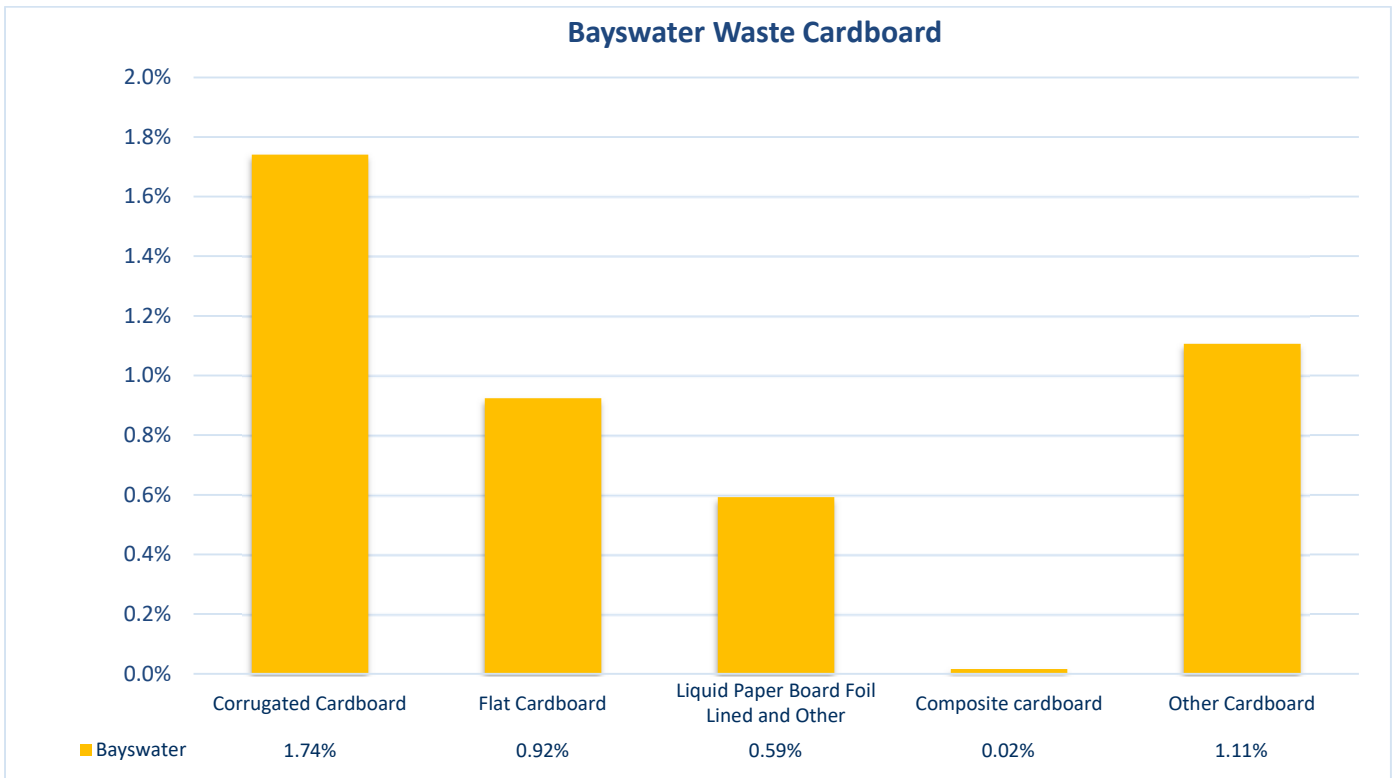


Figure 38 Bayswater Waste Cardboard

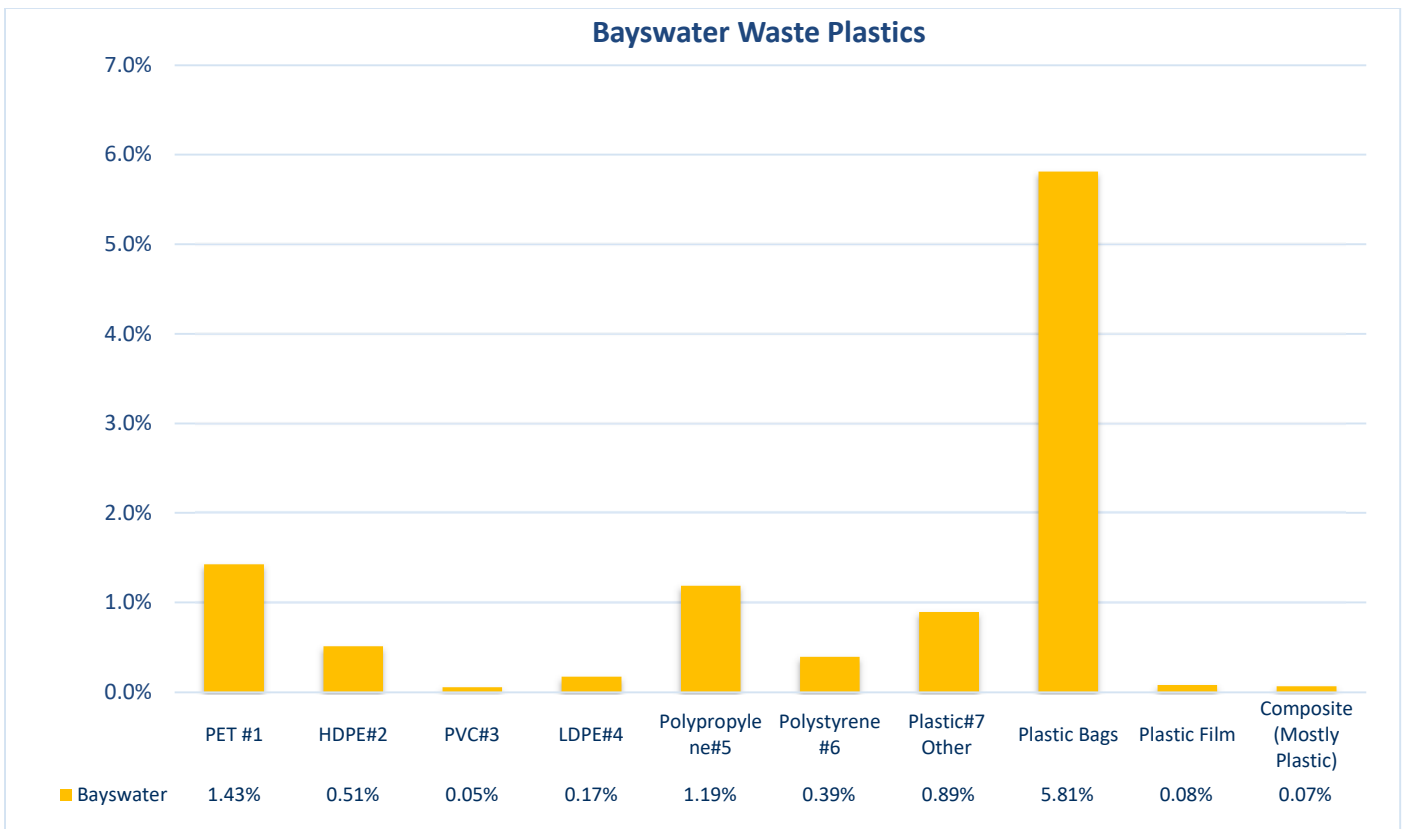


Figure 39 Bayswater Waste Plastics



Figure 40 Bayswater Waste Glass

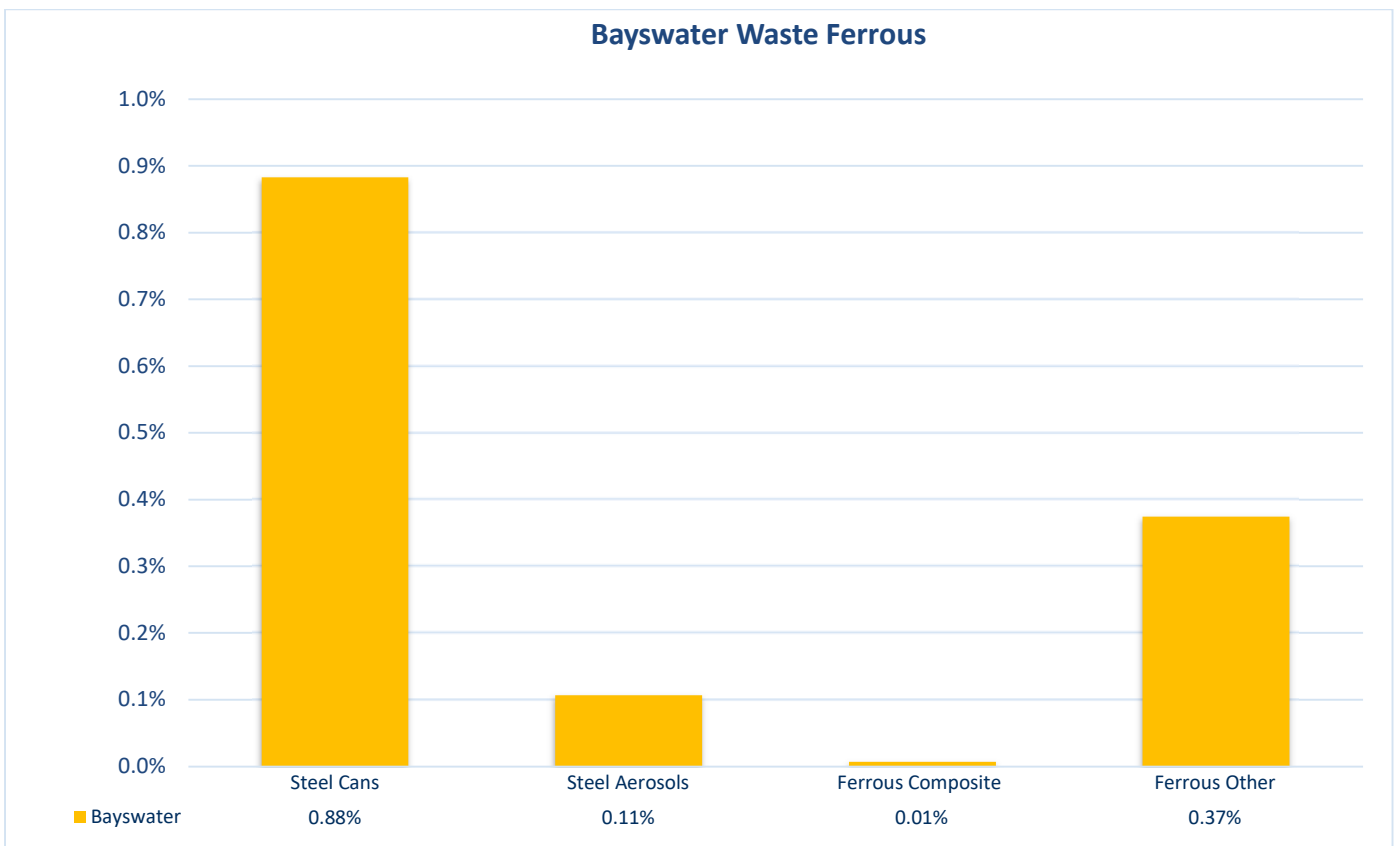


Figure 41 Bayswater Waste Ferrous

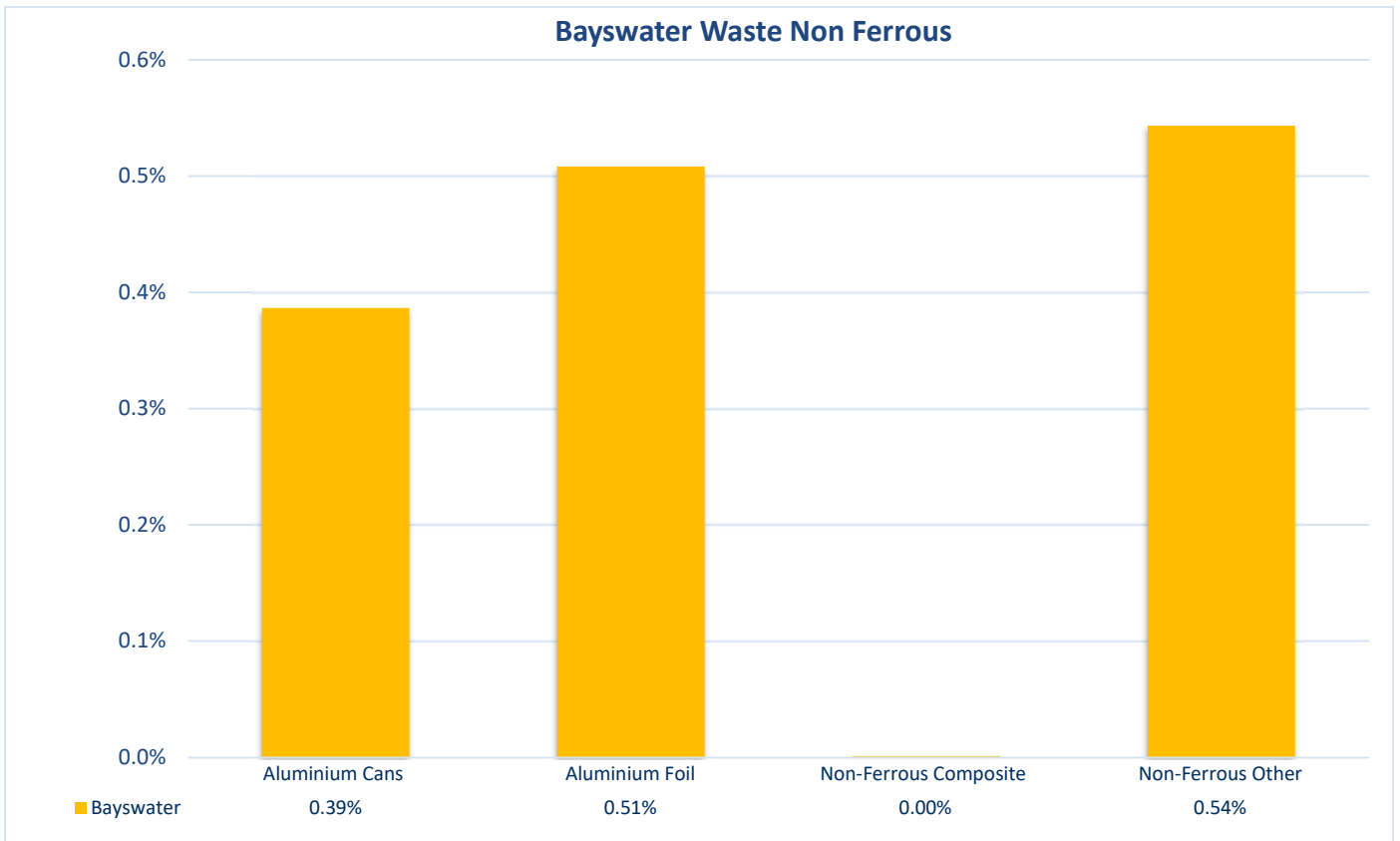


Figure 42 Bayswater Waste Non Ferrous

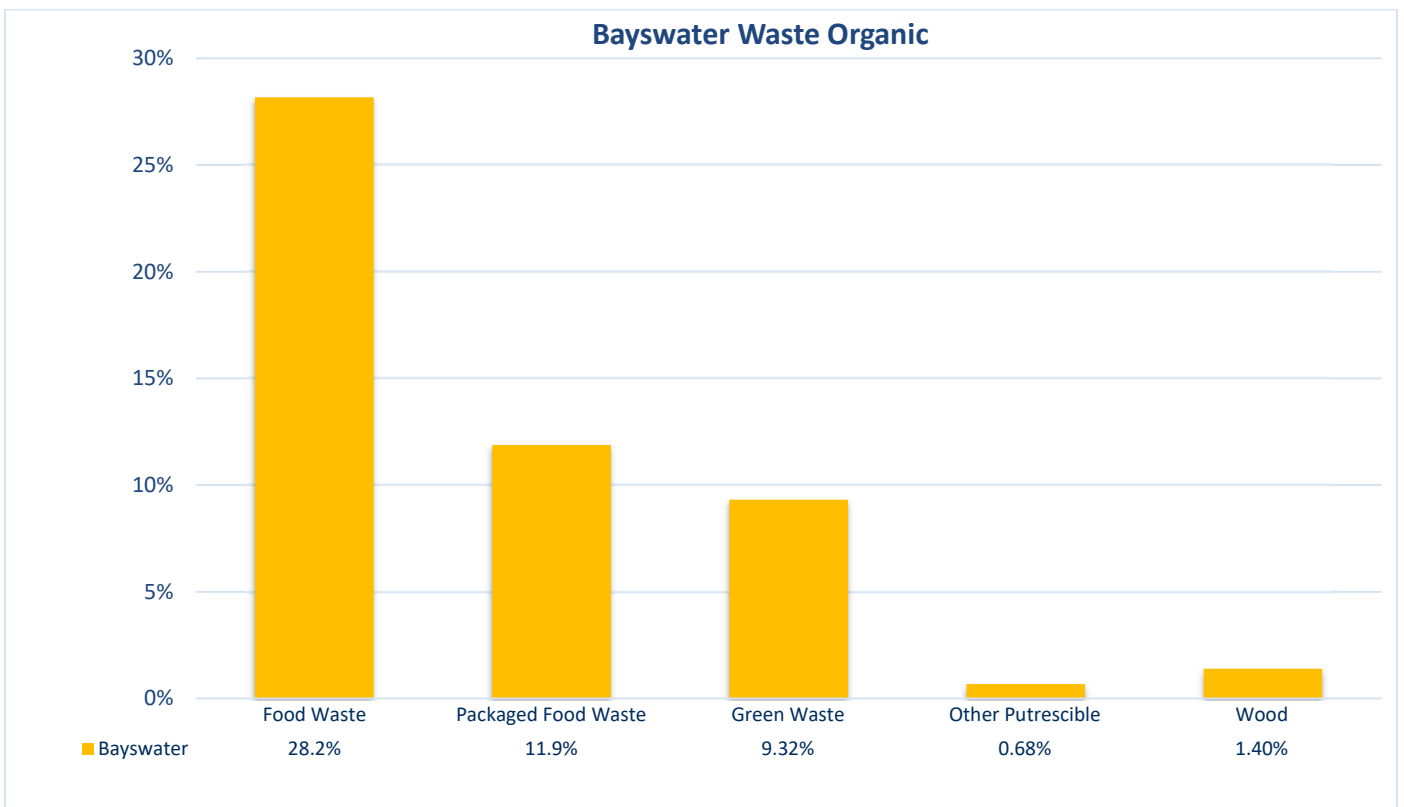


Figure 43 Bayswater Waste Organic

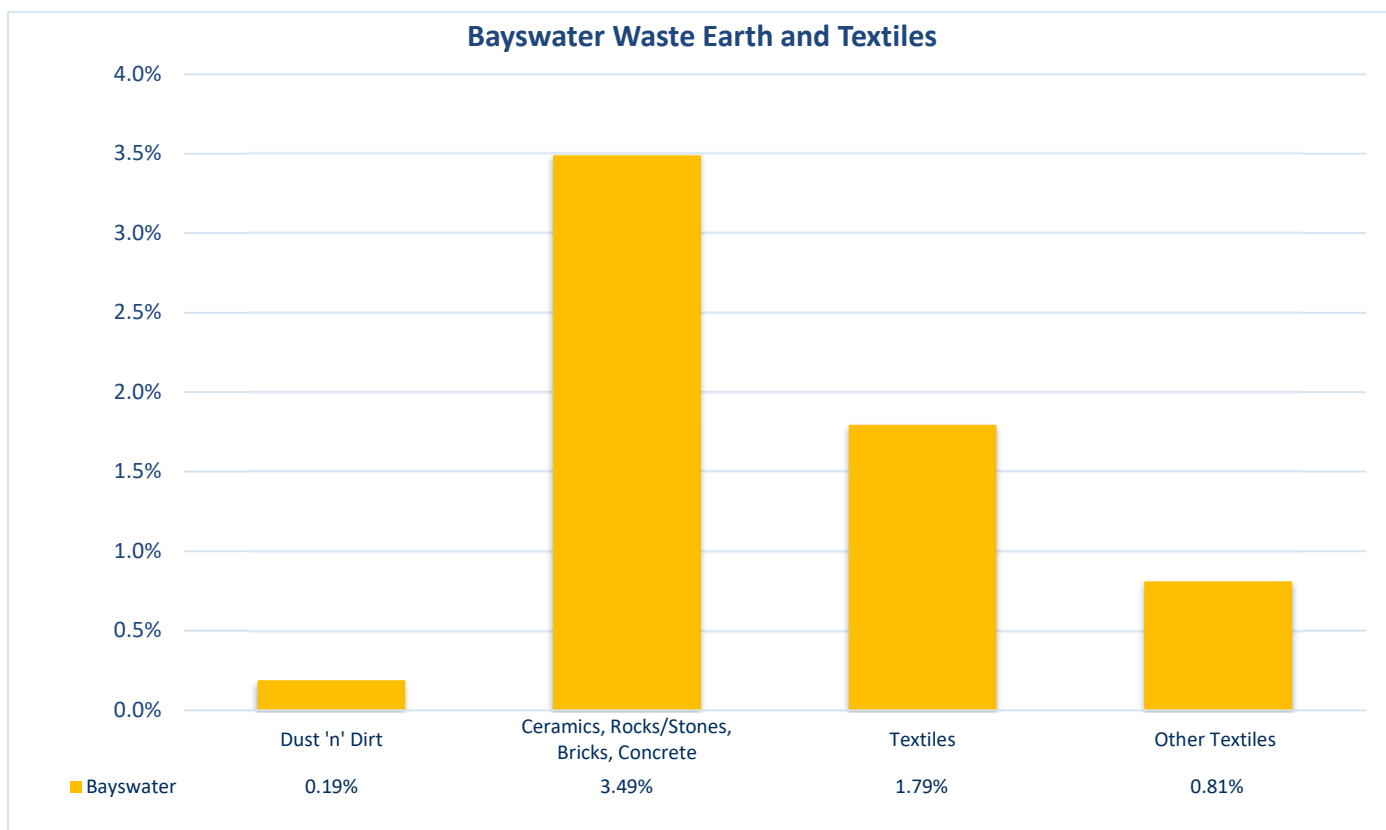


Figure 44 Bayswater Waste Earth and Textiles

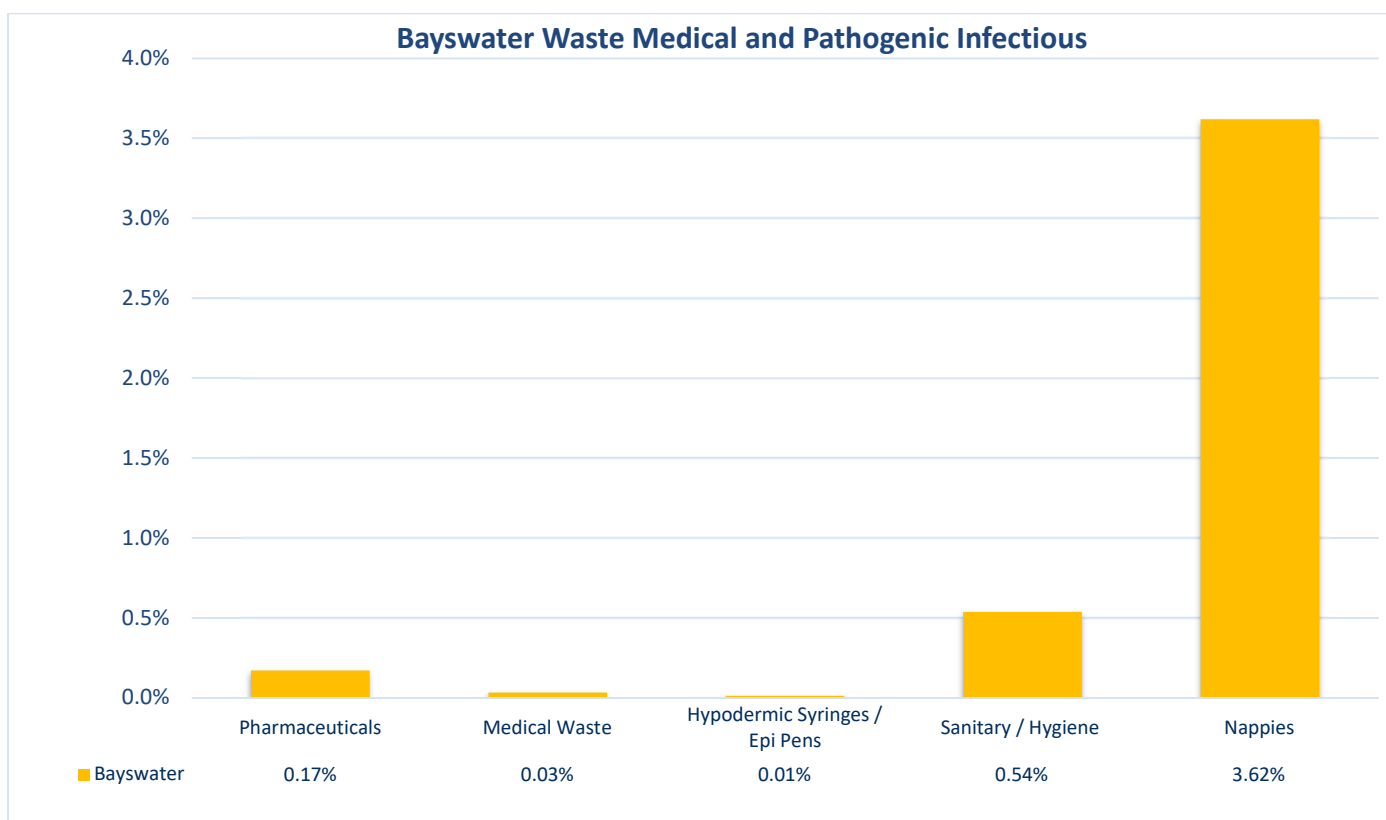


Figure 45 Bayswater Waste Medical and Pathogenic Infectious

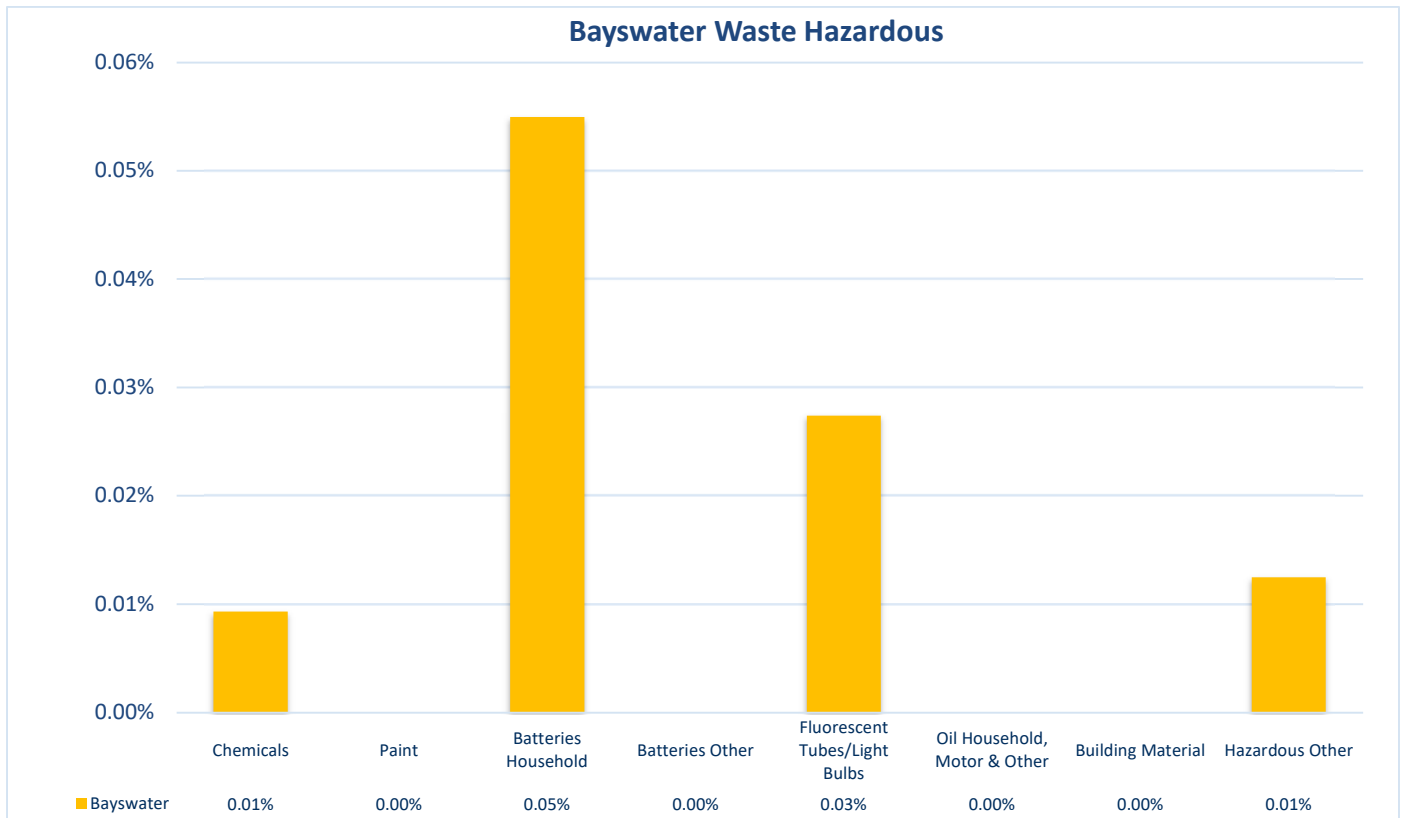


Figure 46 Bayswater Waste Hazardous

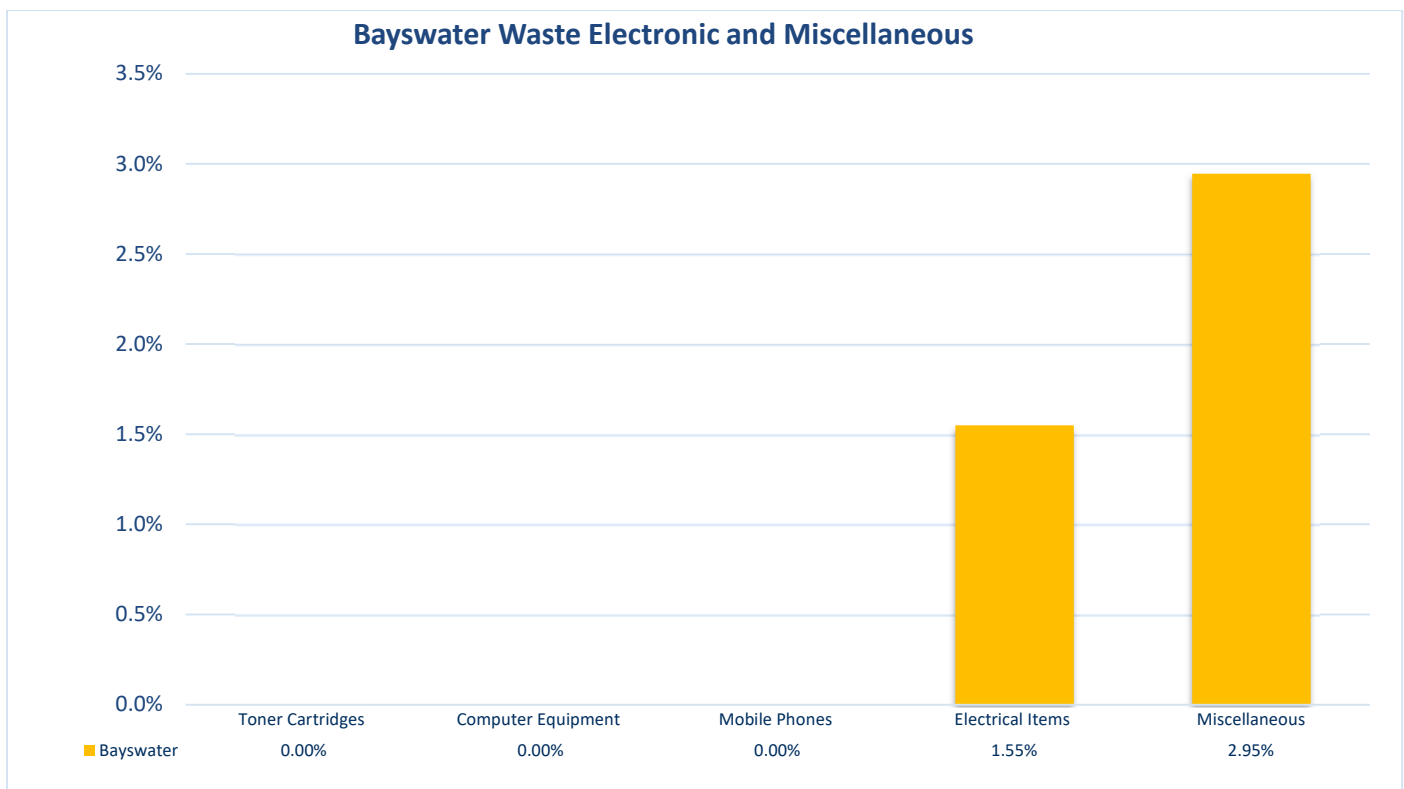


Figure 47 Bayswater Waste Electronic and Miscellaneous

Table 13 Bayswater Waste Summary Table

EMRC Waste Audit		
Bayswater		
Recyclables	Net Weight	Percentage of Weight
Paper	119.7 kg	11.1%
Cardboard	47.0 kg	4.38%
Plastics	113.7 kg	10.6%
Glass	47.1 kg	4.38%
Aluminium	15.4 kg	1.44%
Steel	14.7 kg	1.37%
Recyclables Total		
	357.6 kg	33.3%
Non-Recyclables		
Organic	552.1 kg	51.4%
Earth	39.5 kg	3.68%
Textiles	28.0 kg	2.60%
Medical	2.32 kg	0.22%
Pathogenic Infectious	44.6 kg	4.16%
Hazardous	1.12 kg	0.10%
Electronic Waste	16.6 kg	1.55%
Miscellaneous	31.6 kg	2.95%
Non-Recyclables Total		
	715.8 kg	66.7%
Summary		
Total Recyclables	357.6 kg	33.3%
Total Non-Recyclables	715.8 kg	66.7%
	1,073.4 kg	100%

7.4 Belmont Waste Stream Comparison Graphs

The following graphs give a detailed representation of the comparisons in the Waste streams in Belmont.

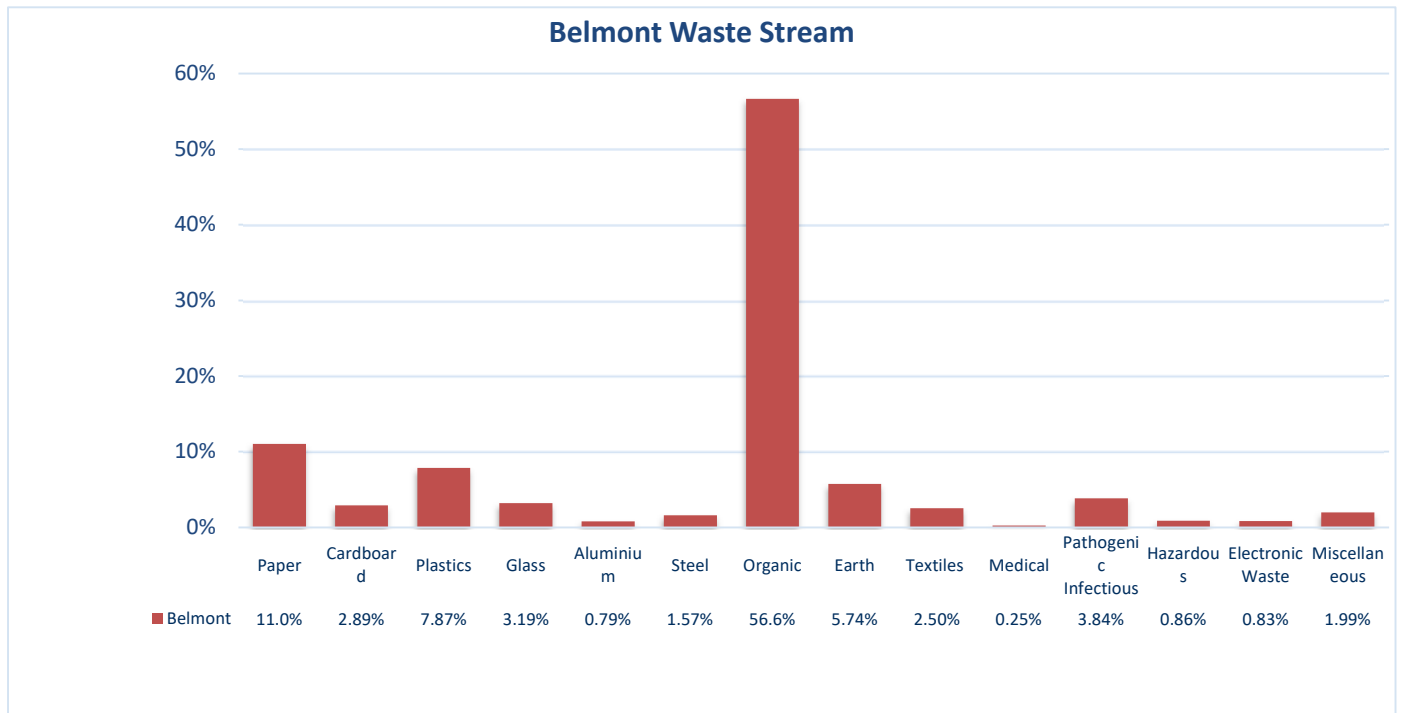


Figure 48 Belmont Waste Stream

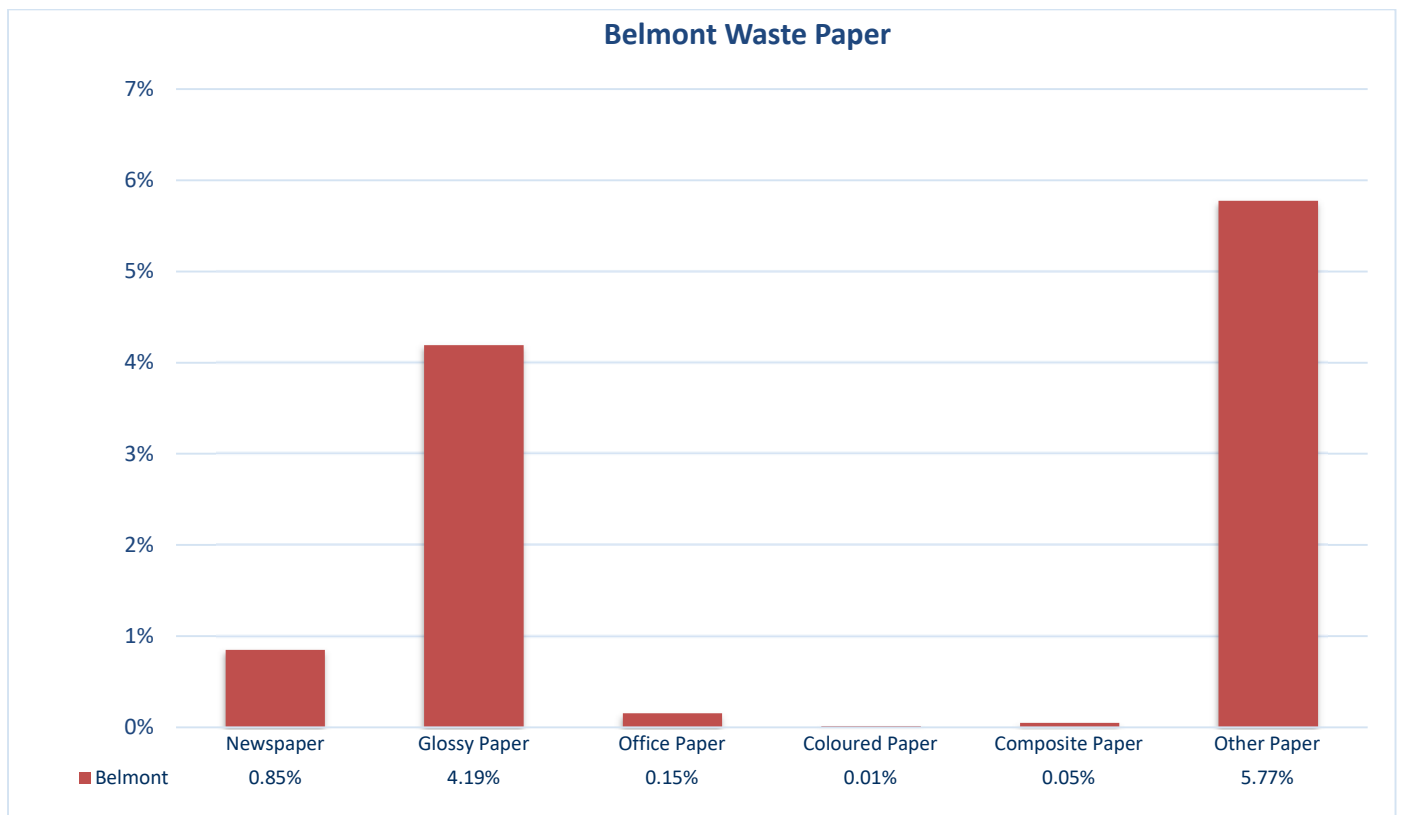


Figure 49 Belmont Waste Paper

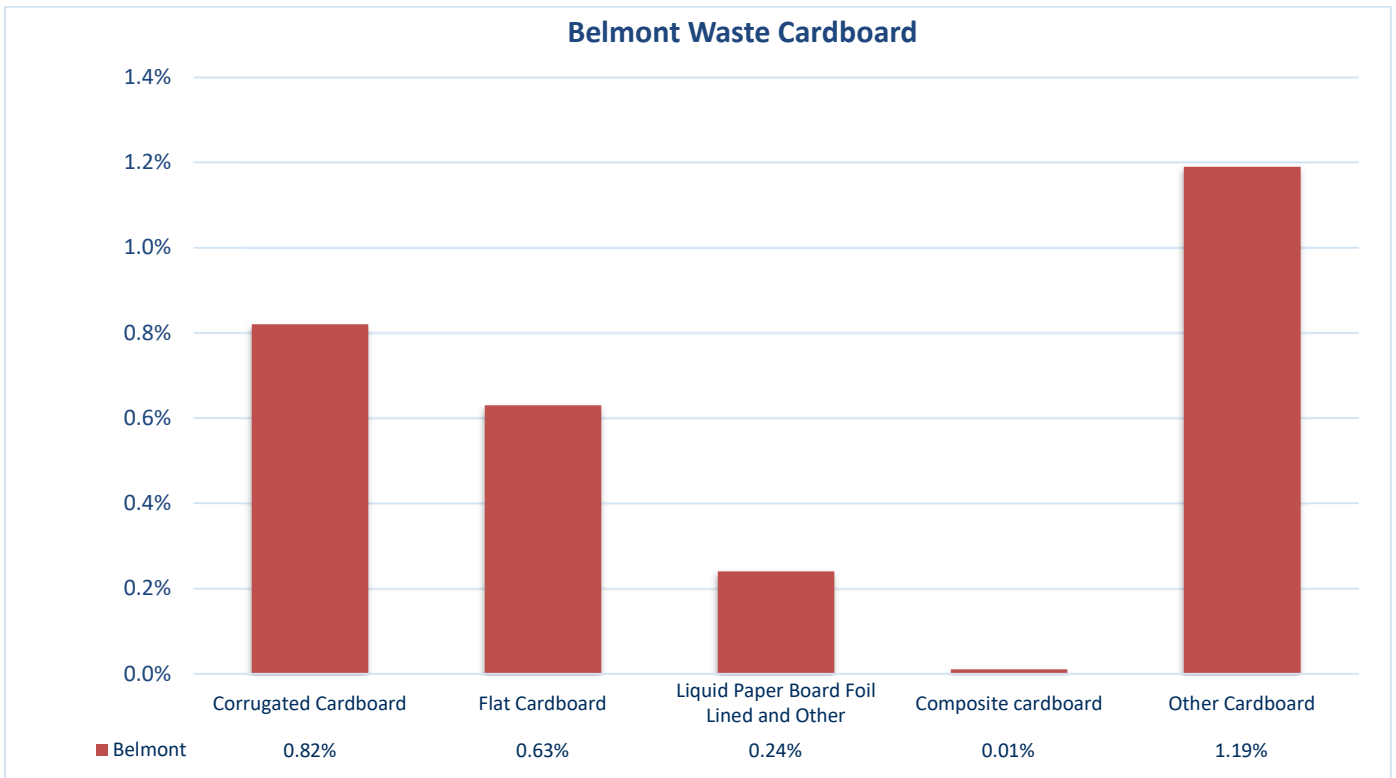


Figure 50 Belmont Waste Cardboard

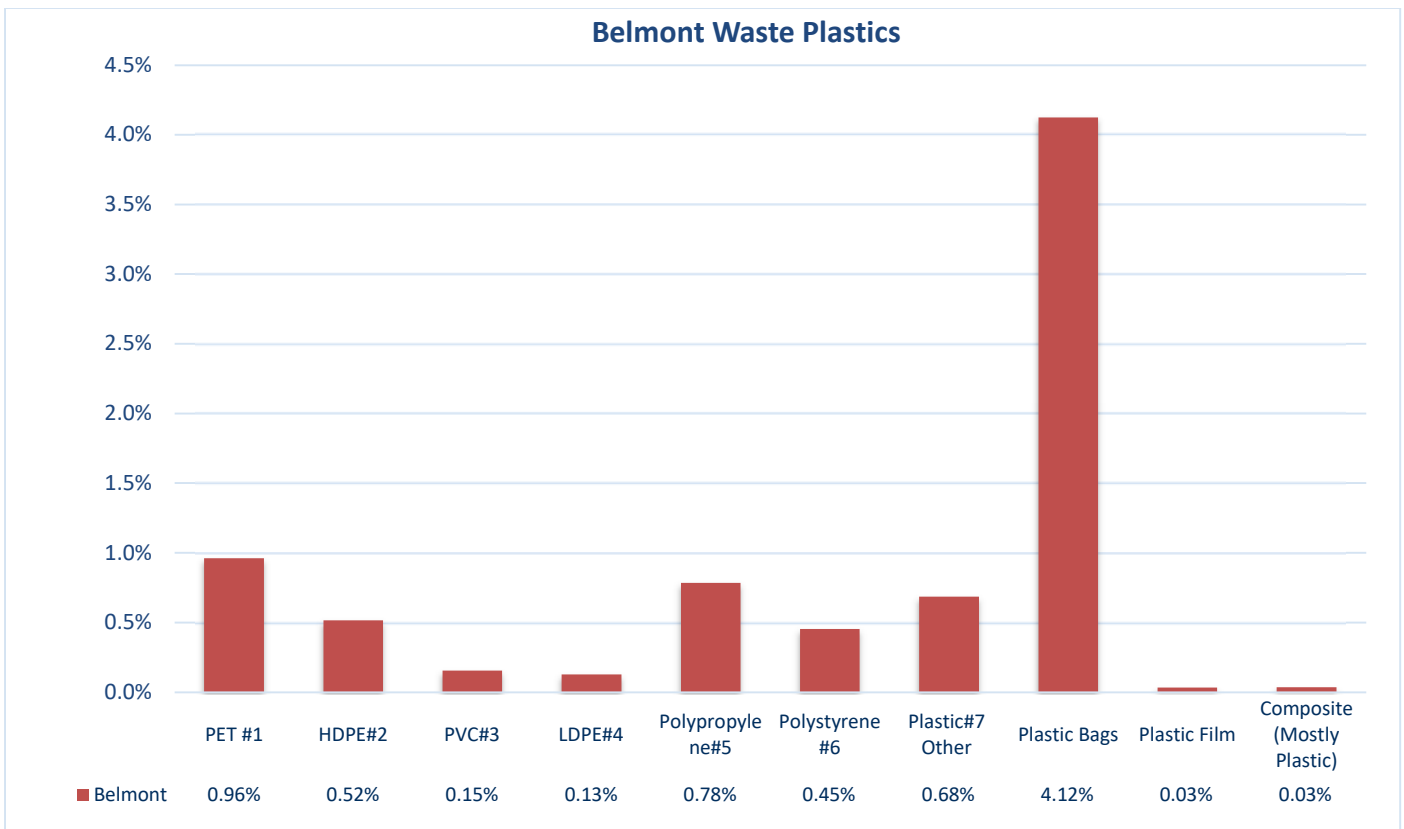


Figure 51 Belmont Waste Plastics

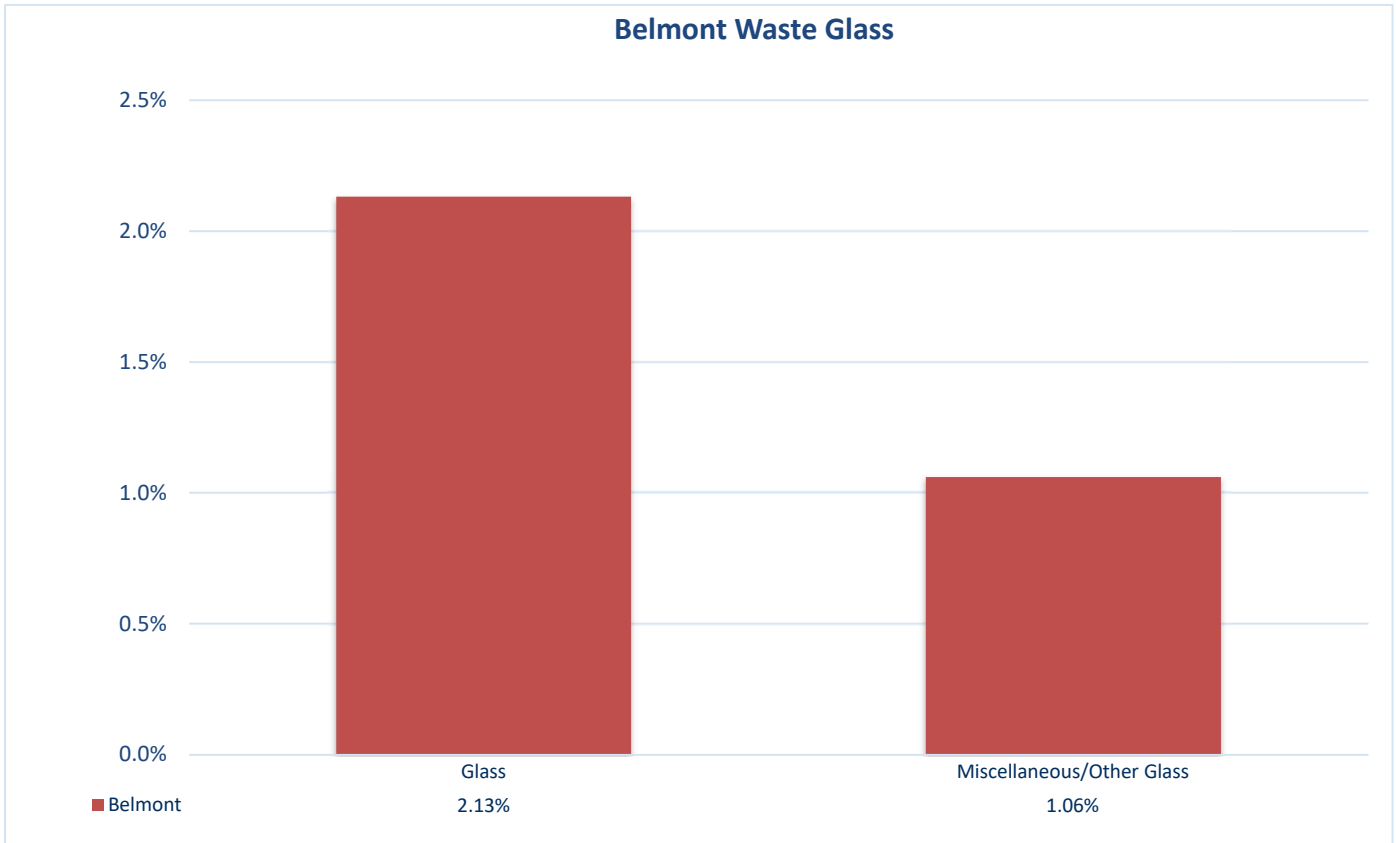


Figure 52 Belmont Waste Glass

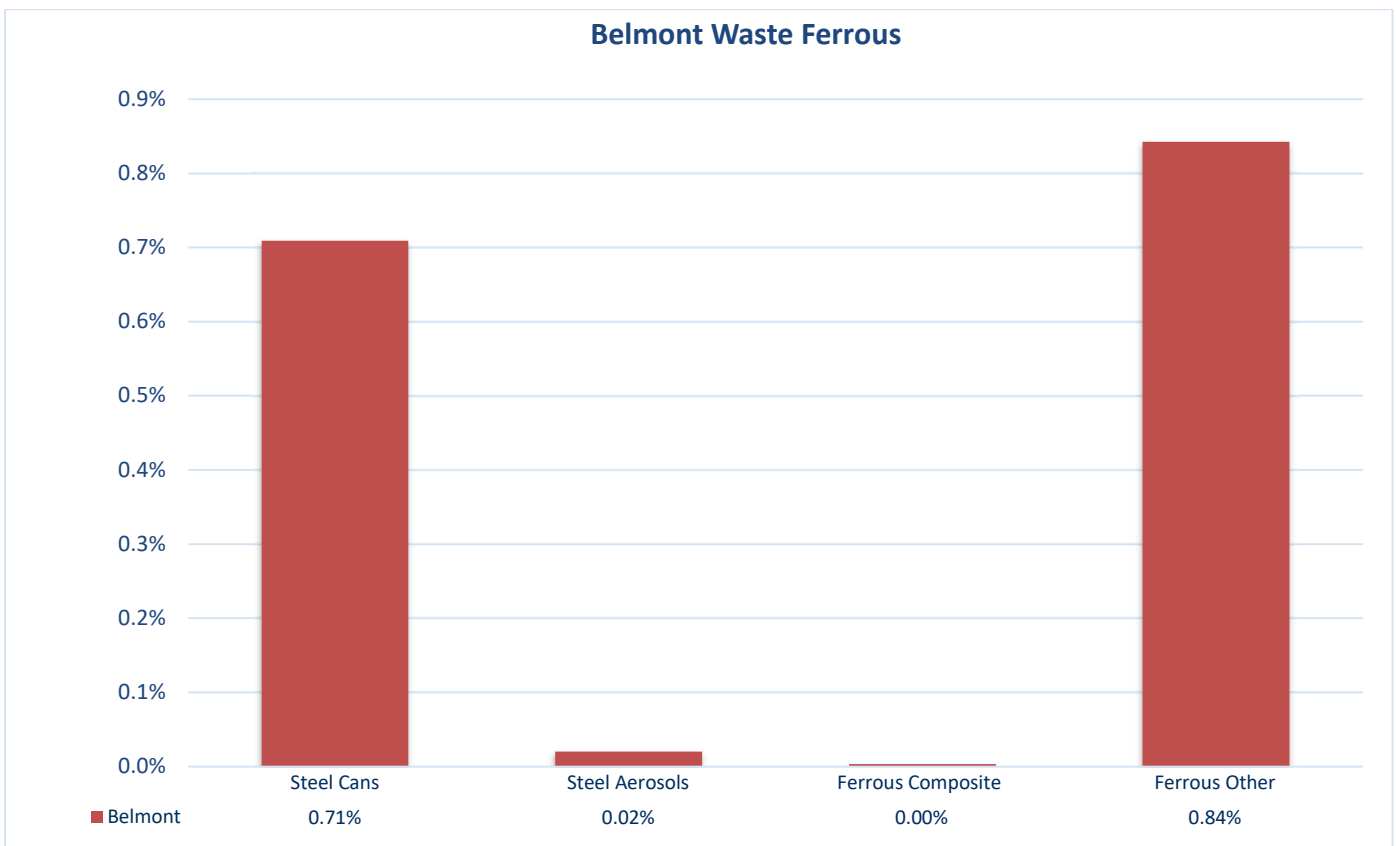


Figure 53 Belmont Waste Ferrous

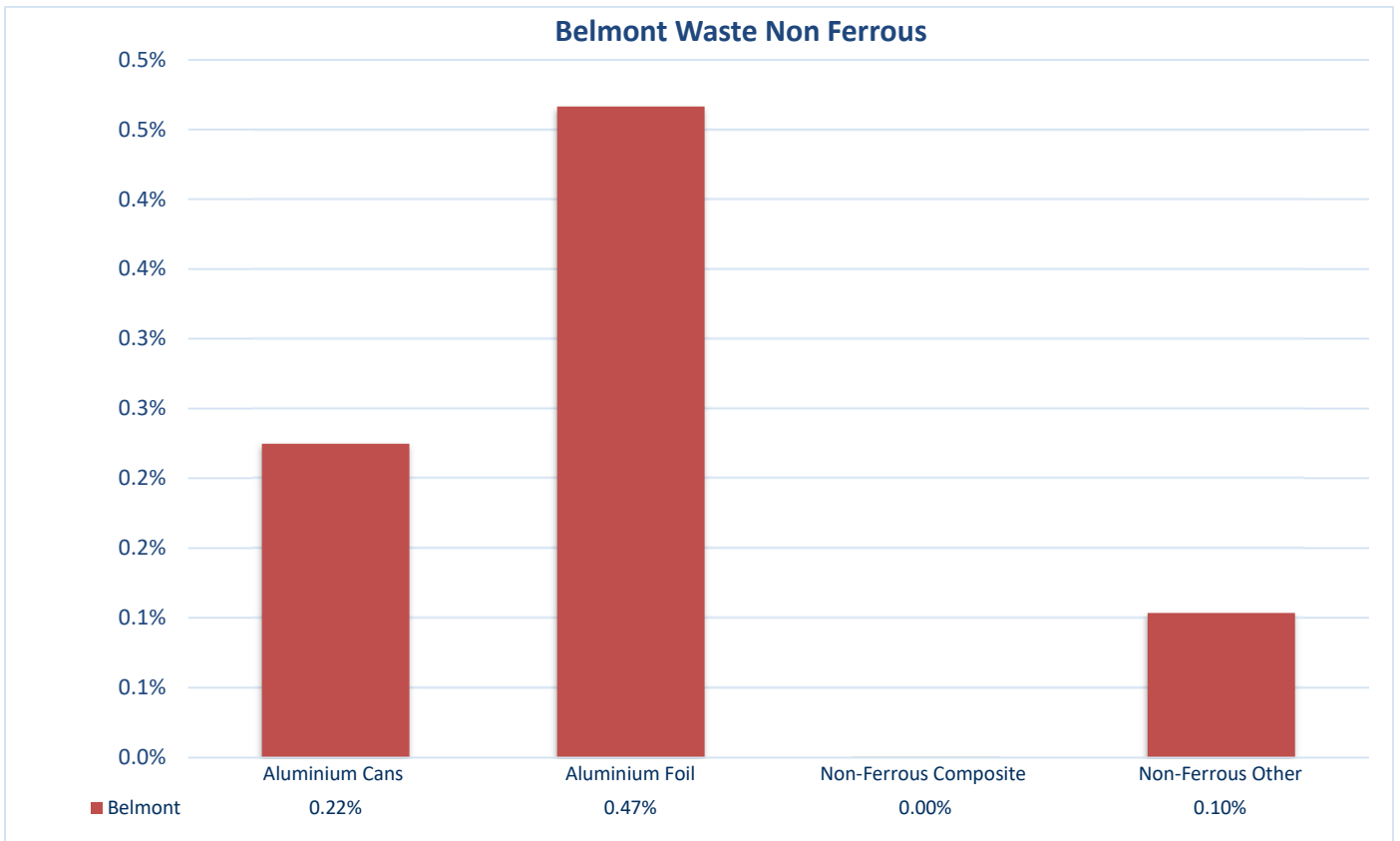


Figure 54 Belmont Waste Non Ferrous

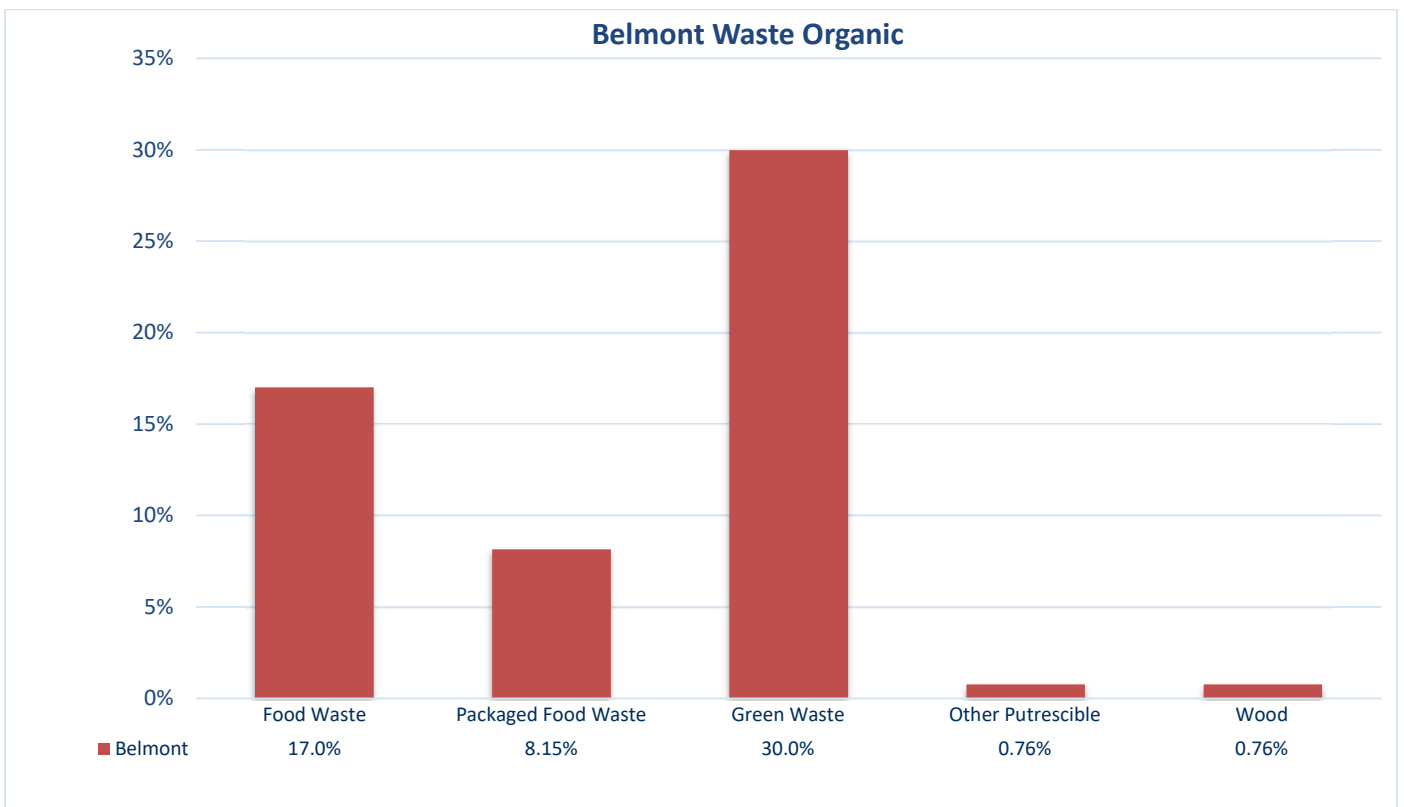


Figure 55 Belmont Waste Organic

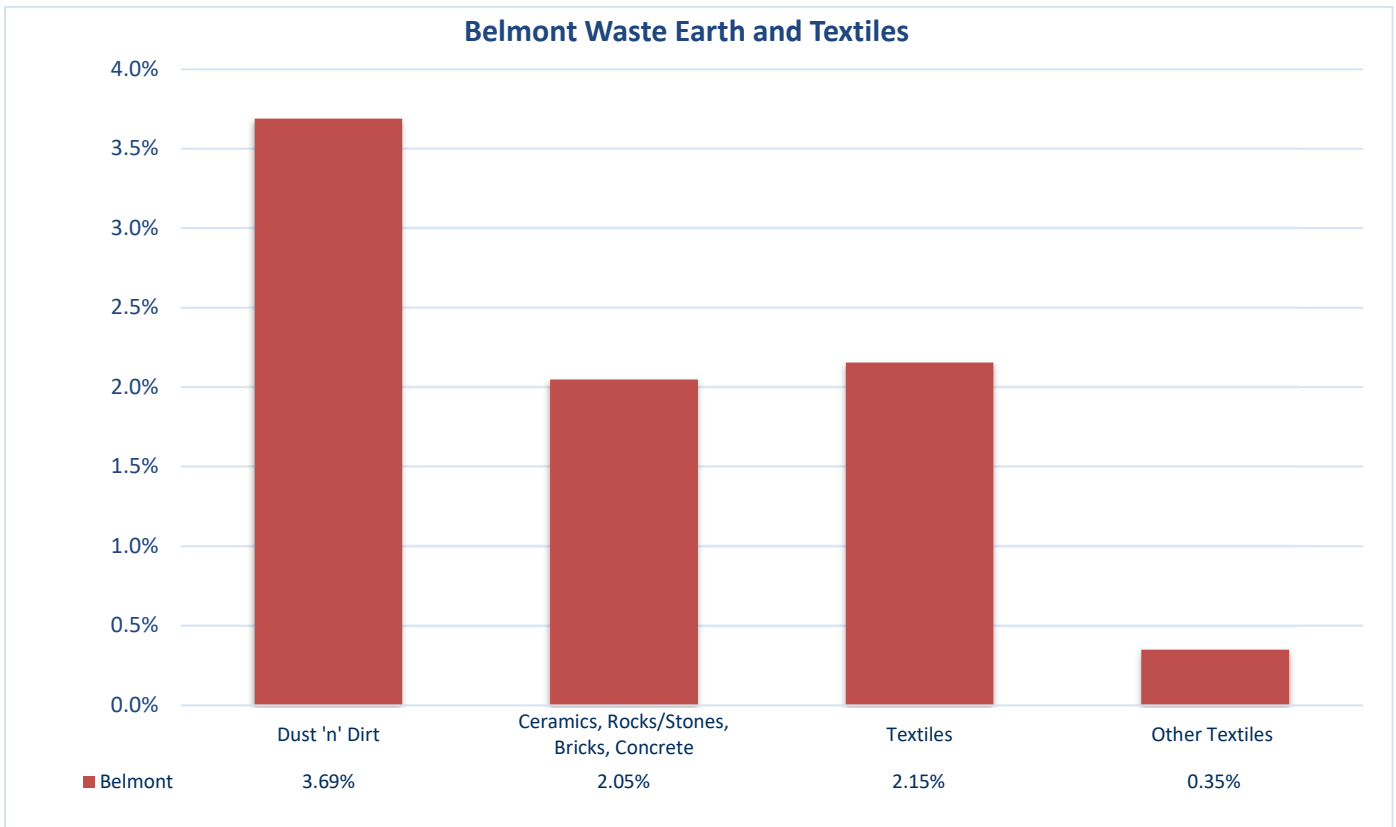


Figure 56 Belmont Waste Earth and Textiles

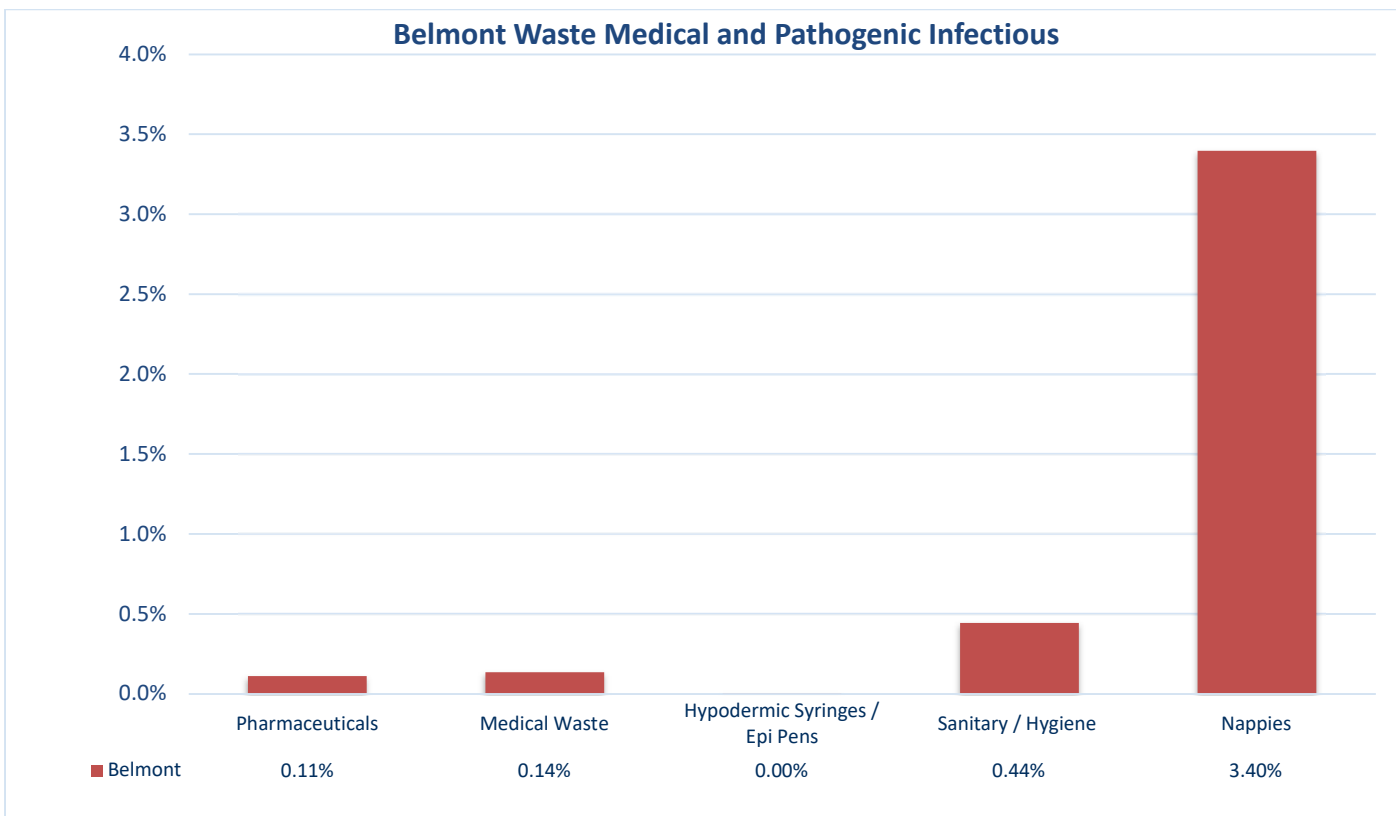


Figure 57 Belmont Waste Medical and Pathogenic Infectious

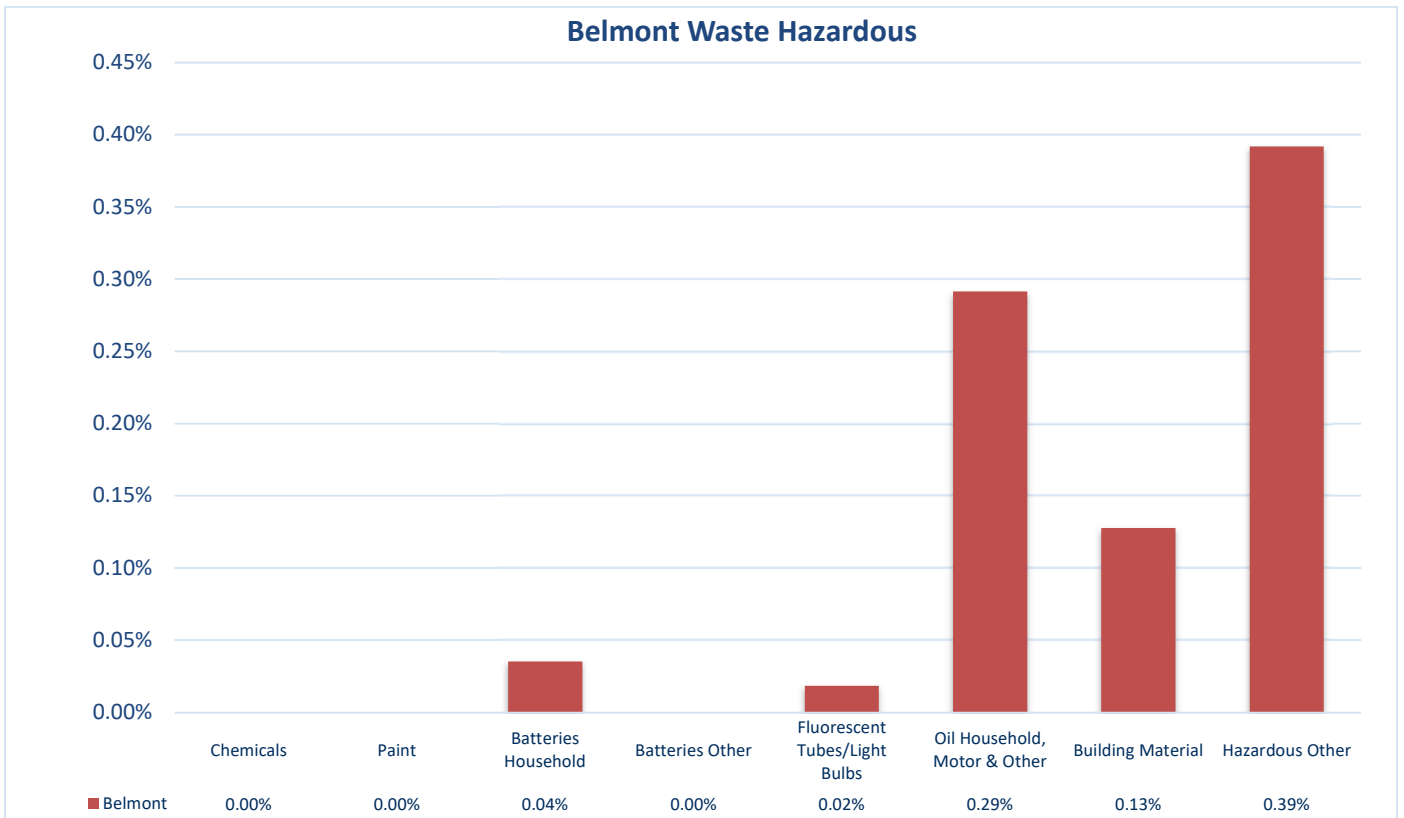


Figure 58 Belmont Waste Hazardous

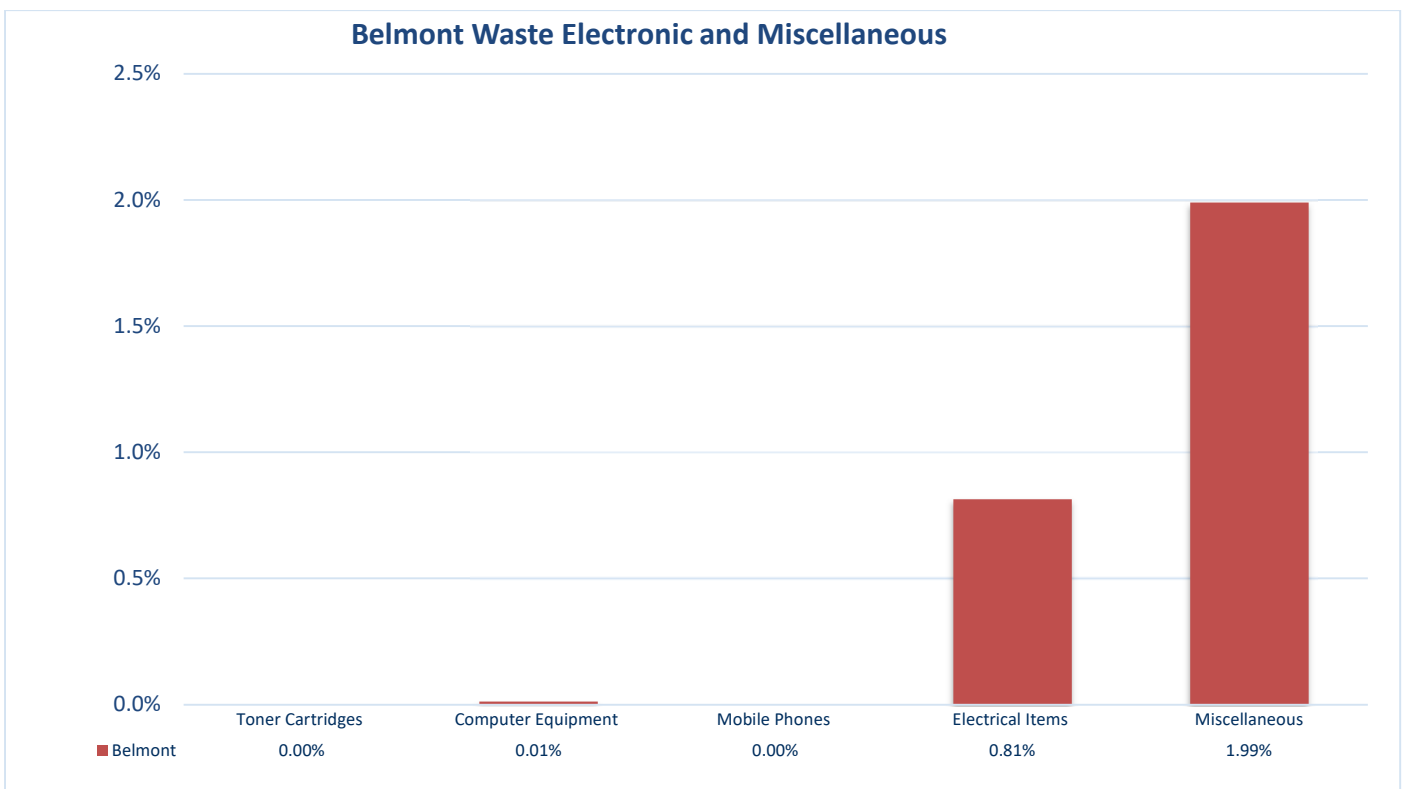


Figure 59 Belmont Waste Electronic and Miscellaneous

Table 14 Belmont Waste Summary Table

EMRC Waste Audit		
Belmont		
Recyclables	Net Weight	Percentage of Weight
Paper	176.8 kg	11.0 %
Cardboard	46.4 kg	2.89 %
Plastics	126.2 kg	7.87 %
Glass	51.2 kg	3.19 %
Aluminium	12.7 kg	0.79 %
Steel	25.3 kg	1.57 %
Recyclables Total	438.6 kg	27.4 %
Non-Recyclables		
Organic	908.1 kg	56.6 %
Earth	92.0 kg	5.74 %
Textiles	40.2 kg	2.50 %
Medical	4.02 kg	0.25 %
Pathogenic Infectious	61.6 kg	3.84 %
Hazardous	13.9 kg	0.86 %
Electronic Waste	13.2 kg	0.83 %
Miscellaneous	31.9 kg	1.99 %
Non-Recyclables Total	1,164.9 kg	72.6 %
Summary		
Total Recyclables	438.6 kg	27.4 %
Total Non-Recyclables	1,164.9 kg	72.6 %
	1,603.4 kg	100%

7.5 Kalamunda Waste Stream Comparison Graphs

The following graphs give a detailed representation of the comparisons in the Waste streams in Kalamunda.

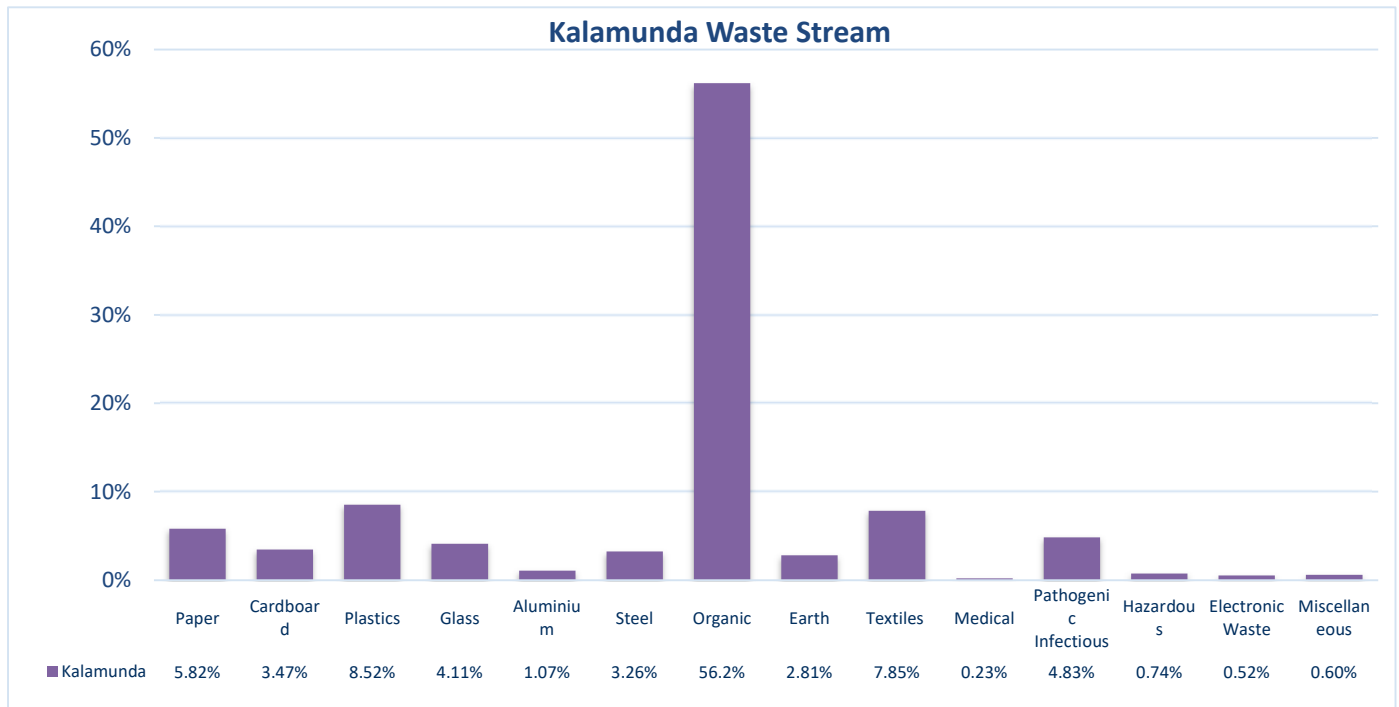


Figure 60 Kalamunda Waste Stream

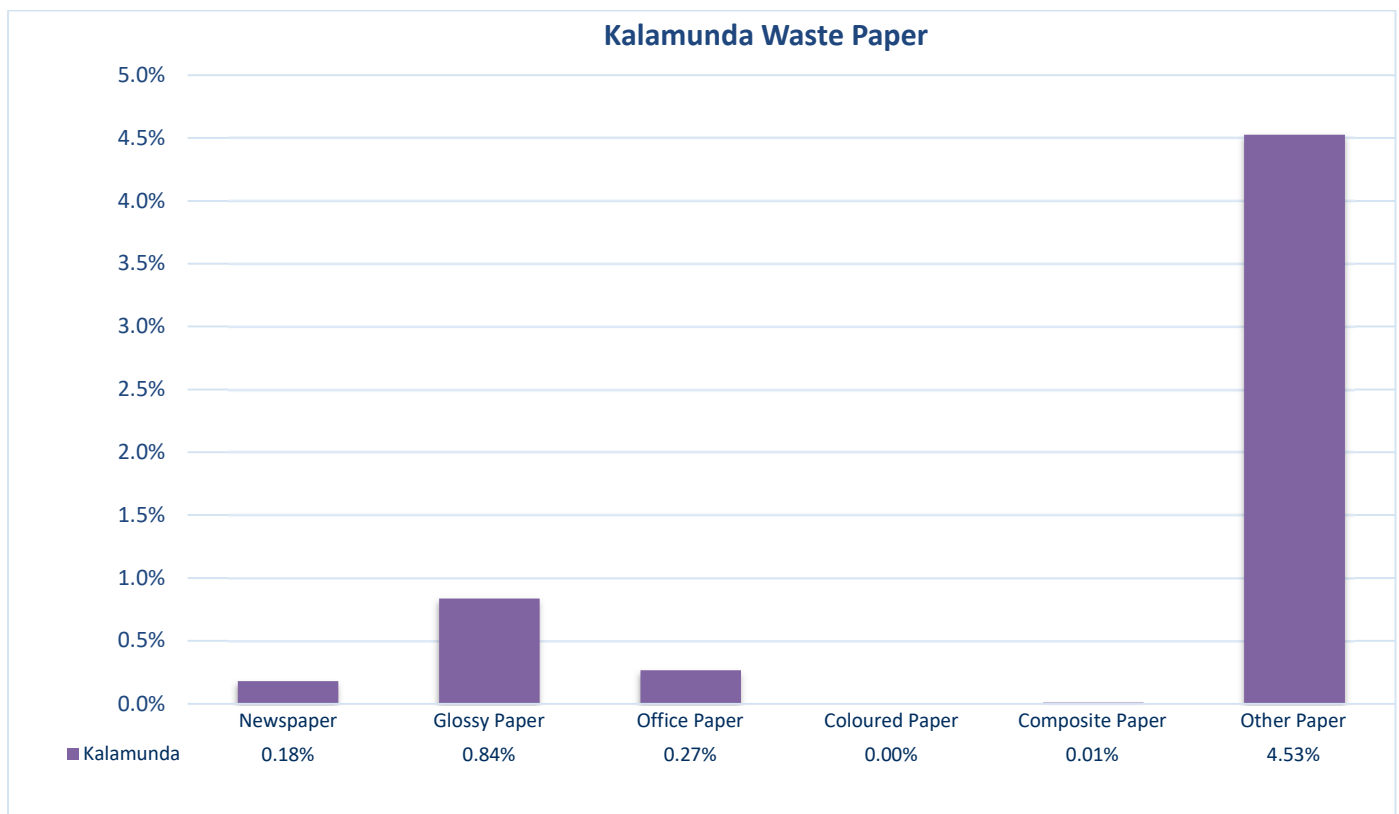


Figure 61 Kalamunda Waste Paper

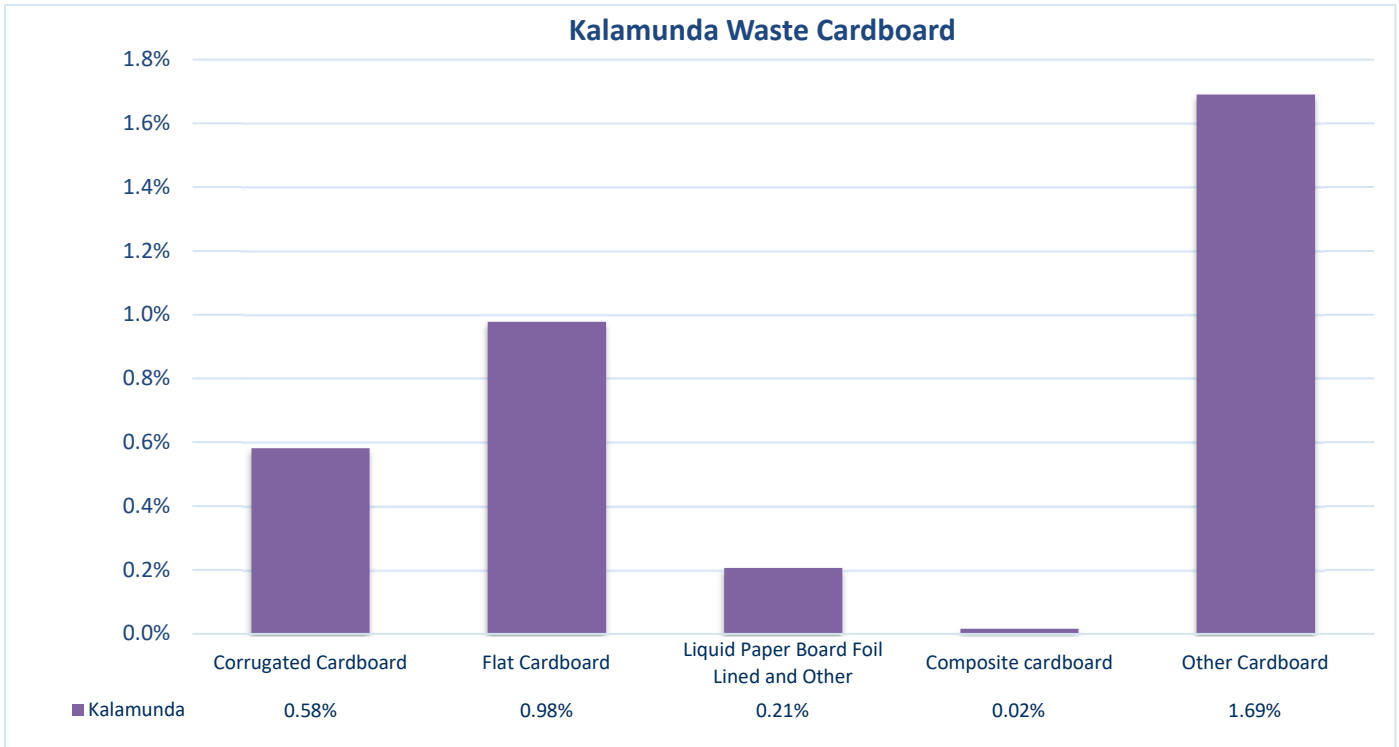


Figure 62 Kalamunda Waste Cardboard

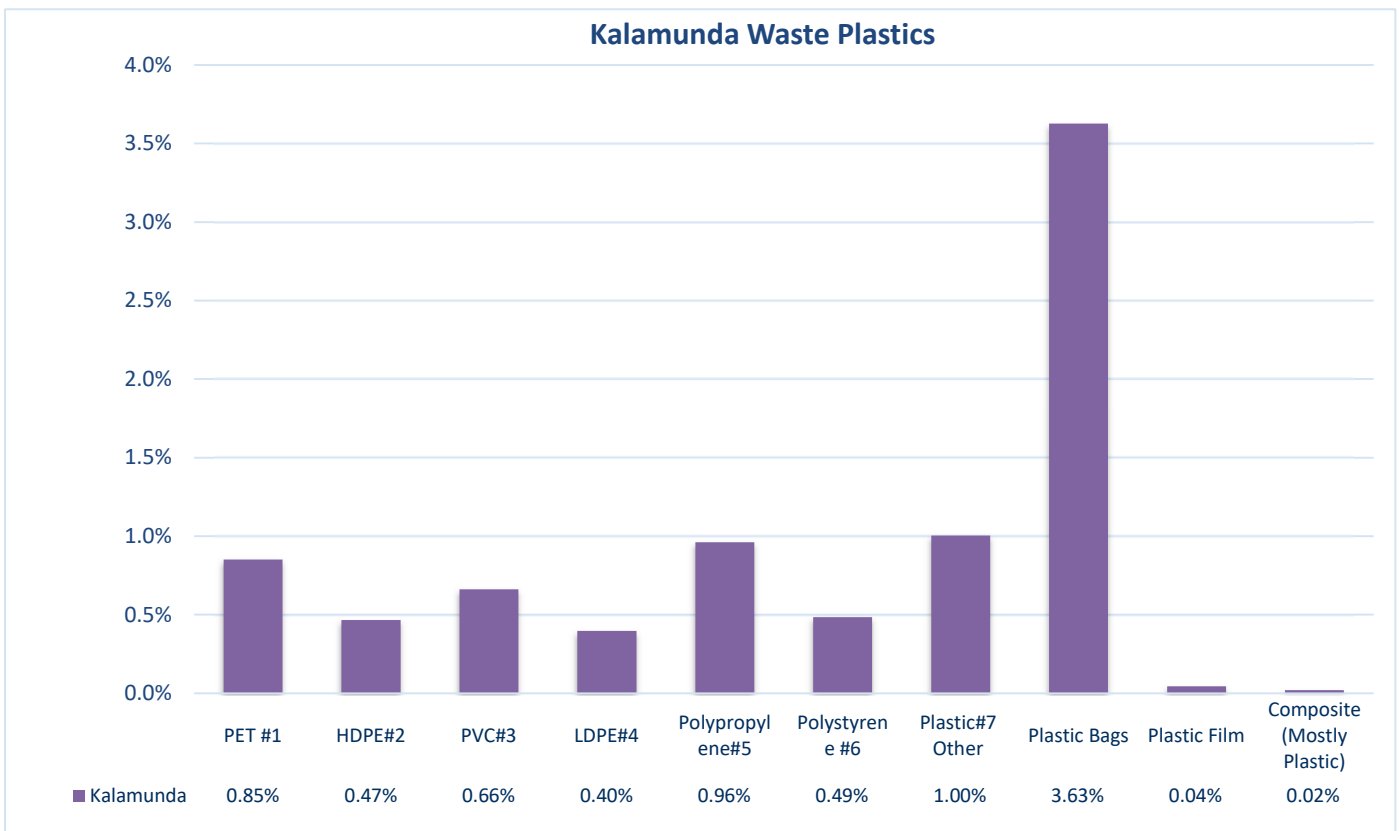


Figure 63 Kalamunda Waste Plastics

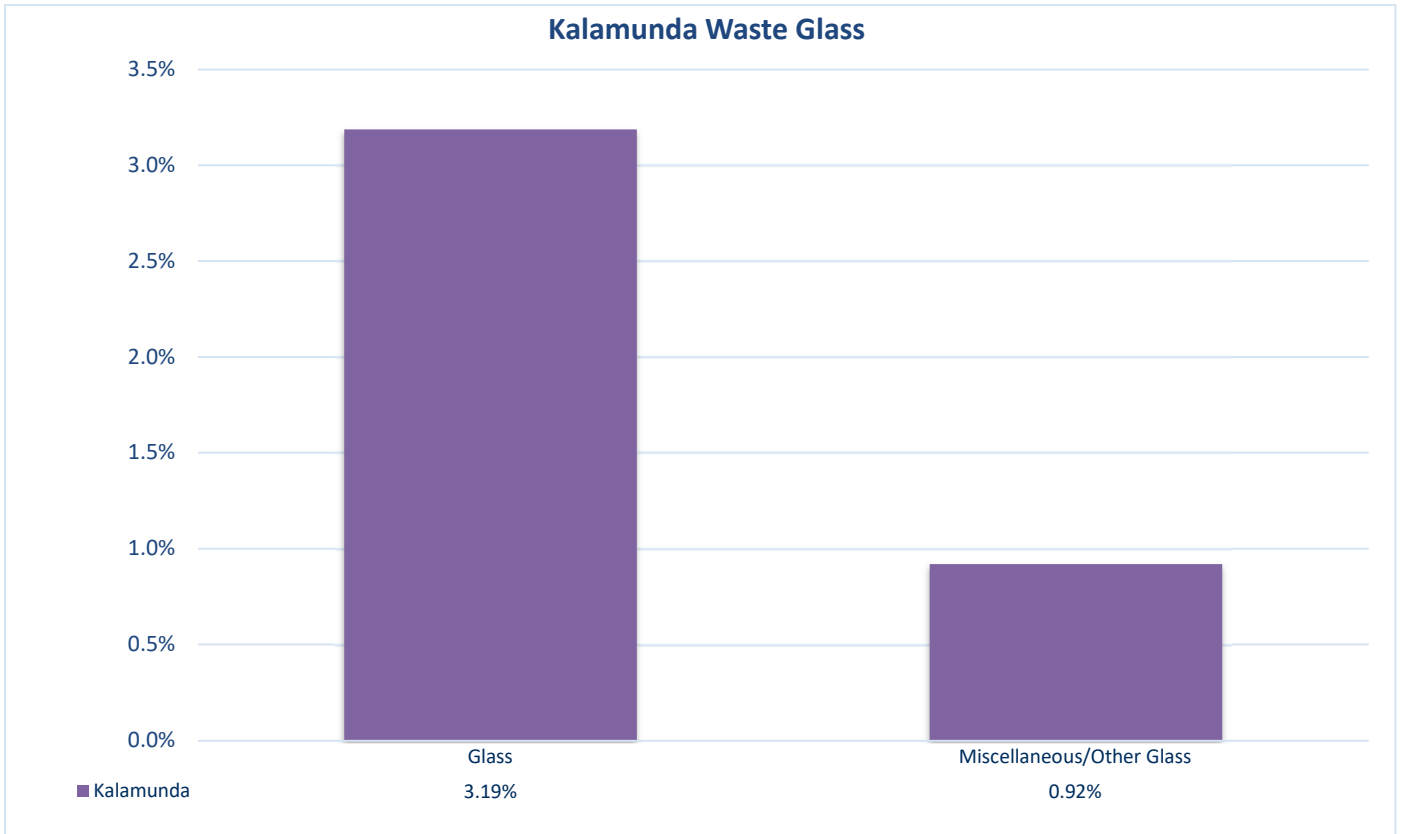


Figure 64 Kalamunda Waste Glass

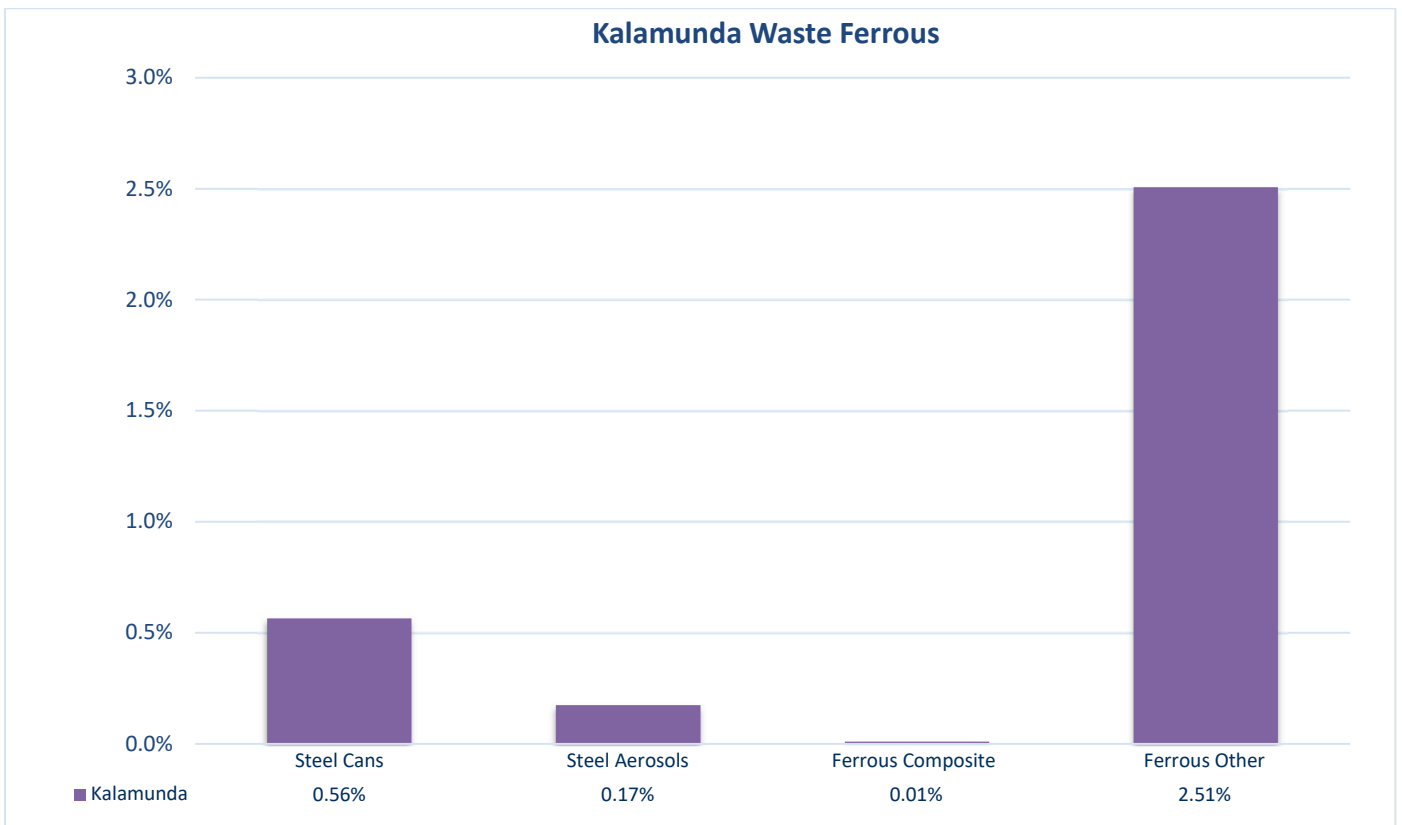


Figure 65 Kalamunda Waste Ferrous

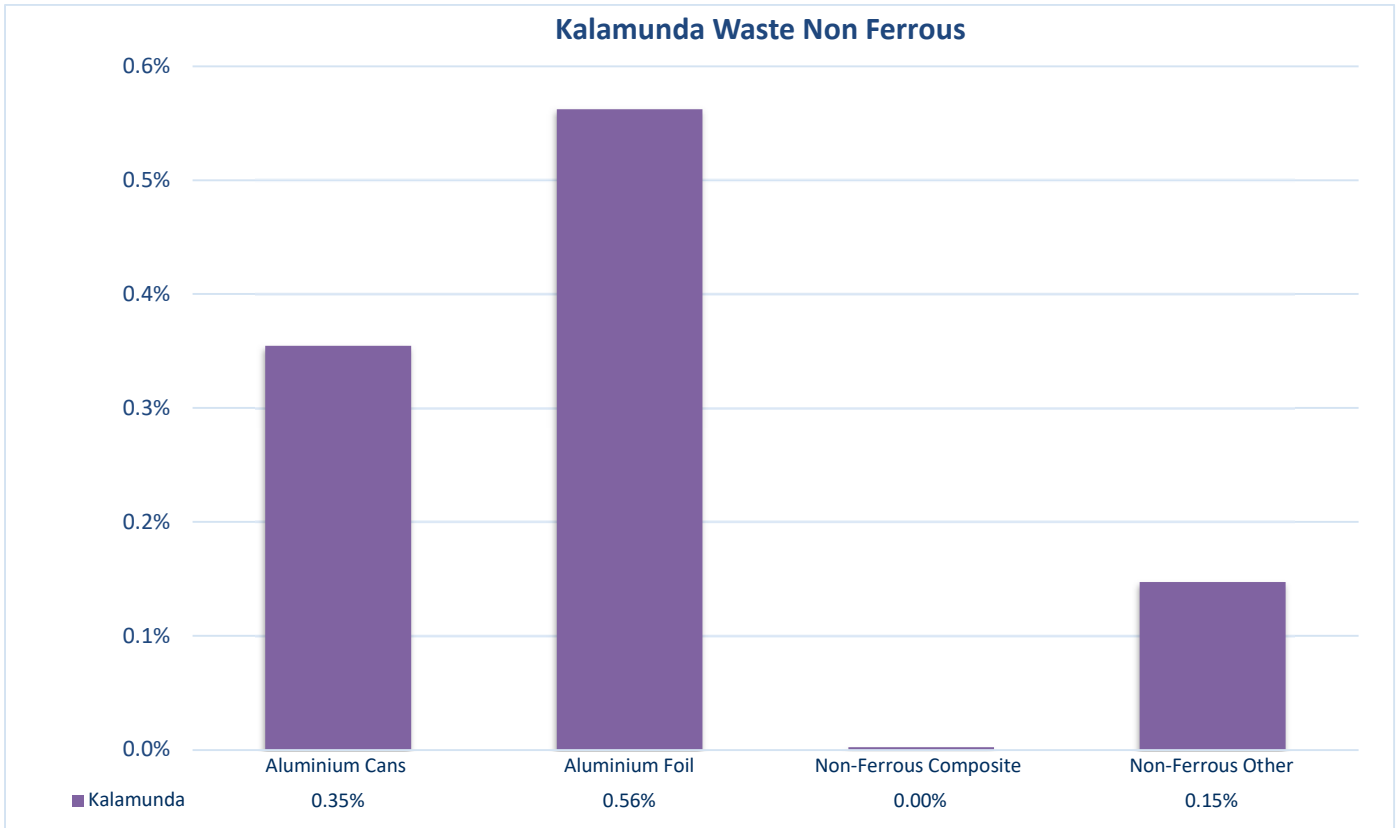


Figure 66 Kalamunda Waste Non-Ferrous

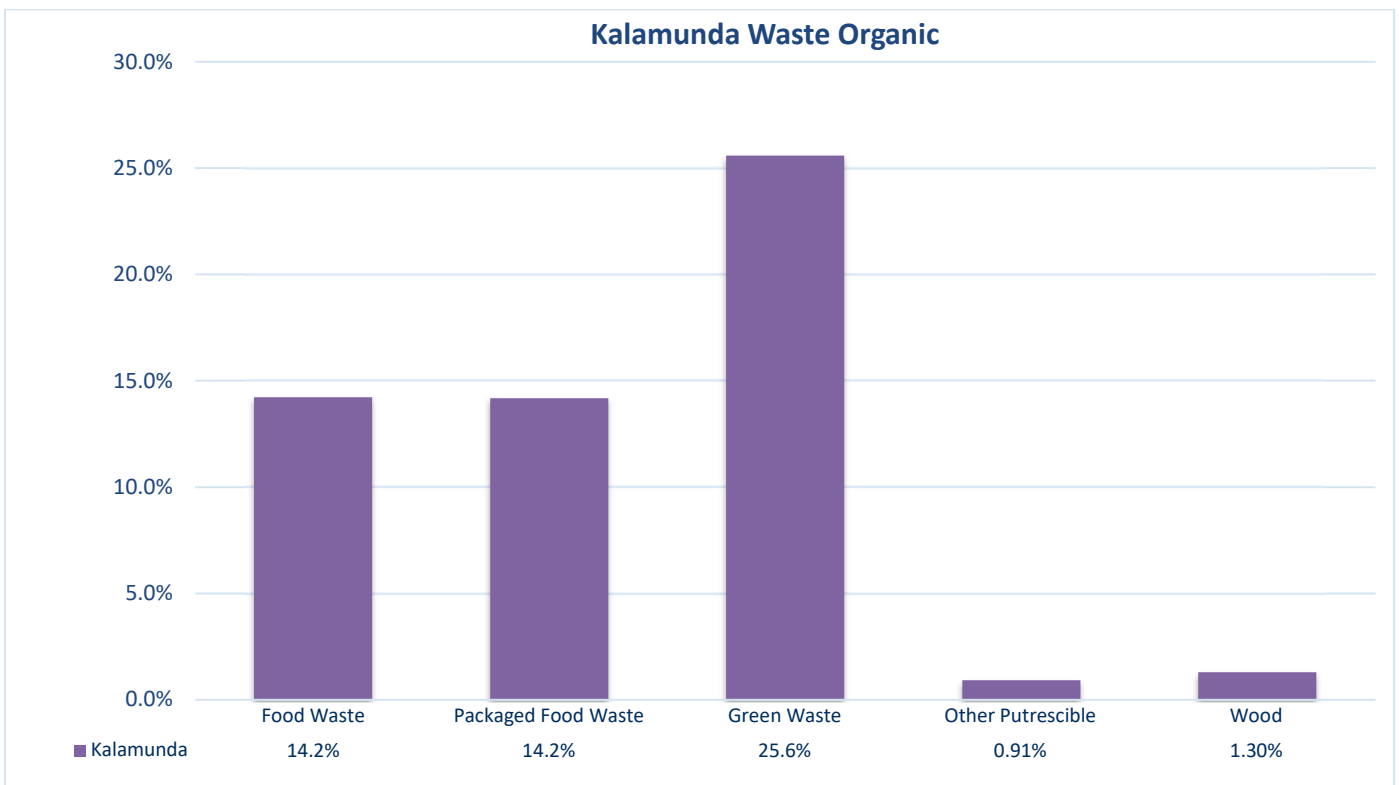


Figure 67 Kalamunda Waste Organic

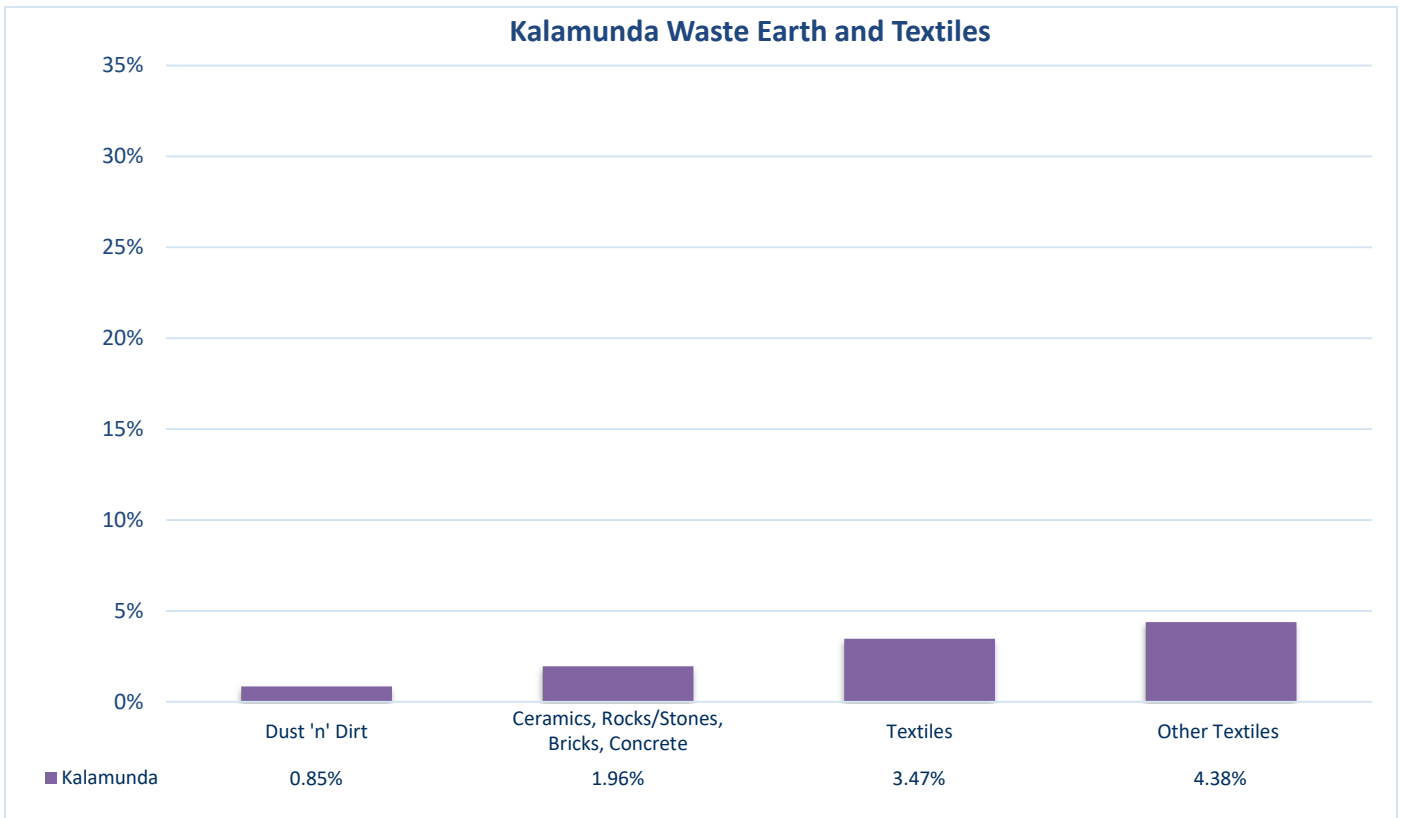


Figure 68 Kalamunda Waste Earth and Textiles

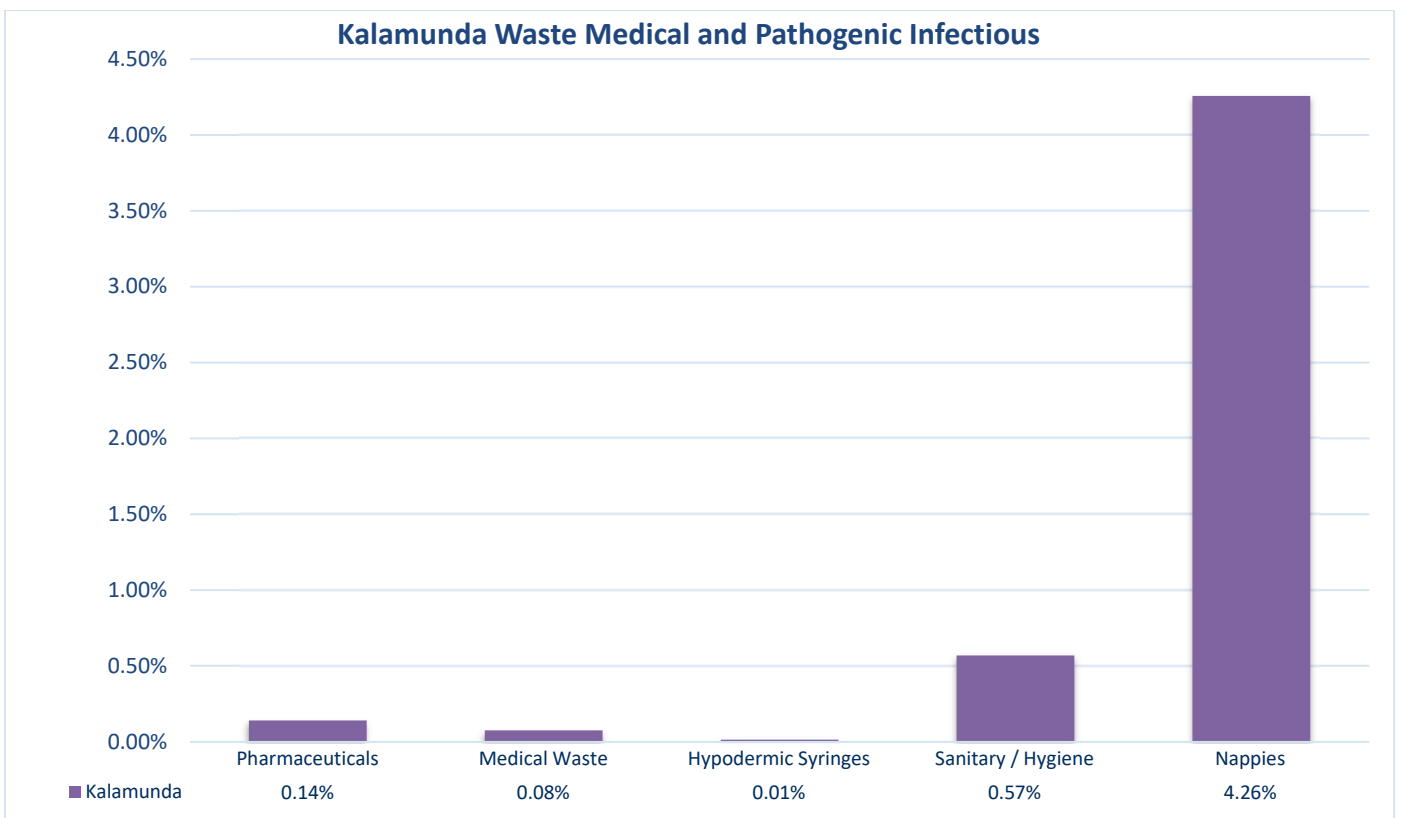


Figure 69 Kalamunda Waste Medical and Pathogenic Infectious

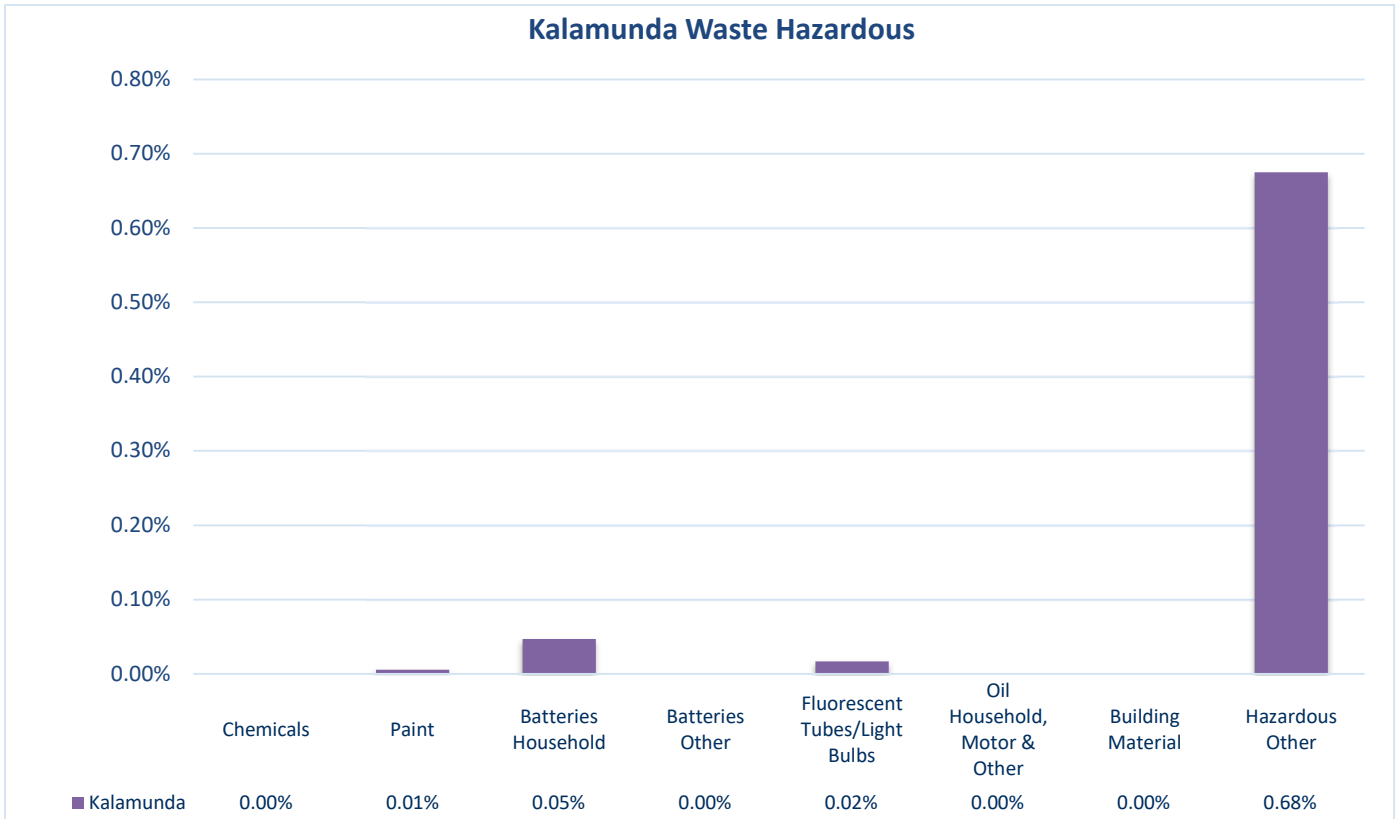


Figure 70 Kalamunda Waste Hazardous

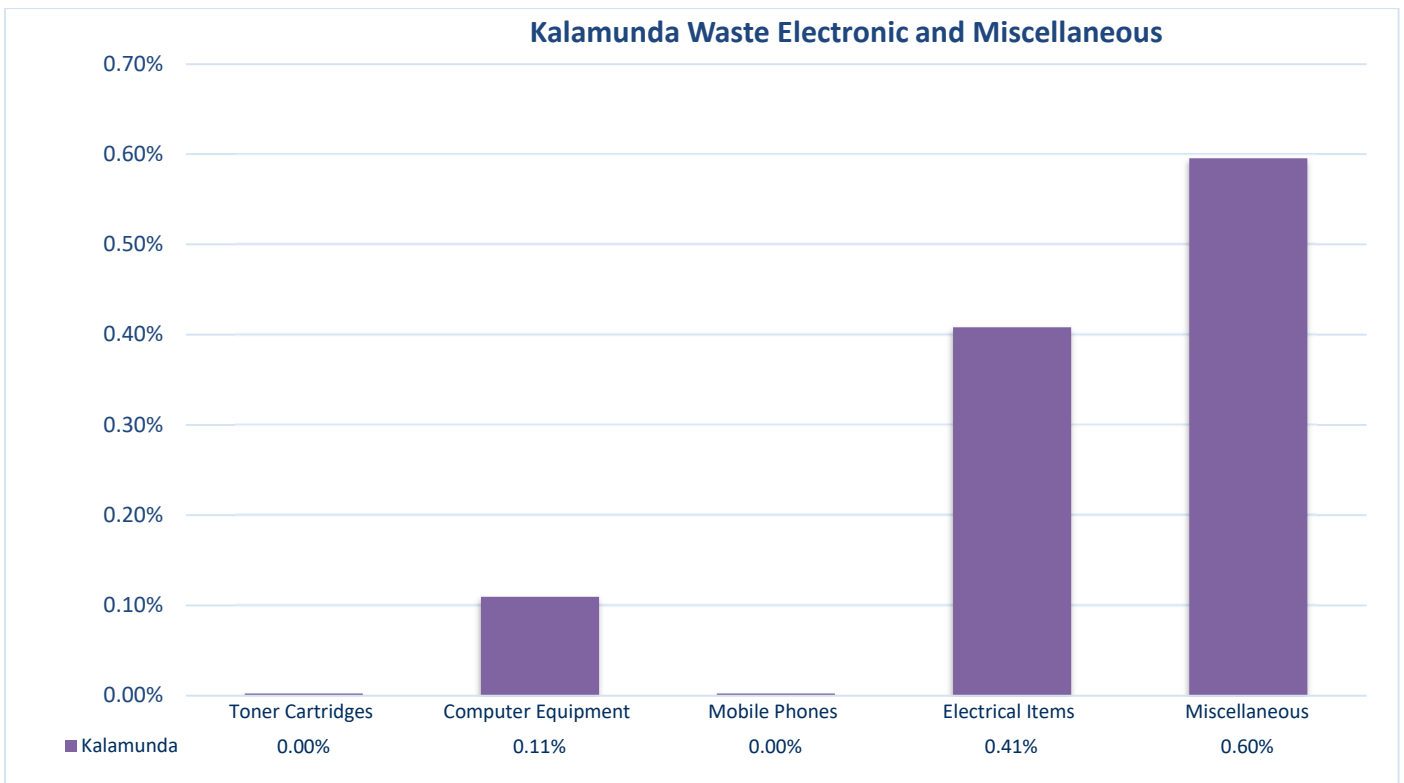


Figure 71 Kalamunda Waste Electronic and Miscellaneous

Table 15 Kalamunda Waste Summary Table

EMRC Waste Audit		
Recyclables	Kalamunda	
	Net Weight	Percentage of Weight
Paper	95.5 kg	5.82%
Cardboard	57.0 kg	3.47%
Plastics	139.9 kg	8.52%
Glass	67.4 kg	4.11%
Aluminium	17.5 kg	1.07%
Steel	53.5 kg	3.26%
Recyclables Total		
	430.9 kg	26.2%
Non-Recyclables		
Organic	923.0 kg	56.2%
Earth	46.1 kg	2.81%
Textiles	128.9 kg	7.85%
Medical	3.75 kg	0.23%
Pathogenic Infectious	79.3 kg	4.83%
Hazardous	12.2 kg	0.74%
Electronic Waste	8.6 kg	0.52%
Miscellaneous	9.8 kg	0.60%
Non-Recyclables Total		
	1,211.6 kg	73.8%
Summary		
Total Recyclables	430.9 kg	26.2%
Total Non-Recyclables	1,211.6 kg	73.8%
	1,642.5 kg	100%

7.6 Mundaring Waste Stream Comparison Graphs

The following graphs give a detailed representation of the comparisons in the Waste streams in Mundaring.

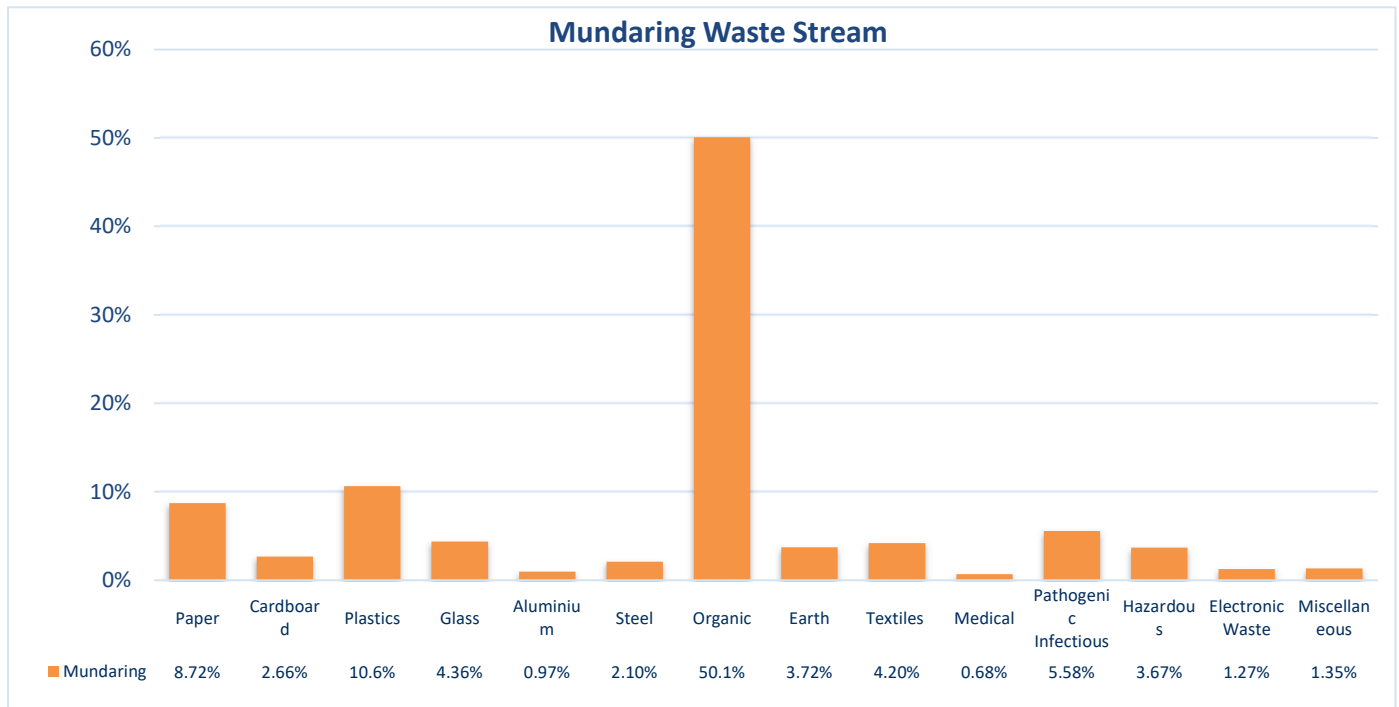


Figure 72 Mundaring Waste Stream

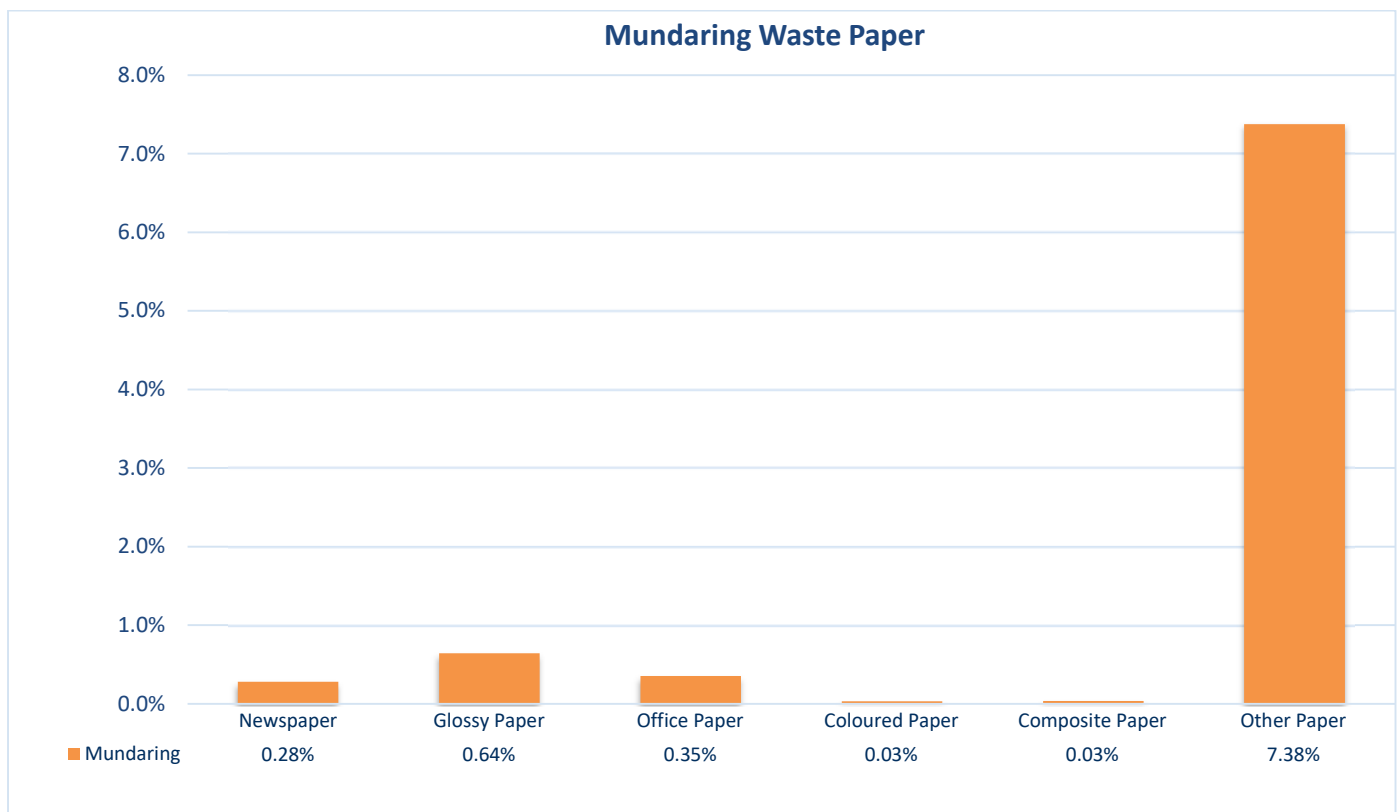


Figure 73 Mundaring Waste Paper

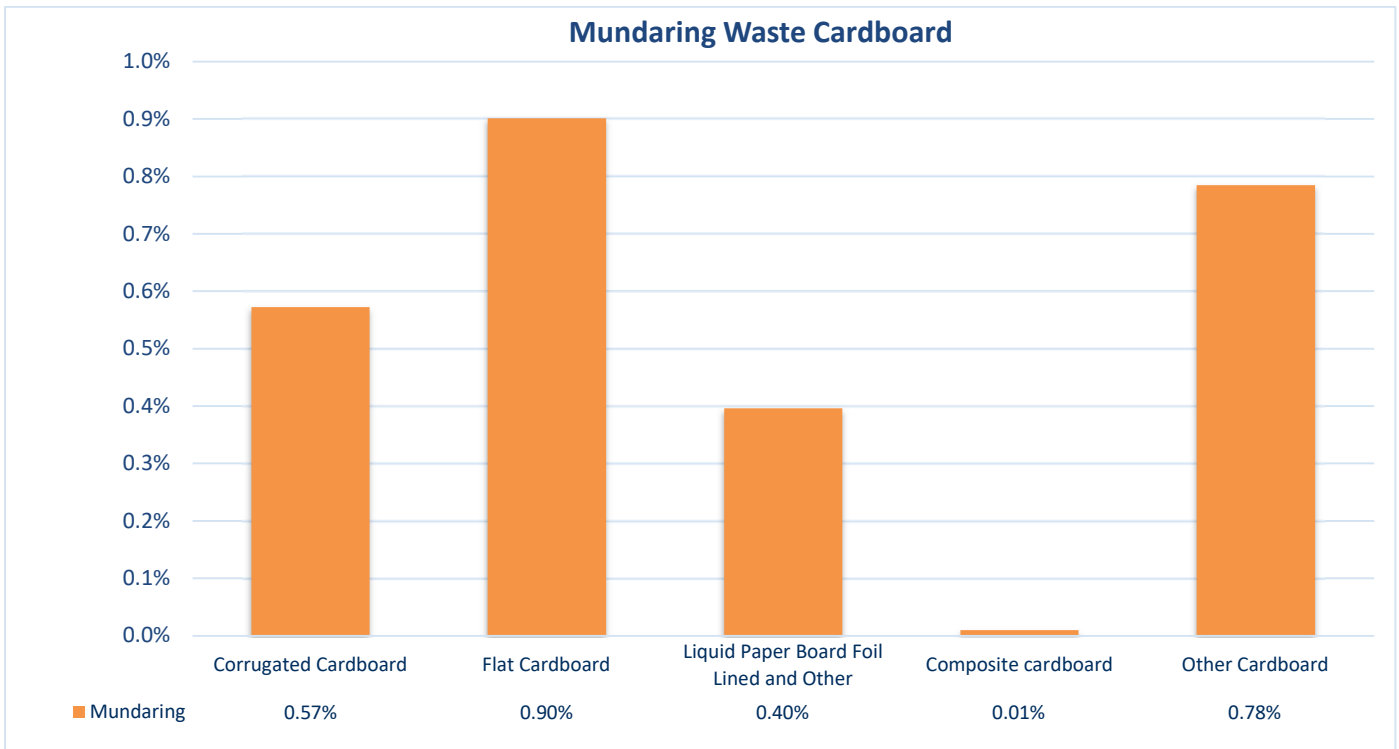


Figure 74 Mundaring Waste Cardboard

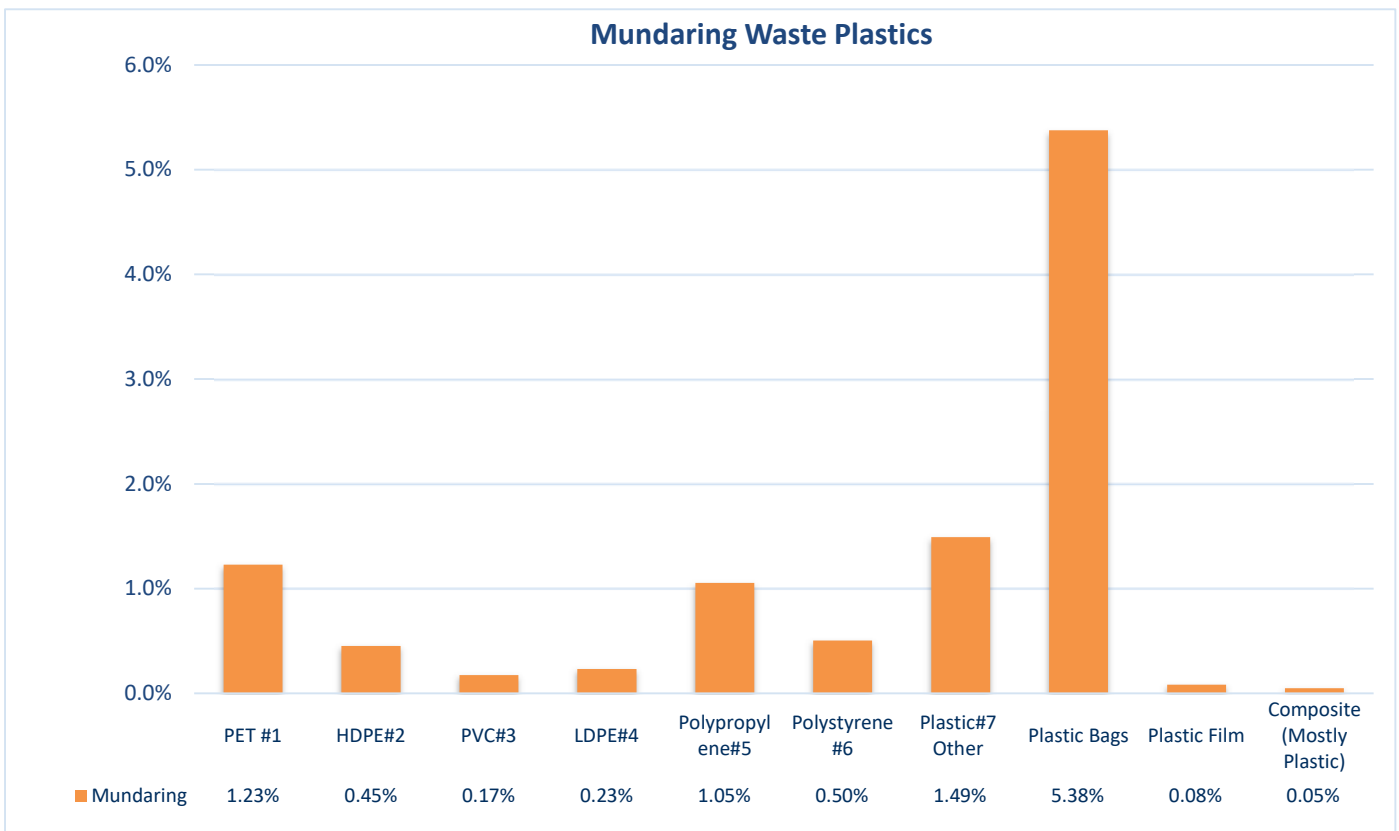


Figure 75 Mundaring Waste Plastics

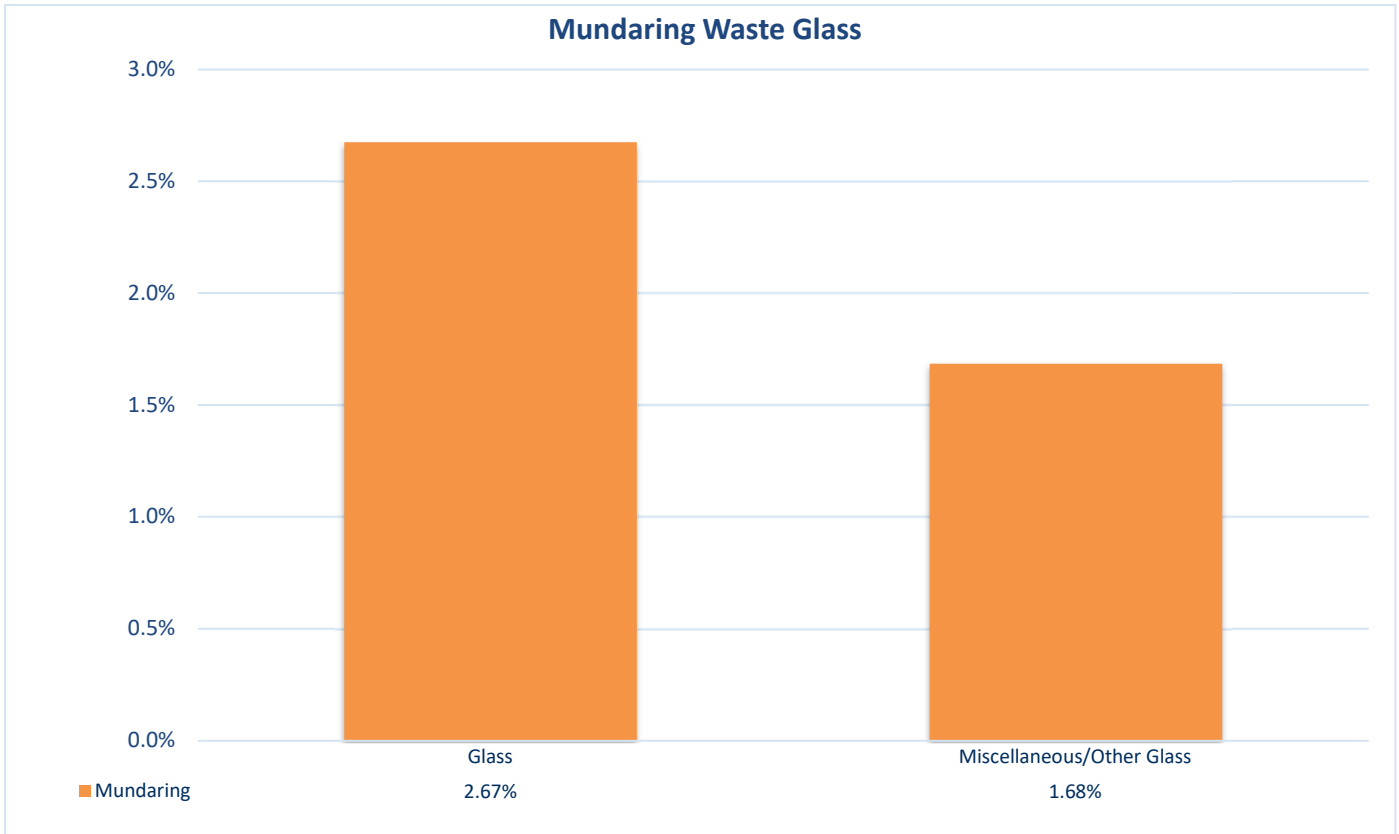


Figure 76 Mundaring Waste Glass

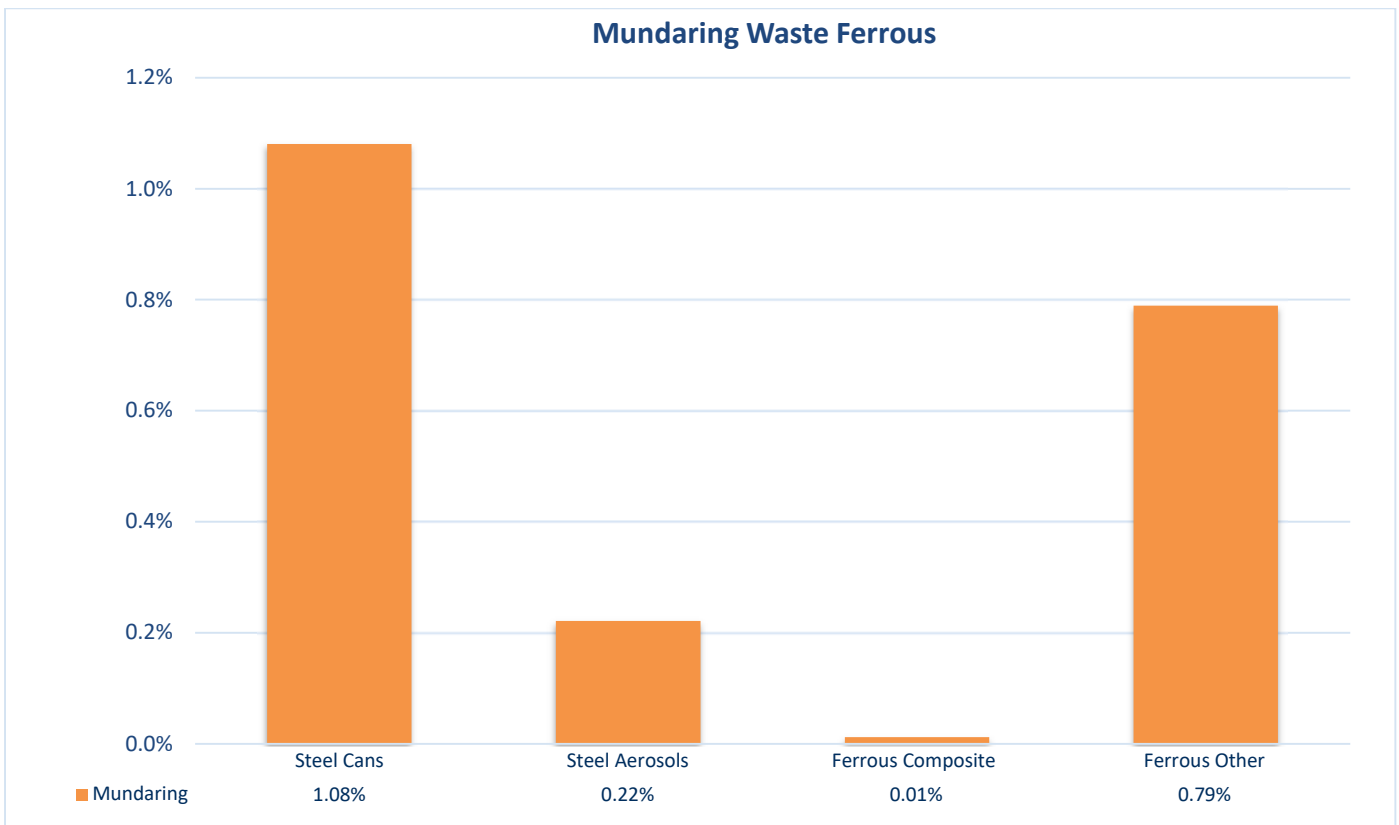


Figure 77 Mundaring Waste Ferrous

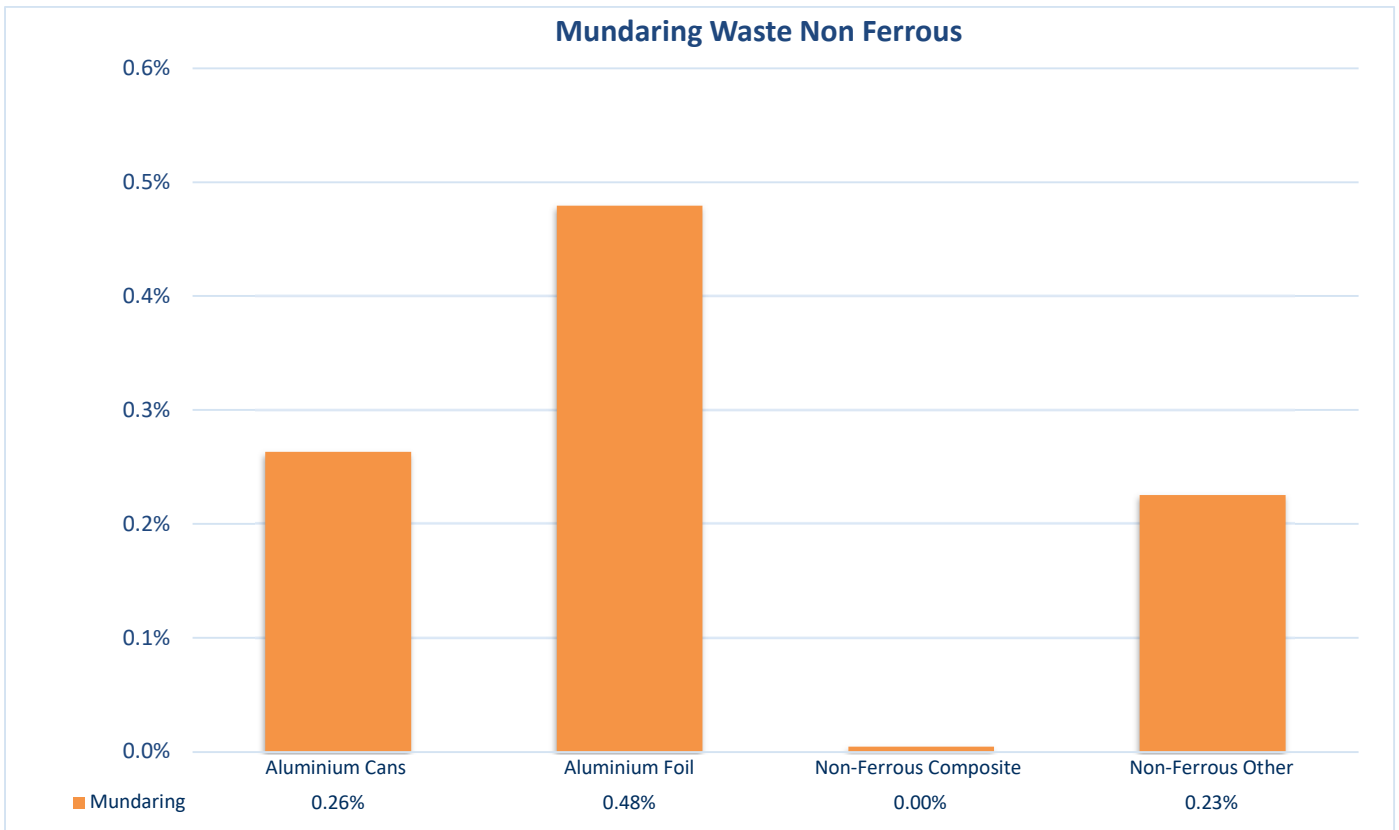


Figure 78 Mundaring Waste Non-Ferrous



Figure 79 Mundaring Waste Organic

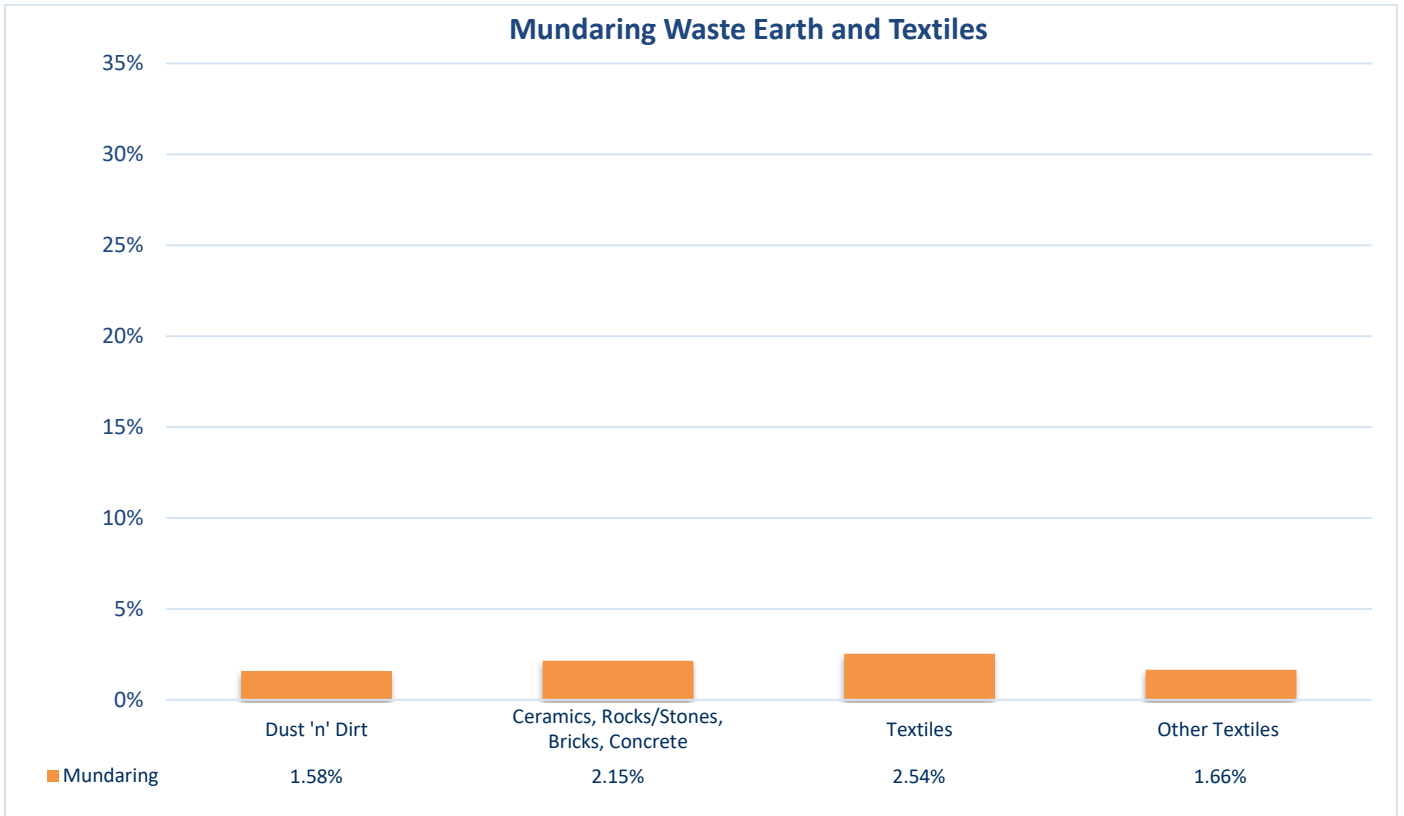


Figure 80 Mundaring Waste Earth and Textiles

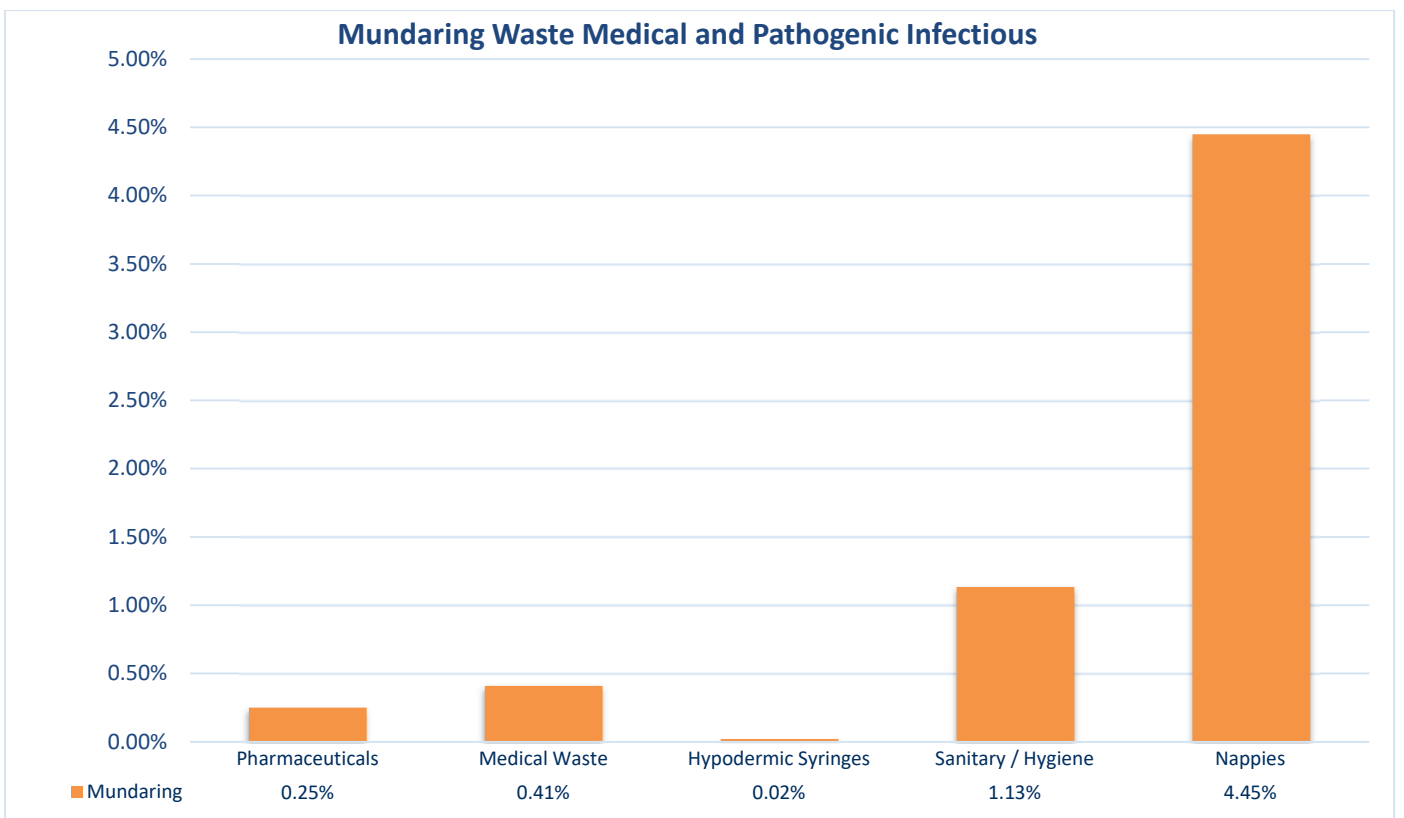


Figure 81 Mundaring Waste Medical and Pathogenic Infectious

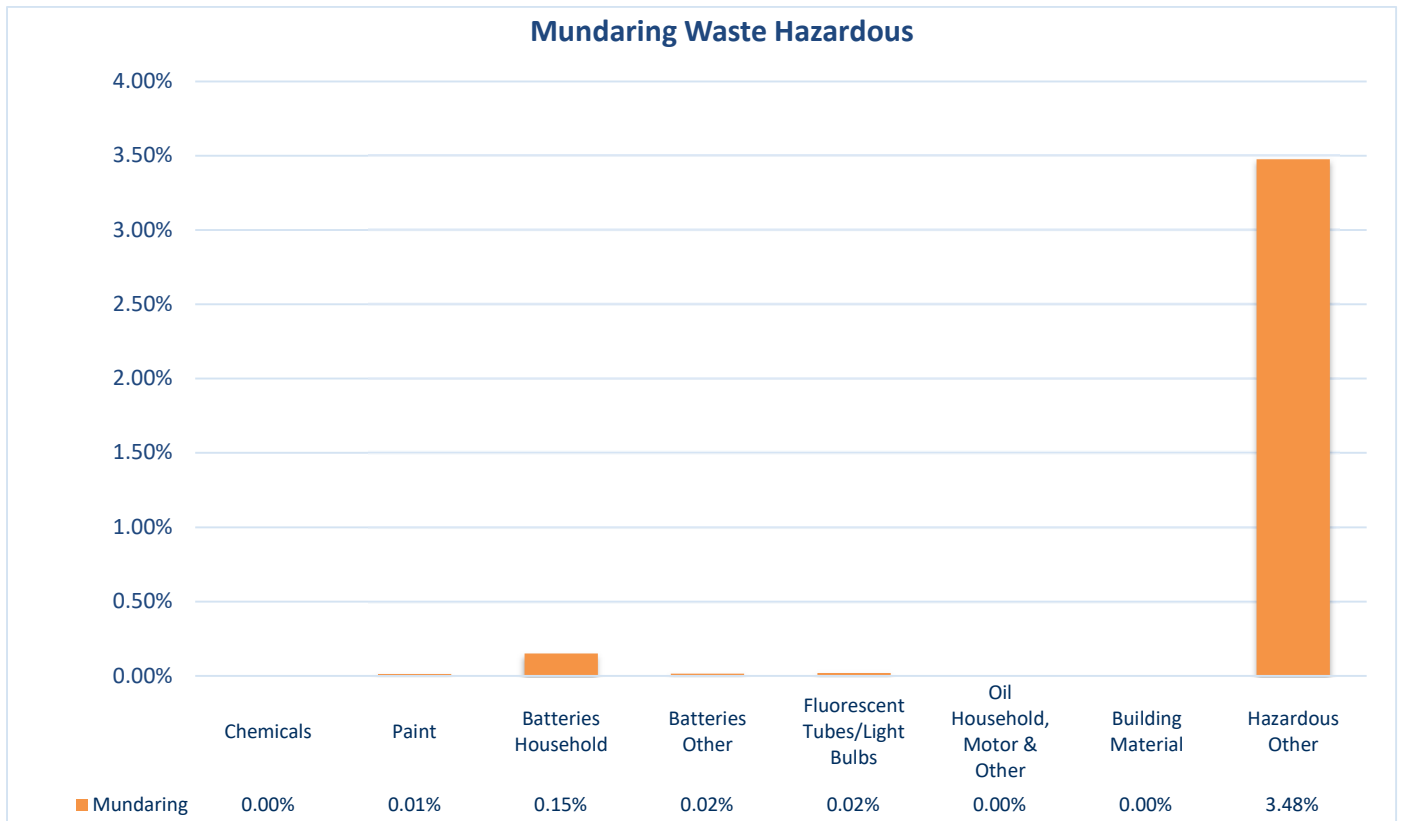


Figure 82 Mundaring Waste Hazardous

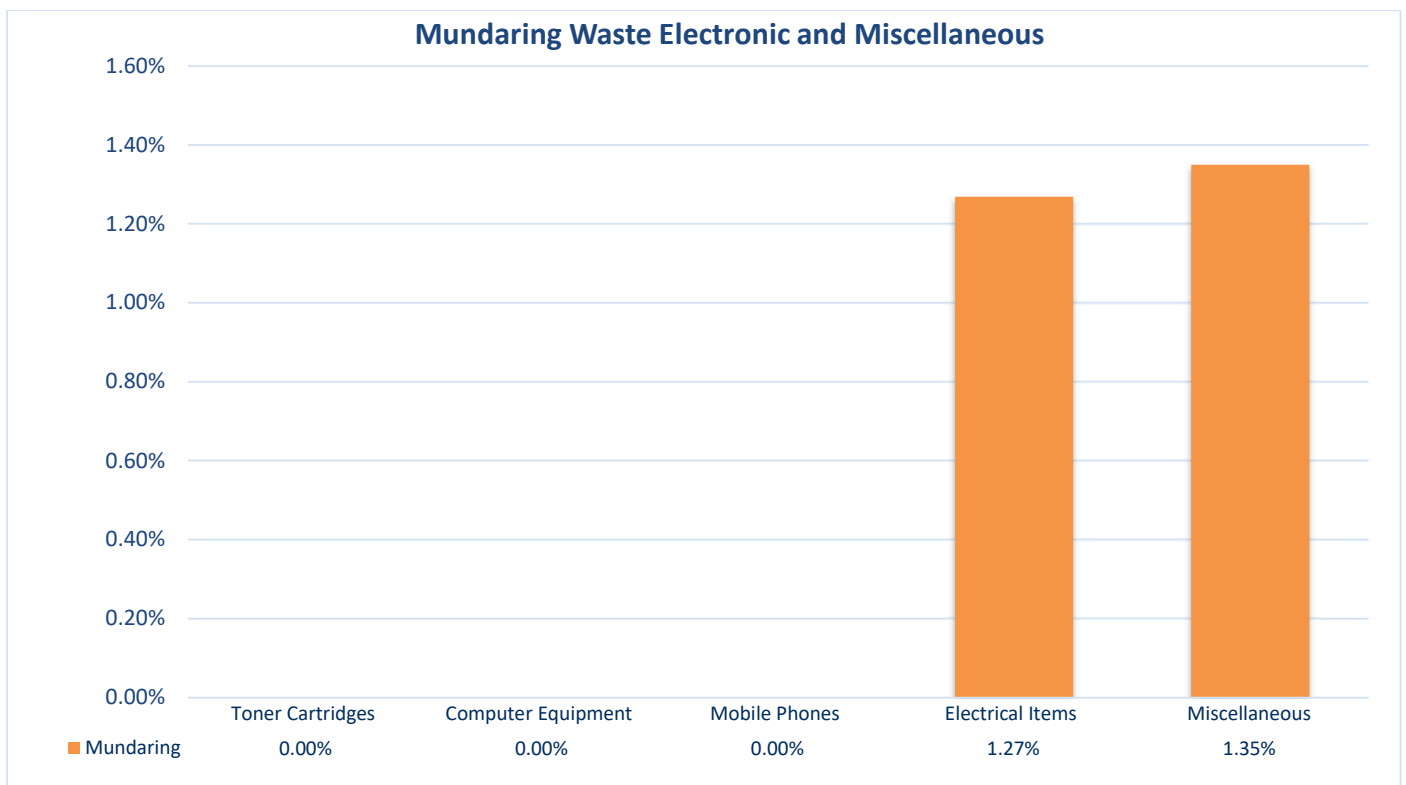


Figure 83 Mundaring Waste Electronic and Miscellaneous

Table 16 Mundaring Waste Summary Table

EMRC Waste Audit		
Mundaring		
Recyclables	Net Weight	Percentage of Weight
Paper	103.9 kg	8.72 %
Cardboard	31.7 kg	2.66 %
Plastics	126.8 kg	10.6 %
Glass	52.0 kg	4.36 %
Aluminium	11.6 kg	0.97 %
Steel	25.1 kg	2.10 %
Recyclables Total	351.1 kg	29.5 %
Non-Recyclables		
Organic	596.9 kg	50.1 %
Earth	44.4 kg	3.72 %
Textiles	50.0 kg	4.20 %
Medical	8.08 kg	0.68 %
Pathogenic Infectious	66.5 kg	5.58 %
Hazardous	43.8 kg	3.67 %
Other	15.1 kg	1.27 %
Miscellaneous	16.1 kg	1.35 %
Non-Recyclables Total	840.9 kg	70.5 %
Summary		
Total Recyclables	351.1 kg	29.5 %
Total Non-Recyclables	840.9 kg	70.5 %
	1,192.0 kg	100 %

7.7 Swan Waste Stream Comparison Graphs

The following graphs give a detailed representation of the comparisons in the Waste streams in Swan.

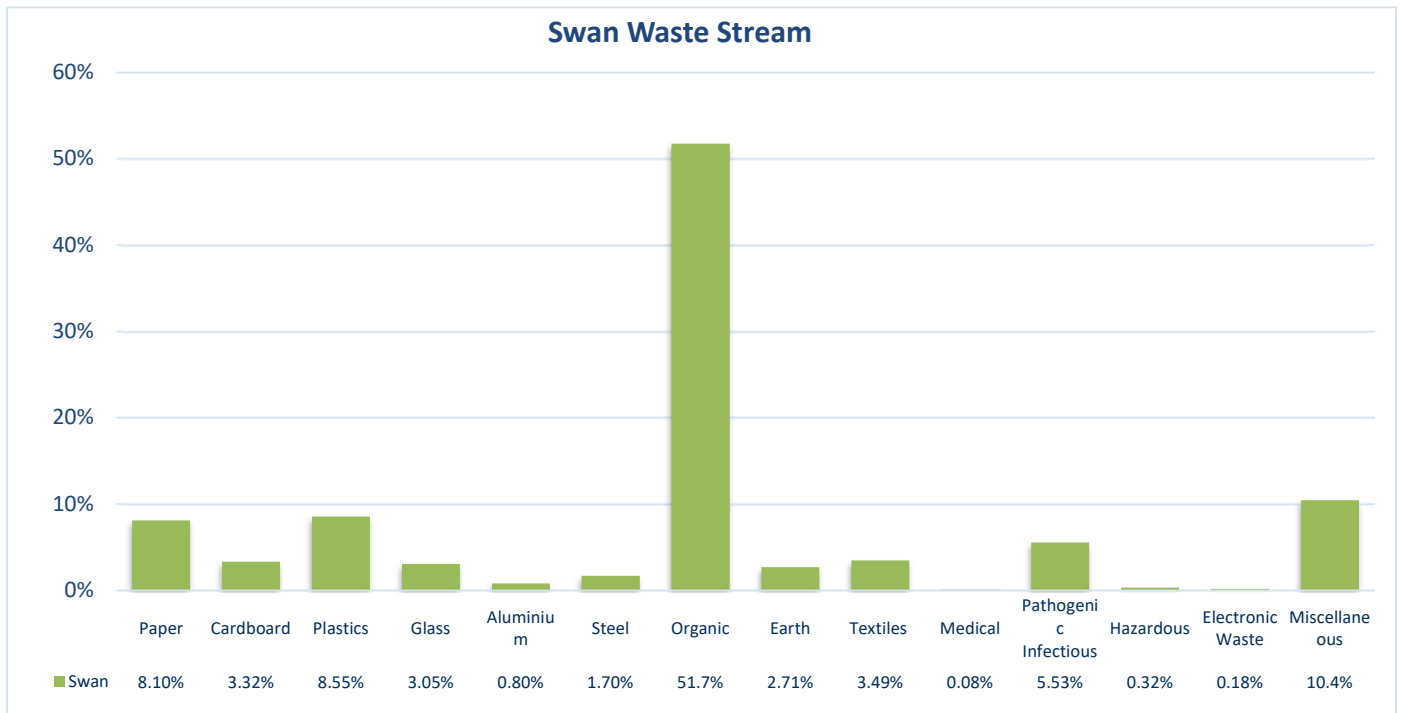


Figure 84 Swan Waste Stream

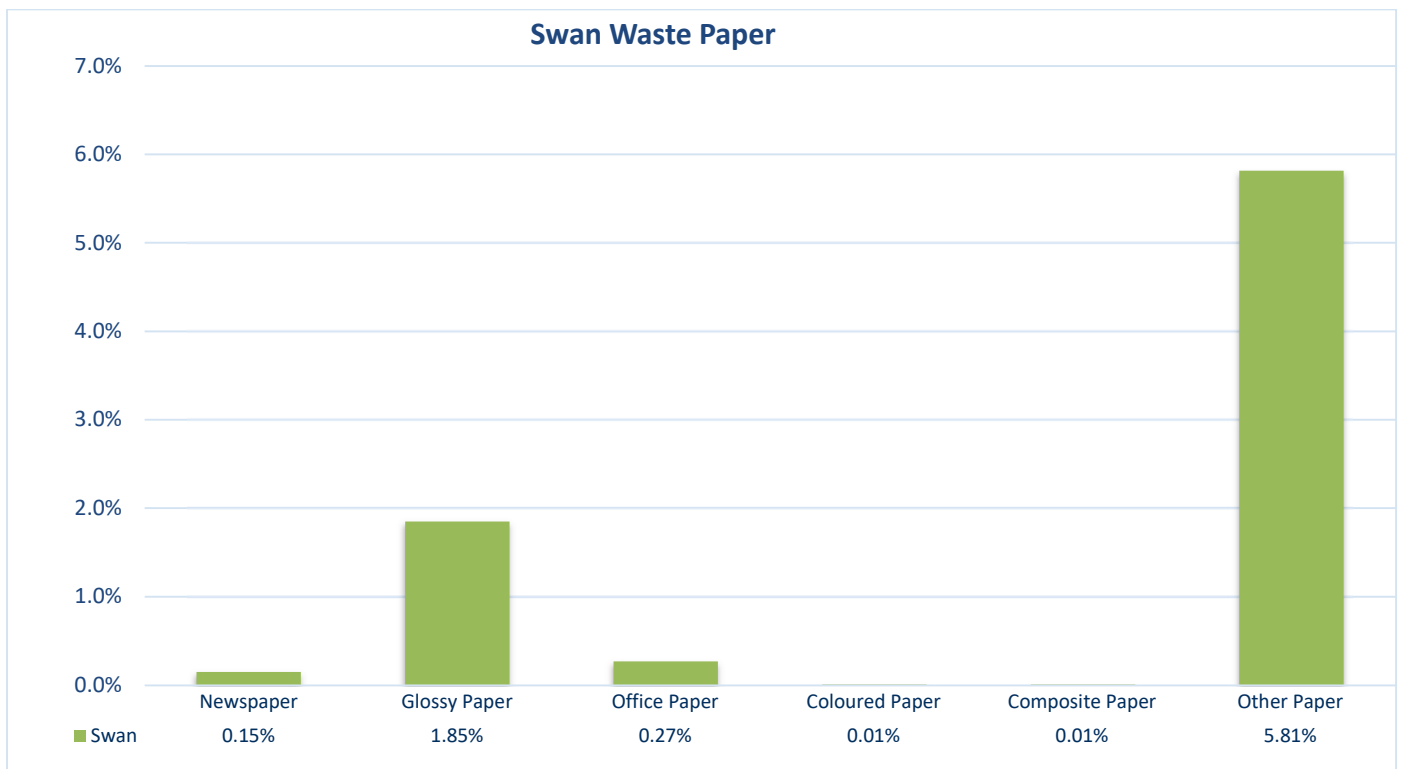


Figure 85 Swan Waste Paper

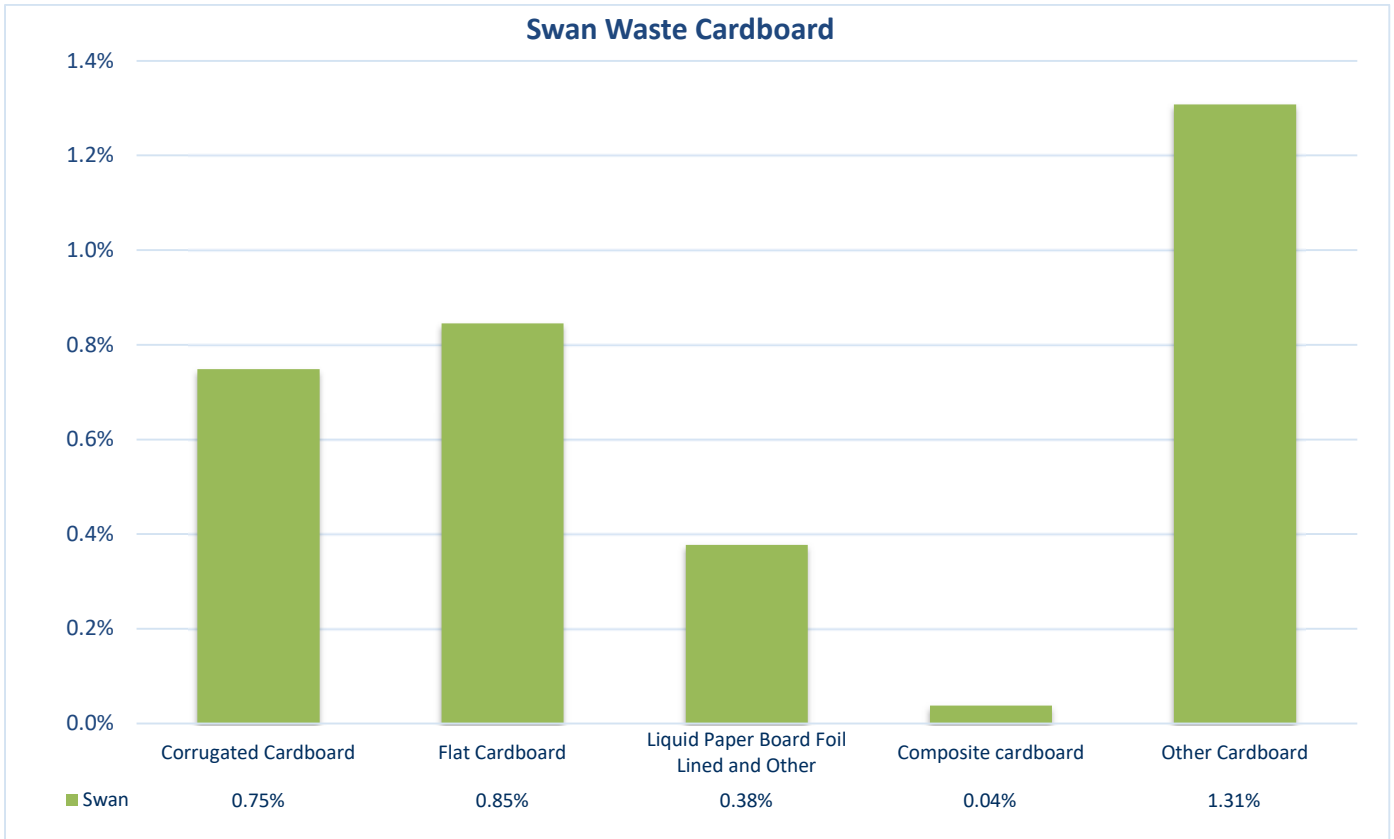


Figure 86 Swan Waste Cardboard

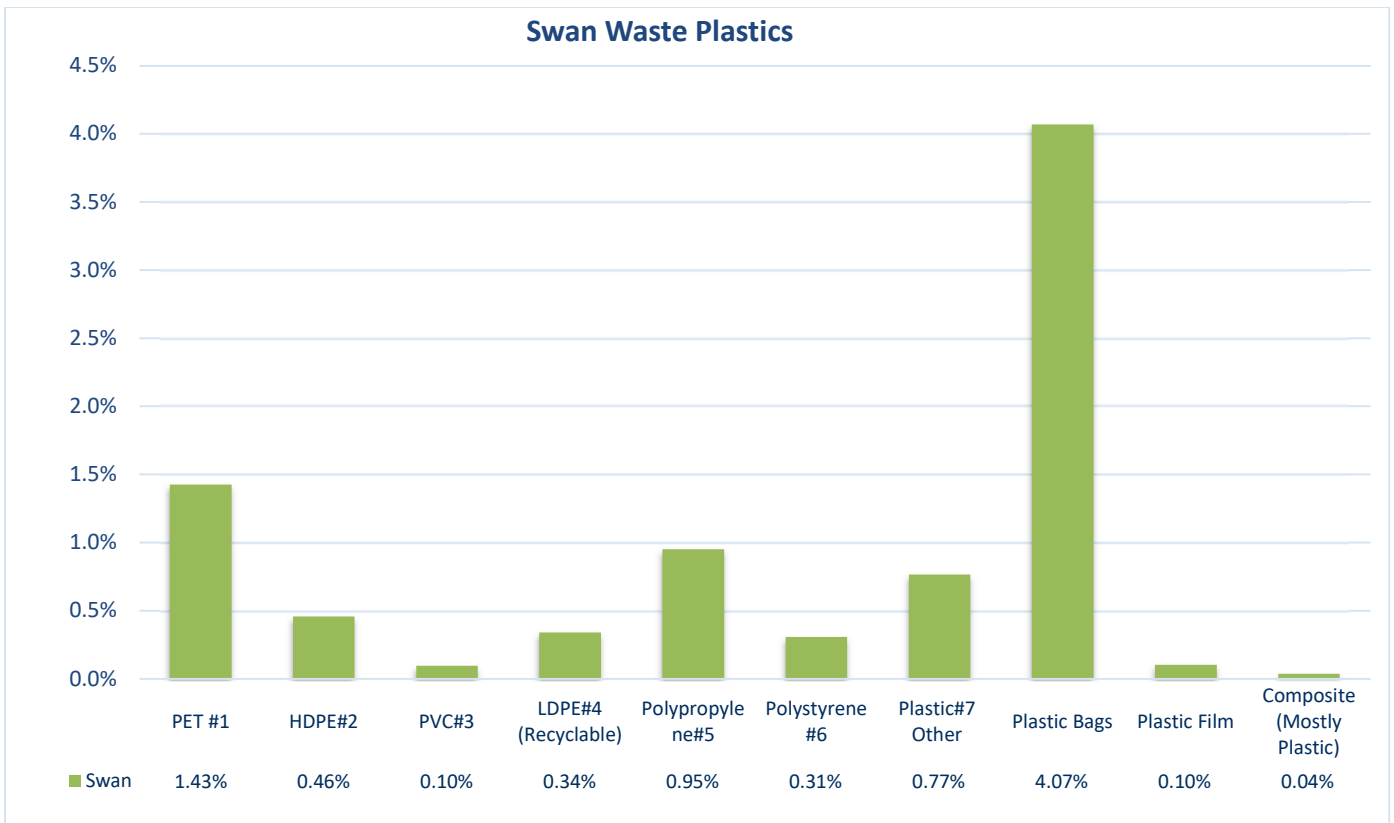


Figure 87 Swan Waste Plastics

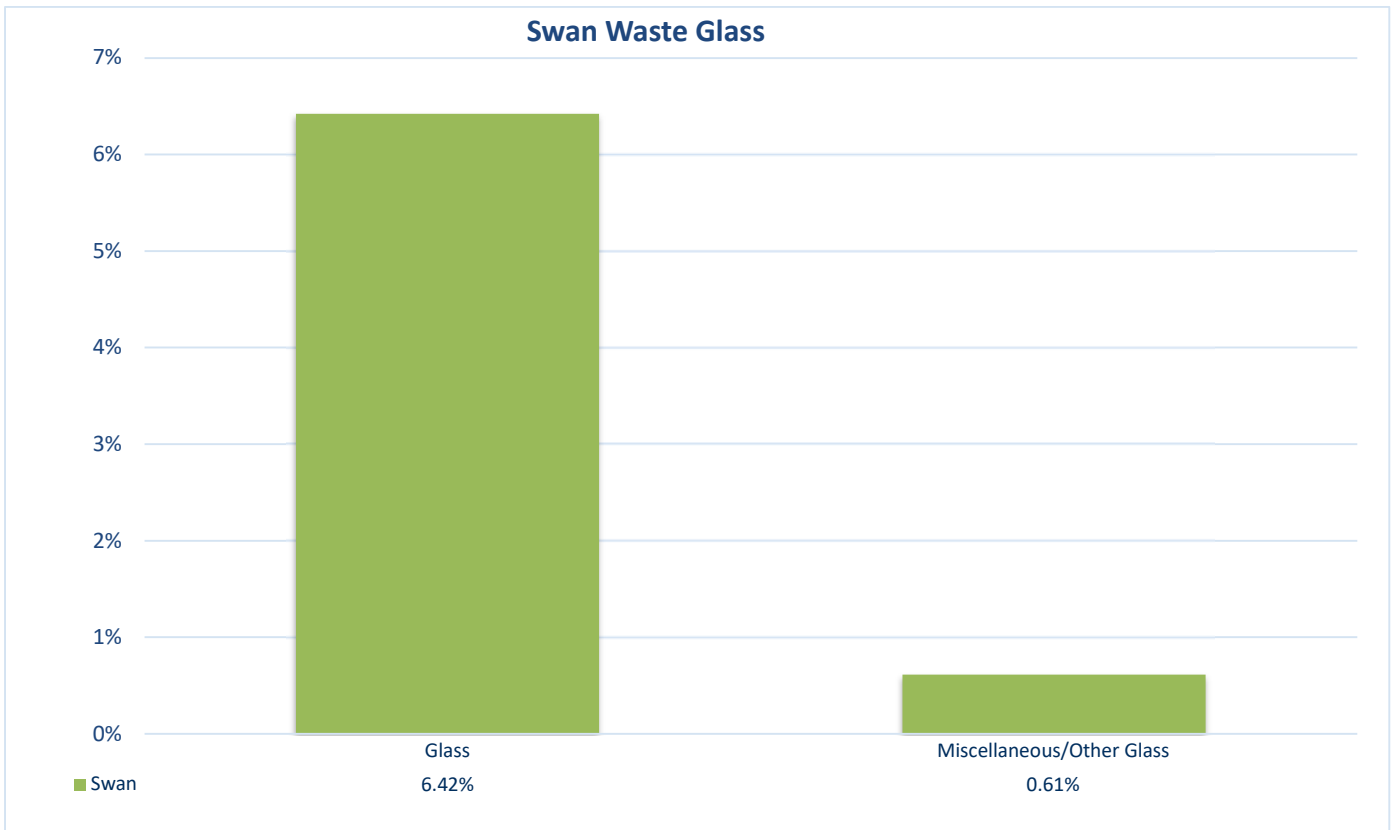


Figure 88 Swan Waste Glass

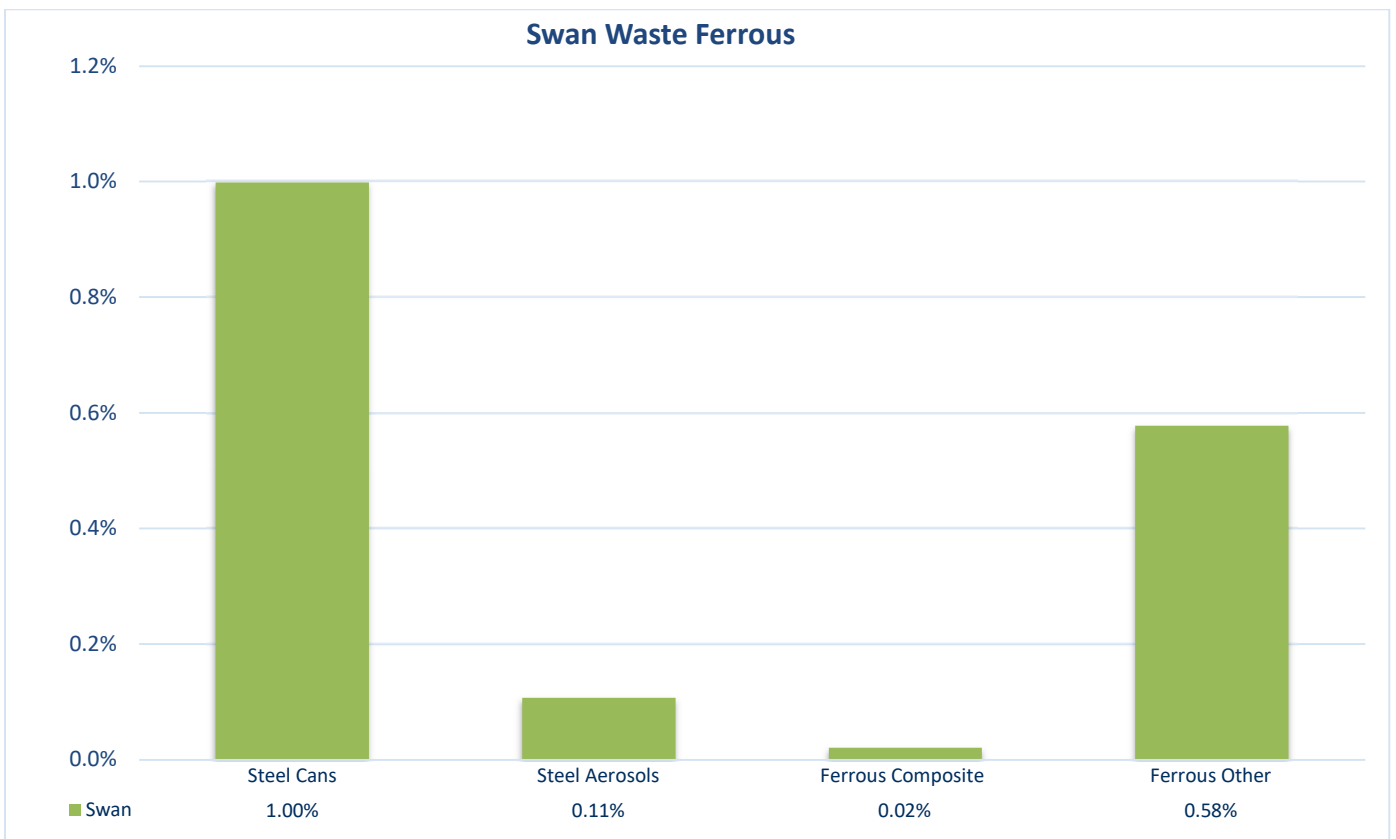


Figure 89 Swan Waste Ferrous

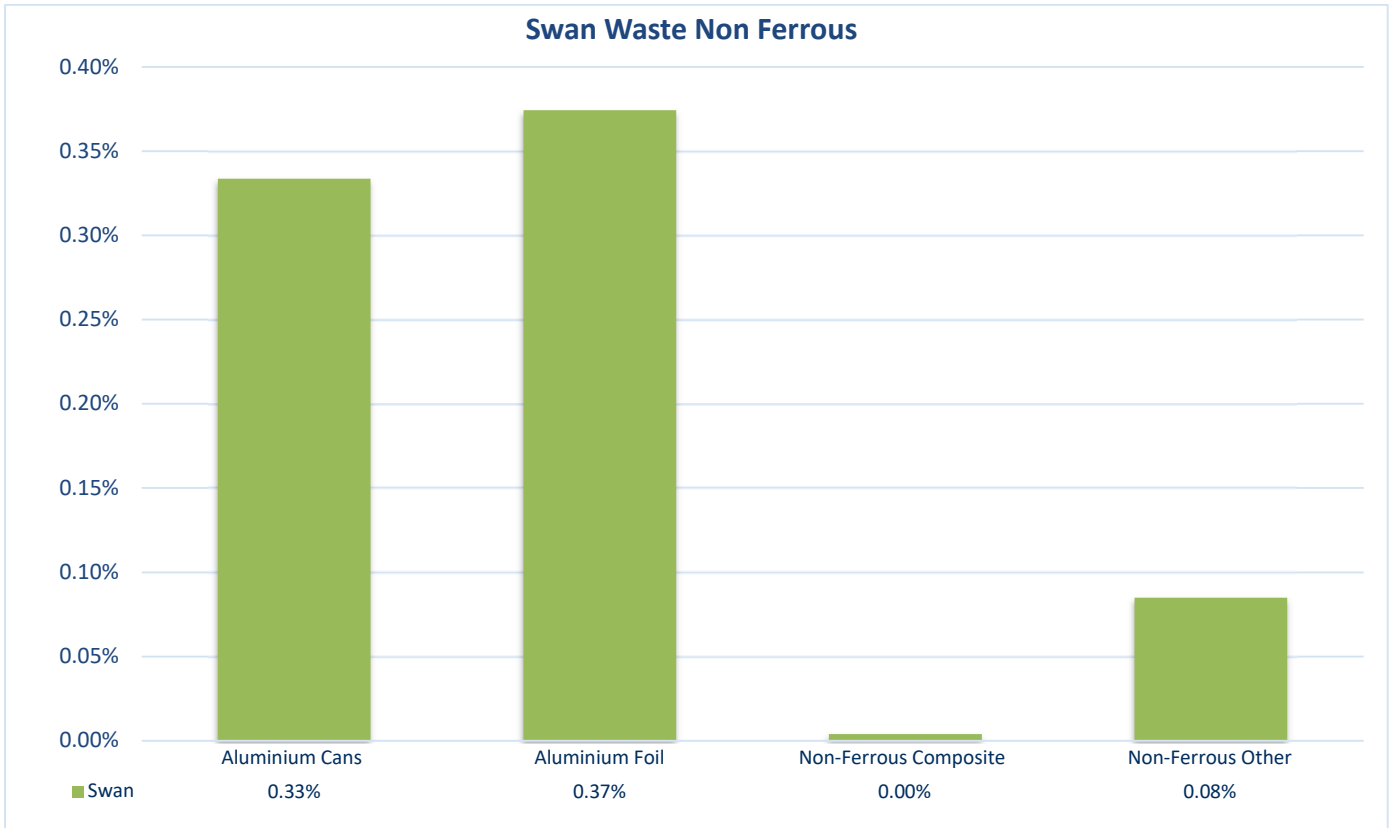


Figure 90 Swan Waste Non-Ferrous

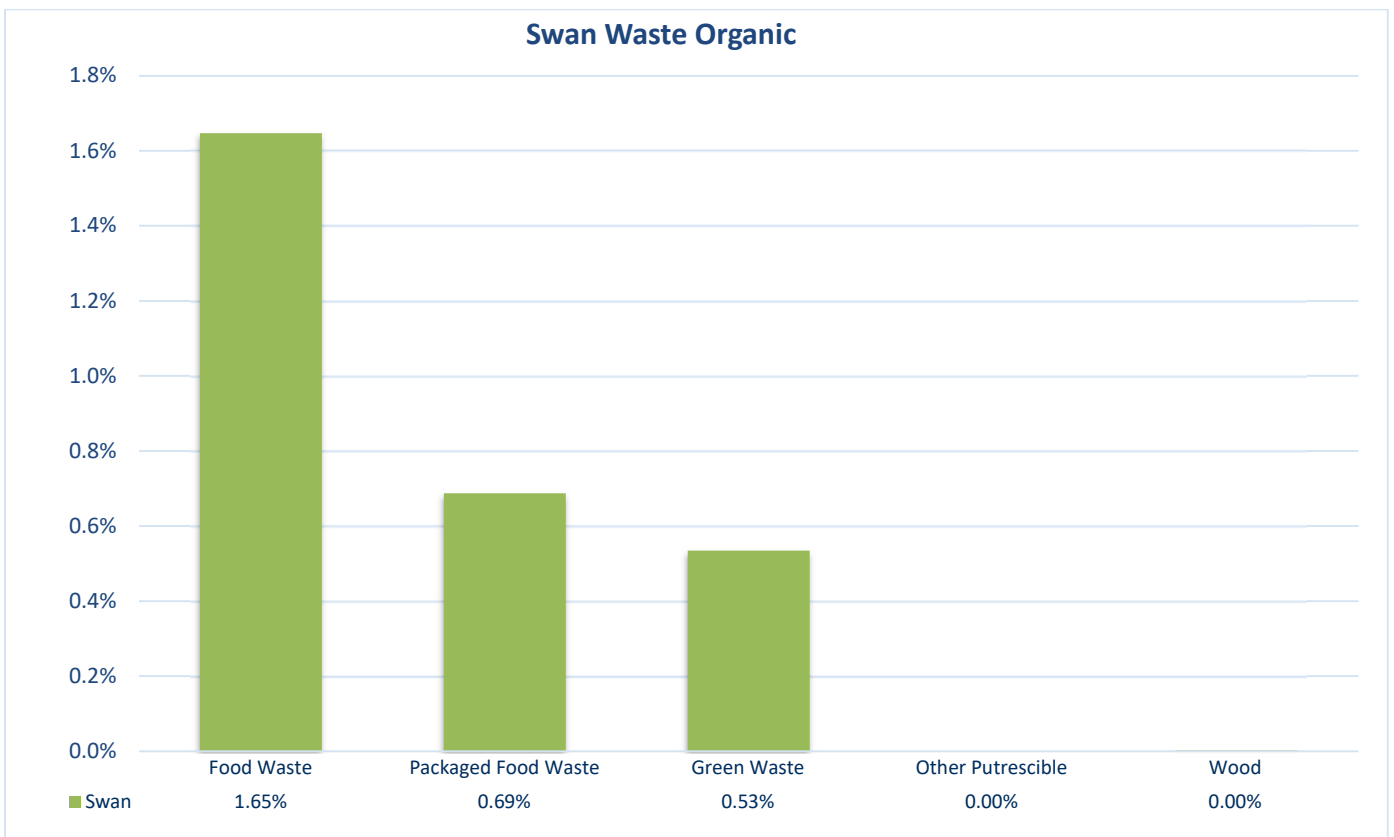


Figure 91 Swan Waste Organic

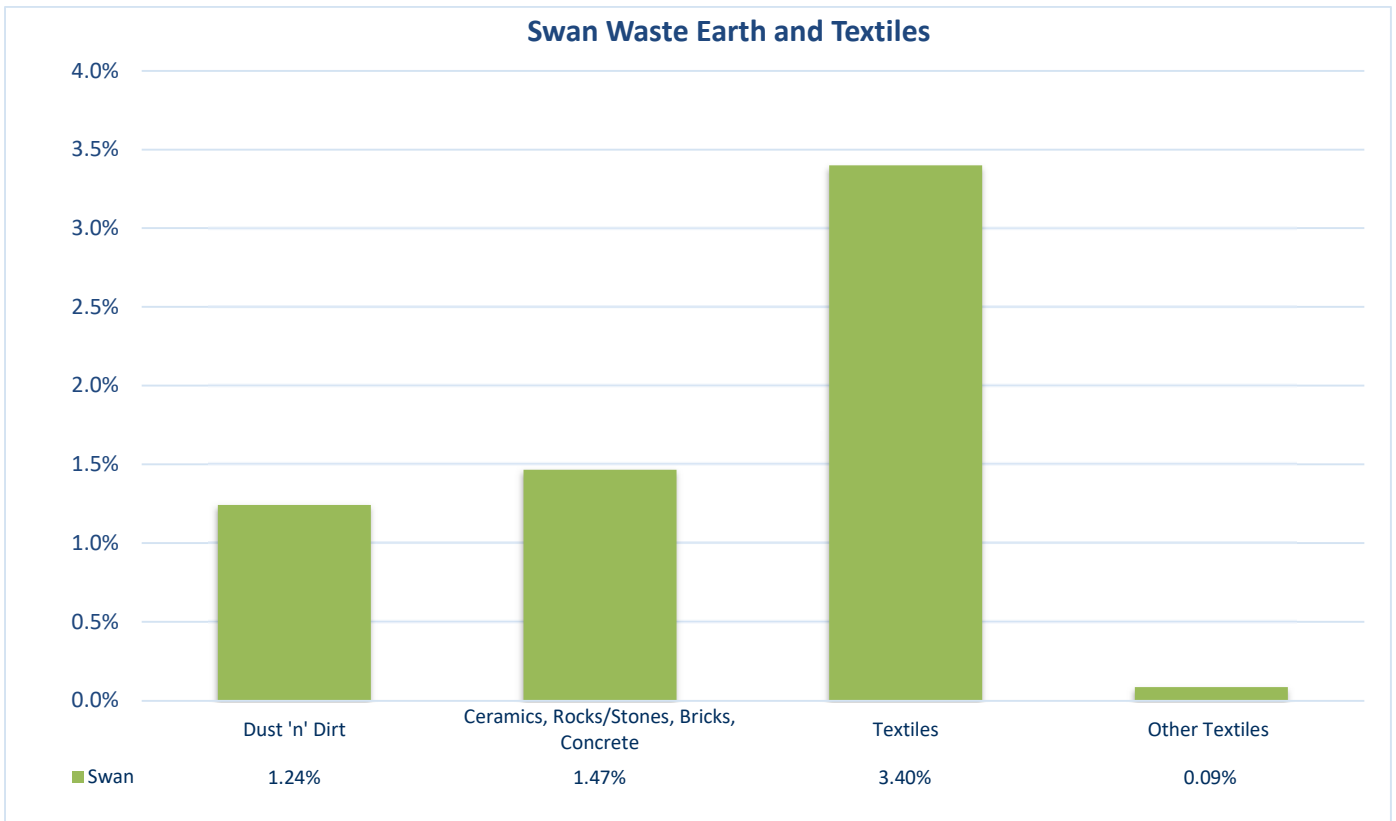


Figure 92 Swan Waste Earth and Textiles

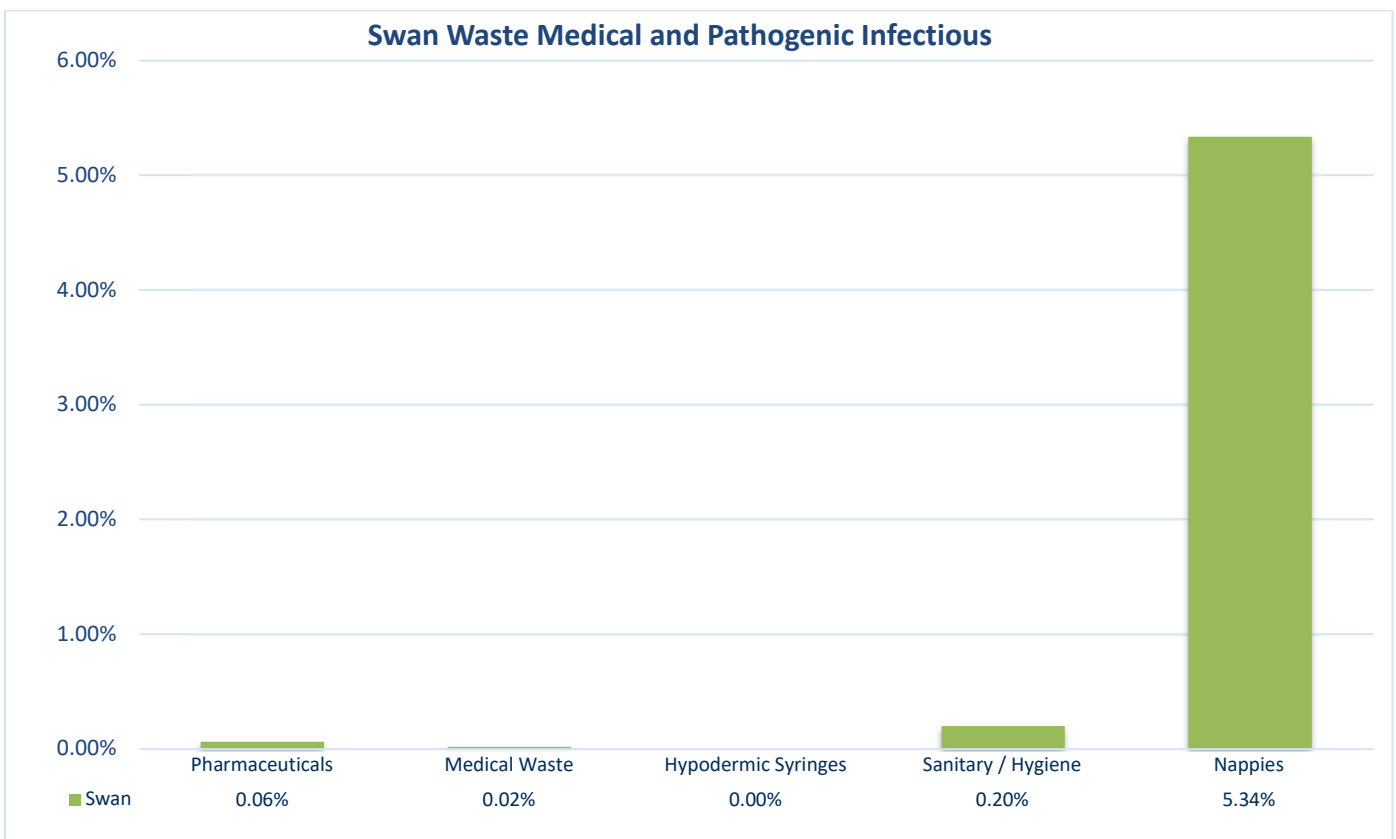


Figure 93 Swan Waste Medical and Pathogenic Infectious

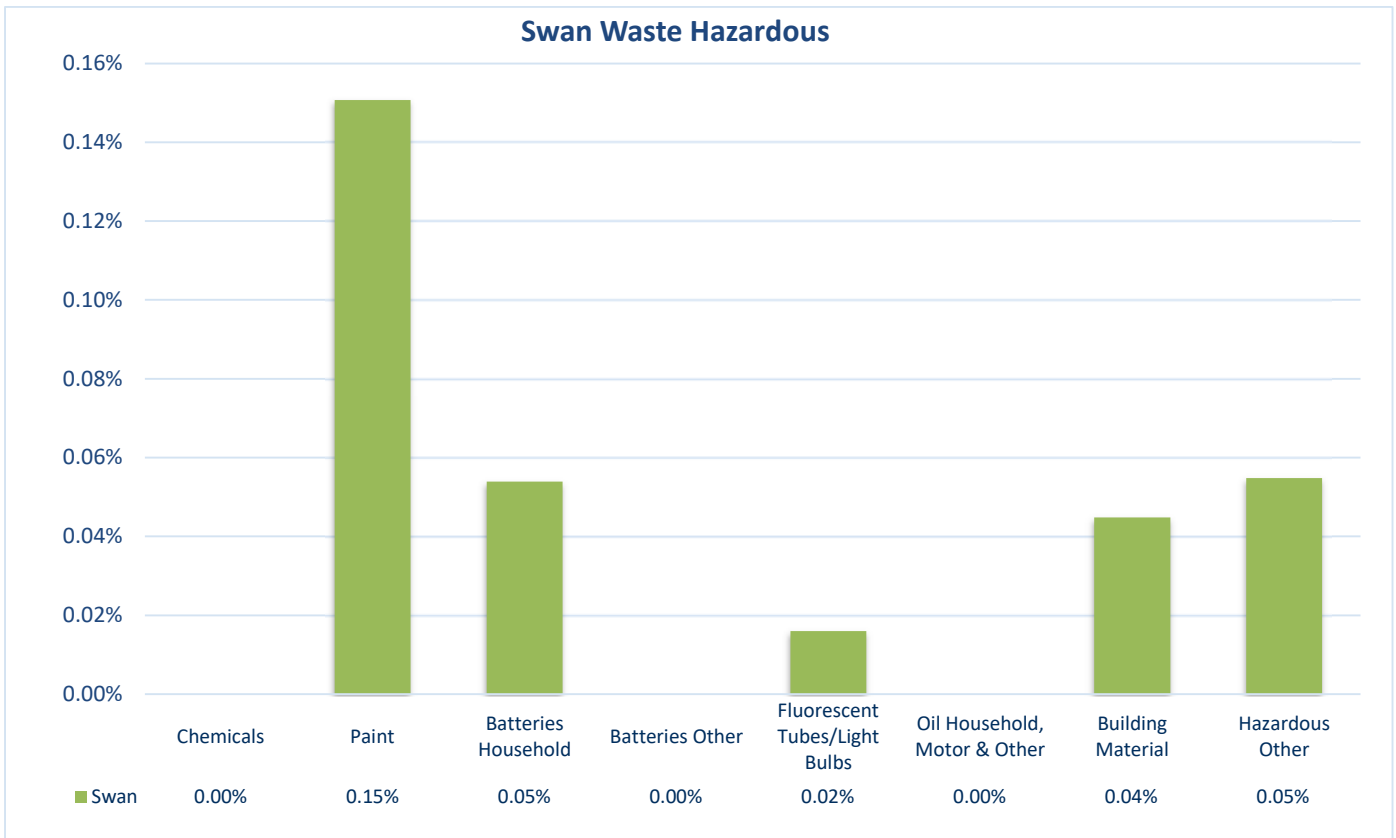


Figure 94 Swan Waste Hazardous

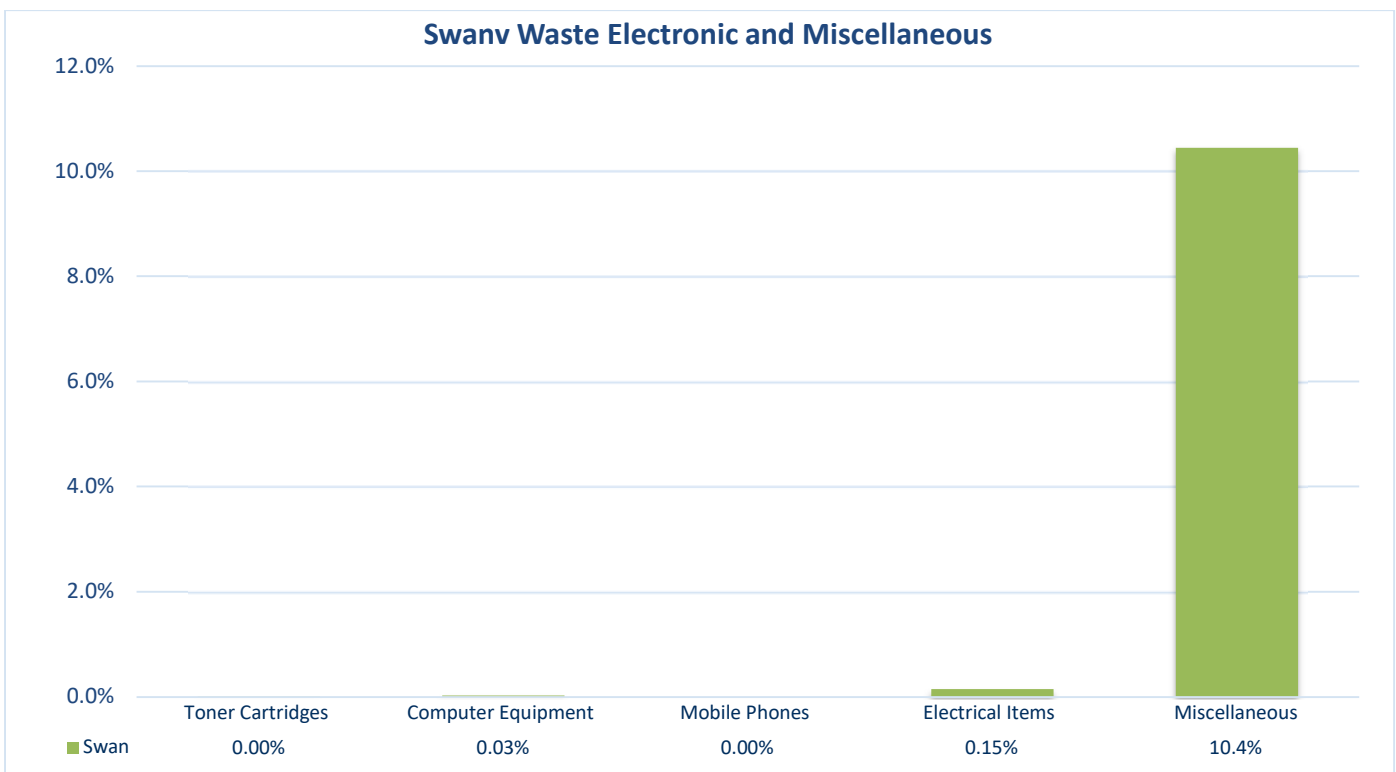


Figure 95 Swan Waste Electronic and Miscellaneous

Table 17 Swan Waste Summary Table

EMRC Waste Audit		
Recyclables	Swan	
	Net Weight	Percentage of Weight
Paper	148.1 kg	8.10%
Cardboard	60.7 kg	3.32%
Plastics	156.3 kg	8.55%
Glass	55.9 kg	3.05%
Aluminium	14.6 kg	0.80%
Steel	31.2 kg	1.70%
Recyclables Total	466.7 kg	25.5%
Non-Recyclables		
Organic	946.2 kg	51.7%
Earth	49.5 kg	2.71%
Textiles	63.7 kg	3.49%
Medical	1.43 kg	0.08%
Pathogenic Infectious	101.2 kg	5.53%
Hazardous	5.86 kg	0.32%
Electronic Waste	3.24 kg	0.18%
Miscellaneous	191.05 kg	10.4%
Non-Recyclables Total	1,362.3 kg	74.5%
Summary		
Total Recyclables	466.7 kg	25.5%
Total Non-Recyclables	1,362.3 kg	74.5%
	1,828.9 kg	100%

Appendix 2

Detailed Categories Tables

Table 18 EMRC All Councils Waste Detailed Table

EMRC Waste Audit Analysis		
Total All Councils		
Paper	Net Weight	Percentage of Weight
Newspaper	31.3 kg	0.36%
Glossy Paper	136.1 kg	1.56%
Office Paper	23.7 kg	0.27%
Coloured Paper	0.96 kg	0.01%
Composite Paper	4.99 kg	0.06%
Other Paper	532.0 kg	6.09%
Net Paper Weight:	729.1 kg	8.35%
Cardboard		
Corrugated Cardboard	65.9 kg	0.75%
Flat Cardboard	74.3 kg	0.85%
Liquid Paper Board Foil Lined an	28.8 kg	0.33%
Composite cardboard	1.49 kg	0.02%
Other Cardboard	111.8 kg	1.28%
Net Cardboard Weight:	282.3 kg	3.23%
Plastics		
PET #1	98.0 kg	1.12%
HDPE#2	40.4 kg	0.46%
PVC#3	19.6 kg	0.22%
LDPE#4 (Recyclable)	20.7 kg	0.24%
Polypropylene#5	84.8 kg	0.97%
Polystyrene #6	39.4 kg	0.45%
Plastic#7 Other	80.9 kg	0.93%
Plastic Bags	380.8 kg	4.36%
Plastic Film	8.02 kg	0.09%
Composite (Mostly Plastic)	3.10 kg	0.04%
Net Plastic Weight:	775.8 kg	8.88%
Glass		
Glass	234.5 kg	2.69%
Miscellaneous/Other Glass	81.0 kg	0.93%
Net Glass Weight:	315.5 kg	3.61%
Ferrous		
Steel Cans	70.3 kg	0.81%
Steel Aerosols	10.6 kg	0.12%
Ferrous Composite	0.8 kg	0.01%
Ferrous Other	90.8 kg	1.04%
Net Ferrous Weight:	172.5 kg	1.98%
Non Ferrous		
Aluminium Cans	27.9 kg	0.32%
Aluminium Foil	40.6 kg	0.47%
Non-Ferrous Composite	0.46 kg	0.01%
Non-Ferrous Other	15.4 kg	0.18%
Net Non-Ferrous Weight:	84.4 kg	0.97%

Organic	Net Weight	Percentage of Weight
Food Waste	1,557.2 kg	17.8%
Packaged Food Waste	934.5 kg	10.7%
Green Waste	2160.2 kg	24.7%
Other Putrescible	83.9 kg	0.96%
Wood	75.0 kg	0.86%
Net Organic Weight:	4,810.9 kg	55.1%
Textiles		
Textiles Natural	237.4 kg	2.72%
Other Textiles	109.6 kg	1.26%
Net Textiles Weight:	347.0 kg	3.97%
Earth		
Dust 'n' Dirt	134.6 kg	1.54%
Ceramics, Rocks/Stones, Bricks, Concr	203.8 kg	2.33%
Net Earth Weight:	338.4 kg	3.88%
Medical		
Pharmaceuticals	10.5 kg	0.12%
Medical Waste	9.29 kg	0.11%
Hypodermic Syringes	0.69 kg	0.01%
Net Medical Weight:	20.5 kg	0.23%
Pathogenic Infectious		
Sanitary / Hygiene	47.2 kg	0.54%
Nappies	362.2 kg	4.15%
Net Pathogenic Infectious Weight:	409.5 kg	4.69%
Hazardous		
Chemicals	0.10 kg	0.00%
Paint	2.99 kg	0.03%
Batteries Household	6.22 kg	0.07%
Batteries Other	0.19 kg	0.00%
Fluorescent Tubes/Light Bulbs	1.52 kg	0.02%
Oil Household, Motor & Other	5.51 kg	0.06%
Building Material	3.00 kg	0.03%
Hazardous Other	72.1 kg	0.83%
Net Hazardous Weight:	91.6 kg	1.05%
Electronic Waste		
Toner Cartridges	0.12 kg	0.00%
Computer Equipment	4.78 kg	0.05%
Mobile Phones	0.04 kg	0.00%
Electrical Items	60.1 kg	0.69%
Net Other Weight:	65.0 kg	0.74%
Miscellaneous		
Miscellaneous	289.9 kg	3.32%
Net Miscellaneous Weight:	289.9 kg	3.32%

Appendix 3

Category Descriptors

Table 19 Category Descriptors

Recyclable Components		
Paper	Newspaper	Newspapers, Newspaper like pamphlets,
	Glossy Paper	magazines (glossy) pamphlets, present wrapping paper,
	Office Paper	A4 document paper, writing pads, letters, stationery papers
	Coloured Paper	Coloured Paper
	Composite Paper	Composite paper items where the weight of the paper is estimated to be greater the weight of the other materials, envelopes
	Other Paper	Non-Recyclable Paper, greaseproof paper, paper with a wax coating, high wet strength papers, telephone books Paper towel, Paper Napkins, Contaminated Paper
Cardboard	Corrugated Cardboard	Corrugated cardboard boxes,
	Packaged Flat Cardboard	packing boxes etc., cereal boxes, business cards, folding cartons
	Liquid Paper Board Foil Lined and Other	UHT / Long life milk, Soy Milk Cartons, some fruit juice cartons, Carbon barriers, Milk Cartons, Cardboard with a wax coating,
	Composite cardboard	Composite cardboard items where the weight of the cardboard is estimated to be greater the weight of the other materials, e.g. pringle boxes etc.,
	Other Cardboard	Non-Recyclable Cardboard, Contaminated Cardboard, e.g. pizza boxes
Plastics	PET #1	Soft drink bottles, juice bottles, some food & mouthwash containers (e.g. jam & sauce bottles, peanut butter jars) including coloured PET
	HDPE#2	Milk and cream bottles, shampoo and cleaner bottles, HDPE bottles, including coloured HDPE
	PVC#3	Cordial and juice bottles, blister packs, plumbing pipes and fittings, PVC labels
	LDPE#4	Ice cream container lids, cream bottle lids, squeeze bottles, lids, builder's black plastic, black mulch film, plant nursery bags
	Polypropylene#5	Ice cream containers, drinking straws, pot plant pots, some bottle caps, plastic garden settings, potato crisp bags, compost bins
	Polystyrene #6	Yoghurt / sour cream containers, hot drink cups, take away containers, plastic cutlery, video/CD boxes, packaging foam, any foam
	Plastic#7 Other	Tupperware, Mixed unidentifiable plastics, all other resins and multi-blend plastic materials
	Plastic Bags	Plastics Shopping Bags, Plastic Produce/Food Bags, Resealable Plastic Bags, Bin liners, Garbage bin liners, Compostable Plastics Bags
	Plastic Film	Cling film
	Composite (Mostly Plastic)	Composite plastic items where the weight of the plastic is estimated to be greater than the other material items
Glass	Glass	Beer bottles, wine bottles, food and sauce jars, not broken glass
	Miscellaneous/Other Glass	Plate glass (window and windscreen), broken light globes glass, glass particles, Black or ceramic lined glass, Including broken glass that is recyclable more than 50mm in size
Ferrous	Steel Cans	Food cans, pet food cans, tins, empty paint tins,
	Steel Aerosols	Aerosol cans
	Composite Ferrous (Mostly Ferrous)	Composite ferrous items where the weight of the metal is estimated to be greater than the other material items
	Ferrous Other	Beer bottle tops, 100% ferrous items that are not cans/tins/ packaging materials
Non Ferrous	Aluminium Cans	Beer and soft drink cans,
	Aluminium Foil	clean foil
	Composite Non-Ferrous (Mostly Non-Ferrous)	Composite non-ferrous metal items where the weight of the metal is estimated to be greater than the other material items
	Non-Ferrous Other	Aluminium aerosol cans Copper/brass/ bronze items, other metals (not ferrous / aluminium), Aluminium tamper proof seals

Contaminants/Non-Recyclable Components		
Food Organic	Food Waste	Vegetable scraps, meat scraps, animal food, leftover food, Food particles, Bones
	Packaged Food Waste	(Liquid containers - quarter full or more) and (Food Waste in containers or bags)
Green Organic	Green Waste	Grass clippings, tree trimmings/pruning's, flowers, tree wood
Other Organics	Other Putrescible	Animal excrement, mixed compostable items
	Wood/Timber	Milled wood/timber, wooden skewers
Textiles	Textiles	(Natural/Synthetic - Apparel/Bedding etc.), (Leather and Rubber)
	Other Textiles	Shoes, handbags, millinery etc
Earth	Soil/Dust 'n' Dirt and Inert and Broken Glass, Ash/Coal	Vacuum bag contents, soil, rocks, dirt, grit, mud, Broken Glass less than 50mm in size
	Ceramics, Rocks/Stones, Bricks, Concrete	Bricks and stones, Cups, bowls, pottery items, concrete
Medical	Pharmaceuticals	Unused prescription medicine, vitamins and Minerals
	Medical Waste	Band aids, Bandages, Used surgical gloves, Surgical Instruments, Medical aids/kits, Medical devices and radioactive materials, any solid waste generated from diagnosis, treatment of humans or animals, /Medical Other
	Hypodermic Syringes	Hypodermic Syringes, Epi Pens
Pathogenic Infectious	Sanitary / Hygiene	used tissues (items with any bodily fluids), tampons/pads, cotton buds)
	Nappies	Adult and Child disposable nappies
Hazardous	Chemicals	Bleach, Shampoo, Cleaning Products, (where the weight of the product is estimated to be greater than the weight of the container)
	Paint	Wet/Dry Paint
	Batteries Household	Batteries (Single Use and Rechargeable), Mobile phone battery
	Batteries Other	Vehicle Batteries, e.g. Car/Boat, Industrial batteries, e.g. Power Supply (UPS)
	Fluorescent Tubes/Light Bulbs	
	Oil Household, Motor & Other	
	Building Material	
	Hazardous Other	Uncategorized hazardous waste
Electronic Waste	Toner Cartridges	Toner Cartridges
	Computer Equipment	Computer Components, Peripheral Devices/Computer Printer or Photocopier/Printer
	Mobile Phones	Mobile phones
	Electrical Items	Electrical Products
Miscellaneous	Miscellaneous (Specify)	Any items not applicable to other categories



11.2 EXPRESSION OF INTEREST – EOI2019-007 EMRC FOOD ORGANICS, GARDEN ORGANICS (FOGO) PROCESSING

REFERENCE: D2020/00713 (WAC) – D2020/02381

PURPOSE OF REPORT

The purpose of this report is to advise Council on the outcomes of the Expression of Interest (EOI) process for the Food Organics and Garden Organics (FOGO) Processing Facility.

KEY POINTS AND RECOMMENDATION(S)

- The call for Expressions of Interest was advertised on 7 December 2019 and closed on 7 January 2020.
- Eleven (11) submissions were received by the closing time.
- One of the submissions was non-compliant.
- The Evaluation Committee has completed the assessment of the submissions against the selection criteria.

Recommendation(s)

That:

1. The following respondents to the Expression of Interest 2019-007 are listed as Acceptable Tenderers:
 - a. Barpa Pty Ltd;
 - b. Hitachi Zosen Inova Australia Pty Ltd;
 - c. Pindan Contracting Pty Ltd;
 - d. Sacyr Environment Australia Pty Ltd; and
 - e. Veolia Environmental Services (Australia) Pty Ltd.
2. The following respondents to the Expression of Interest 2019-007 are not listed as Acceptable Tenderers:
 - a. Aurigen Group
 - b. Biogass Renewables Pty Ltd;
 - c. Cleanaway Pty Ltd;
 - d. FOCUS Enviro (EMER Pty Ltd);
 - e. Re.Group Pty Ltd; and
 - f. Skala Australasia Pty Ltd.
3. The respondents to Expression of Interest 2019-007 be advised of the outcome of the assessment.
4. The attachment remain confidential and be certified by the Chairman and CEO.

SOURCE OF REPORT

Chief Project Officer



Item 11.2 continued

BACKGROUND

At its 21 March 2019 meeting of Council, it was resolved (D2019/05266):

“THAT:

1. *THE EMRC BEGIN THE PROCESS OF DEVELOPING A LONG-TERM FOOD ORGANIC & GARDEN ORGANIC (FOGO) STRATEGY INCLUDING, IF REQUIRED, SEEKING EXPRESSIONS OF INTEREST FOR THE APPROPRIATE TECHNOLOGY TO IMPLEMENT LONG-TERM FOGO PROCESSING SOLUTIONS TO CATER FOR ALL MEMBER COUNCIL WASTE STREAMS.*
2. *IN THE INTERIM, THE EMRC PROCEEDS WITH THE PROCUREMENT PROCESS AND LICENCE APPROVAL FOR THE ADDITION OF A TRIAL MOBILE AERATOR FLOOR (MAF) COMPOSTING SYSTEM FOR THE PROCESSING OF UP TO 10,000 TPA OF FOGO WASTE AT THE RED HILL WASTE MANAGEMENT FACILITY.*
3. *APPROVES THE EXPENDITURE OF UP TO \$400,000 EX GST FOR THE PURCHASE AND INSTALLATION OF A SUITABLE MAF SYSTEM, INCLUDING HARDSTAND INSTALLATION AND THAT THE FUNDS BE ALLOCATED FROM THE SECONDARY WASTE RESERVE.*
4. *NOTES THAT INTERIM ARRANGEMENTS ARE AVAILABLE WITH SEVERAL THIRD PARTY PROCESSORS OF FOGO WASTE IF THE INSTALLATION OF A PROCESSING FACILITY OR THE LICENCE APPROVAL IS DELAYED FOR WHATEVER REASON BEYOND PLANNED START DATES FOR FOGO COLLECTIONS BY MEMBER COUNCILS.*
5. *ADVISE THE TOWN OF BASSENDEAN AND THE CITY OF BAYSWATER OF THE COUNCIL RESOLUTION AND AUTHORISE THE CEO TO ENTER INTO NEGOTIATIONS WITH THESE MEMBER COUNCILS FOR A SUITABLE PROCESSING ARRANGEMENT.*
6. *SEEK FUNDING SUPPORT FROM THE WASTE AUTHORITY FOR THE FOGO TRIAL AT THE RED HILL WASTE MANAGEMENT FACILITY.*
7. *THAT THE EMRC EXPLORE ALL MARKETING OPPORTUNITIES FOR THE COMPOST PRODUCT DURING THE FOGO TRIAL PERIOD.”*

At its 19 September 2019 meeting, it was resolved as follows:

“THAT COUNCIL:

1. *NOTES THE DRAFT FOOD ORGANICS AND GARDEN ORGANICS (FOGO) WASTE STRATEGY.*
2. *ENDORSES THE PROPOSED OUTCOME OF HAVING A LONG TERM OR PERMANENT FOGO TREATMENT FACILITY FOR THE REGION OPERATING BY JULY 2022.*
3. *REQUESTS THAT THE DRAFT FOGO WASTE STRATEGY BE FURTHER DEVELOPED IN CONSULTATION WITH MEMBER COUNCIL STAFF AND BE PRESENTED TO COUNCIL FOR ENDORSEMENT.*
4. *BY ABSOLUTE MAJORITY IN ACCORDANCE WITH SECTION 6.8(1)(B) OF THE LOCAL GOVERNMENT ACT 1995, AUTHORISES AN ALLOCATED BUDGET OF \$500,000 TO BE UTILISED FROM THE SECONDARY WASTE RESERVE TO IMPLEMENT ELEMENTS OF THE FOGO STRATEGY, INCLUDING BUT NOT NECESSARILY LIMITED, TO PRELIMINARY WORK SUCH AS VARIOUS MODELLING AND TENDER PREPARATIONS.”*



11.2 continued

REPORT

The call for Expression of Interest 2019-007 closed on 7 January 2020 with eleven (11) submissions received. Submissions were received from the following respondents:

- a. Aurigen Group;
- b. Barpa Pty Ltd;
- c. Biogas Renewables Pty Ltd;
- d. Cleanaway Pty Ltd;
- e. FOCUS Enviro (EMER Pty Ltd);
- f. Hitachi Zosen Inova Australia Pty Ltd;
- g. Pindan Contracting Pty Ltd;
- h. Re.Group Pty Ltd;
- i. Skala Australasia Pty Ltd;
- j. Sacyr Environment Australia Pty Ltd; and
- k. Veolia Environmental Services (Australia) Pty Ltd

The submission from Aurigen Group was non-compliant with the requirements of the EOI and was not assessed further.

The remaining ten (10) submissions were fully assessed by the Evaluation Committee against the evaluation criteria listed below:

EOI Assessment Criteria	
Compliance Criteria	
1	Compliance and completeness in completing Part 4, in particular the Offer Form is section 4.1 and the Qualitative Criteria section 4.3.2 of the EOI
2	Compliance with the Conditions of Responding to this EOI
3	Compliance with the EOI closing date
Qualitative Criteria	
Weighting	Criterion
20%	Relevant experience and reference sites globally
15%	Knowledge and understanding of the FOGO processing plant market
15%	Capacity in Australia and local capability requirements
20%	Proven technology at the scale EMRC requires and proposed project execution methodology
10%	Safety performance
80%	Sub-total
20%	Price Schedule Offered
100%	Total Score



Item 11.2

The Evaluation Committee met to evaluate the submissions.

This involved:

- Individual assessments of the submissions;
- Group consensus of the evaluations;
- Consideration of any additional information sought from respondents and referees;
- Advice from an independent panel member, MRA Consulting who also completed the assessment;
- Adherence to the confidentiality requirements; and
- Management of any potential conflicts of interest.

The attachment is required to be kept confidential because the EOI process will progress to a tender process and the information contained in the attachment are commercial-in-confidence.

The confidential supporting document, Summary of Commercial Arrangements and FOGO Processing Technologies for FOGO Processing Facility – MRA Consulting summarising the submissions is **Attached**.

A summary of the submissions received is as follows:

Respondent	Technology
Barpa	Pre-treatment, Anaerobic Digestion and tunnel composting
Biogass	Pre-treatment, Anaerobic Digestion and aerated floor composting
Cleanaway	Pre-treatment, aerated static pile composting
Focus	Pre-treatment, Anaerobic Digestion and in vessel composting
HZI	Pre-treatment, Anaerobic Digestion and tunnel composting
Pindan	Pre-treatment, Anaerobic Digestion and tunnel composting
Re.Group	Pre-treatment, Anaerobic Digestion and tunnel composting
Sacyr	Pre-treatment, Anaerobic Digestion and tunnel composting
Skala	Pre-treatment, Anaerobic Digestion and tunnel composting
Veolia	Pre-treatment, Anaerobic Digestion and tunnel composting

STRATEGIC/POLICY IMPLICATIONS

Key Result Area 1 – Environmental Sustainability

- 1.1 To provide sustainable waste disposal operations

FINANCIAL IMPLICATIONS

Once the tender costs are known, a provision will be made in the in the 2020/2021 Annual Budget and the ten (10) year financial plan for capital expenditure on food organics and garden organics (FOGO) processing.


SUSTAINABILITY IMPLICATIONS

The FOGO Processing Facility will contribute toward minimising the environmental impact of waste by facilitating the sustainable use and development of organic waste.



Item 11.2 continued

MEMBER COUNCIL IMPLICATIONS

Member Council	Implication Details
Town of Bassendean	 Processing of FOGO waste in line with the EMRC FOGO Strategy
City of Bayswater	
City of Belmont	
City of Kalamunda	
Shire of Mundaring	
City of Swan	

CONFIDENTIAL ATTACHMENT(S)

Summary of Commercial Arrangements and FOGO Processing Technologies for FOGO Processing Facility – MRA Consulting (Ref: D2020/02380)

VOTING REQUIREMENT

Simple Majority

RECOMMENDATION(S)

That:

1. The following respondents to the Expression of Interest 2019-007 are listed as Acceptable Tenderers:
 - a. Barpa Pty Ltd;
 - b. Hitachi Zosen Inova Australia Pty Ltd;
 - c. Pindan Contracting Pty Ltd;
 - d. Sacyr Environment Australia Pty Ltd; and
 - e. Veolia Environmental Services (Australia) Pty Ltd.
2. The following respondents to the Expression of Interest 2019-007 are not listed as Acceptable Tenderers:
 - a. Aurigen Group
 - b. Biogass Renewables Pty Ltd;
 - c. Cleanaway Pty Ltd;
 - d. FOCUS Enviro (EMER Pty Ltd);
 - e. Re.Group Pty Ltd; and
 - f. Skala Australasia Pty Ltd.
3. The respondents to Expression of Interest 2019-007 be advised of the outcome of the assessment.
4. The attachment remain confidential and be certified by the Chairman and CEO.



Item 11.2 continued

Mr Jackson moved an amendment to the Officer Recommendation that point 4 becomes point 5 and is replaced by:

4. That a feasibility study is prepared and adopted by Council prior to tenders being called.

This was seconded by Cr O'Connor.

Mr Jackson highlighted that the rationale for the amendment was to ensure that the ownership and management models as well as the tonnage capacity of the facility is discussed and agreed to prior to the tender documents being issued.

Discussion ensued.

WAC RECOMMENDATION(S)

MOVED MR JACKSON

SECONDED CR O'CONNOR

That:

1. The following respondents to the Expression of Interest are listed as Acceptable Tenderers:
 - a. Barpa Pty Ltd;
 - b. Hitachi Zosen Inova Australia Pty Ltd;
 - c. Pindan Contracting Pty Ltd;
 - d. Sacyr Environment Australia Pty Ltd; and
 - e. Veolia Environmental Services (Australia) Pty Ltd.
2. The following respondents to the Expression of Interest are not listed as Acceptable Tenderers:
 - a. Aurigen Group
 - b. Biogass Renewables Pty Ltd;
 - c. Cleanaway Pty Ltd;
 - d. FOCUS Enviro (EMER Pty Ltd)
 - e. Re.Group Pty Ltd; and
 - f. Skala Australasia Pty Ltd.
3. The respondents to Expression of Interest 2019 -007 be advised of the outcome of the assessment.
4. That a feasibility study is prepared and adopted by council prior to tenders being called.
5. The attachment(s) remain confidential and be certified by the Chairman and CEO.

CARRIED UNANIMOUSLY



Item 11.2 continued

COUNCIL RESOLUTION(S)

MOVED CR G JOHNSON

SECONDED CR O'CONNOR

THAT:

1. THE FOLLOWING RESPONDENTS TO THE EXPRESSION OF INTEREST ARE LISTED AS ACCEPTABLE TENDERERS:
 - f. BARPA PTY LTD;
 - g. HITACHI ZOSEN INOVA AUSTRALIA PTY LTD;
 - h. PINDAN CONTRACTING PTY LTD;
 - i. SACYR ENVIRONMENT AUSTRALIA PTY LTD; AND
 - j. VEOLIA ENVIRONMENTAL SERVICES (AUSTRALIA) PTY LTD.
2. THE FOLLOWING RESPONDENTS TO THE EXPRESSION OF INTEREST ARE NOT LISTED AS ACCEPTABLE TENDERERS:
 - g. AURIGEN GROUP
 - h. BIOGASS RENEWABLES PTY LTD;
 - i. CLEANAWAY PTY LTD;
 - j. FOCUS ENVIRO (EMER PTY LTD)
 - k. RE.GROUP PTY LTD; AND
 - l. SKALA AUSTRALASIA PTY LTD.
3. THE RESPONDENTS TO EXPRESSION OF INTEREST 2019 -007 BE ADVISED OF THE OUTCOME OF THE ASSESSMENT.
4. THAT A FEASABILITY STUDY IS PREPARED AND ADOPTED BY COUNCIL PRIOR TO TENDERS BEING CALLED.
5. THE ATTACHMENT(S) REMAIN CONFIDENTIAL AND BE CERTIFIED BY THE CHAIRMAN AND CEO.

CARRIED UNANIMOUSLY



11.3 MOBILE AERATED FLOOR SYSTEM (MAFS) UPDATE

REFERENCE: D2020/01457 (WAC) – D2020/02382

PURPOSE OF REPORT

The purpose of this report is to provide an update on the installation of the Mobile Aerated Floor System and to request approval for additional capital expenditure.

KEY POINTS AND RECOMMENDATION(S)

- The re-tender for the design, supply, install and maintain of a Mobile Aerated Floor System (MAFS) was awarded to the contractor Spartel Pty Ltd by Council at its 5 December 2019 meeting.
- Procurement of the MAFS to process up to 10,000 tonnes per annum of Food Organics and Garden Organics (FOGO) waste is underway and the installation is expected to be completed in March/April 2020 ready for the commencement of member Council FOGO waste deliveries in July 2020.
- A licence amendment for the Red Hill Waste Management Facility is being progressed with the Department of Water and Environment Regulation (DWER) for the FOGO trial.
- The negotiations with DWER have resulted in the requirement to purchase additional items of equipment for odour management during the composting process.
- Additional capital expenditure of \$40,000 is required to be authorised.

Recommendation(s)

That Council, by absolute majority, authorise the expenditure of \$40,000 (ex GST) from the Secondary Waste Reserve for the purchase of additional equipment for the Mobile Aerated Floor System (MAFS) to meet the regulatory requirements for odour management.

SOURCE OF REPORT

Chief Project Officer

BACKGROUND

At the 21 March 2019 meeting of Council it was resolved (D2019/04263):

“THAT:

1. THE EMRC BEGIN THE PROCESS OF DEVELOPING A LONG-TERM FOOD ORGANIC & GARDEN ORGANIC (FOGO) STRATEGY INCLUDING, IF REQUIRED, SEEKING EXPRESSIONS OF INTEREST FOR THE APPROPRIATE TECHNOLOGY TO IMPLEMENT LONG-TERM FOGO PROCESSING SOLUTIONS TO CATER FOR ALL MEMBER COUNCIL WASTE STREAMS.
2. IN THE INTERIM, THE EMRC PROCEEDS WITH THE PROCUREMENT PROCESS AND LICENCE APPROVAL FOR THE ADDITION OF A TRIAL MOBILE AERATOR FLOOR (MAF) COMPOSTING SYSTEM FOR THE PROCESSING OF UP TO 10,000 TPA OF FOGO WASTE AT THE RED HILL WASTE MANAGEMENT FACILITY.
3. APPROVES THE EXPENDITURE OF UP TO \$400,000 EX GST FOR THE PURCHASE AND INSTALLATION OF A SUITABLE MAF SYSTEM, INCLUDING HARDSTAND INSTALLATION AND THAT THE FUNDS BE ALLOCATED FROM THE SECONDARY WASTE RESERVE.
4. NOTES THAT INTERIM ARRANGEMENTS ARE AVAILABLE WITH SEVERAL THIRD PARTY PROCESSORS OF FOGO WASTE IF THE INSTALLATION OF A PROCESSING FACILITY OR THE LICENCE APPROVAL IS DELAYED FOR WHATEVER REASON BEYOND PLANNED START DATES FOR FOGO COLLECTIONS BY MEMBER COUNCILS.



Item 11.3 continued

5. *ADVISE THE TOWN OF BASSENDEAN AND THE CITY OF BAYSWATER OF THE COUNCIL RESOLUTION AND AUTHORISE THE CEO TO ENTER INTO NEGOTIATIONS WITH THESE MEMBER COUNCILS FOR A SUITABLE PROCESSING ARRANGEMENT.*
6. *SEEK FUNDING SUPPORT FROM THE WASTE AUTHORITY FOR THE FOGO TRIAL AT THE RED HILL WASTE MANAGEMENT FACILITY.*
7. *THAT THE EMRC EXPLORE ALL MARKETING OPPORTUNITIES FOR THE COMPOST PRODUCT DURING THE FOGO TRIAL PERIOD."*

At its 6 December 2019 meeting Council resolved:

"THAT:

1. *COUNCIL AWARDS SPARTEL PTY LTD AS THE PREFERRED TENDERER FOR TENDER RFT2019-006 – DESIGN, SUPPLY, INSTALL AND MAINTAIN A MOBILE AERATED FLOOR SYSTEM.*
2. *THE CEO BE AUTHORISED ON BEHALF OF THE EMRC TO ENTER INTO NEGOTIATIONS WITH THE PREFERRED TENDERER AND TO ENTER INTO A CONTRACT WITH PREFERRED TENDERER IN ACCORDANCE WITH THEIR SUBMITTED TENDER, SUBJECT TO ANY MINOR VARIATIONS THAT MAY BE AGREED ON BETWEEN THE CEO AND THE PREFERRED TENDERER.*
3. *COUNCIL AUTHORISE A 10% CONTINGENCY BASED ON THE TENDERED PRICE FOR ANY CONTRACT VARIATIONS THAT MAY ARISE FOR TENDER RFT2019-006.*
4. *THE IDENTITY OF THE SUCCESSFUL TENDERER BE REDACTED FOR LEGAL REASONS AND REMAIN CONFIDENTIAL UNTIL SUCH TIME THAT THE RESULTANT CONTRACT HAS BEEN FORMED".*

REPORT

Following the award of Tender RFT2019-006 for the design, supply, install and maintain of a Mobile Aerated Floor System (MAFS) to Spartel Pty Ltd, procurement of the MAFS to process up to 10,000 tonnes per annum of Food Organics and Garden Organics (FOGO) waste is underway. Installation is expected to be completed by April 2020 ready for the commencement of member Council FOGO waste deliveries on 1 July 2020.

A licence amendment for the Red Hill Waste Management Facility is being progressed with the Department of Water and Environment Regulation (DWER) for the FOGO trial. The negotiations with DWER will require the installation of additional items of equipment for odour management during the composting process.

This will require additional capital expenditure of \$40,000 to be authorised over and above the authority granted on 5 December 2019. This amount includes a 20% contingency allowance.

The additional expenditure is for another fan unit, piping and controls to enable the MAFS to provide suction on freshly delivered FOGO waste and pump this odorous air into adjacent windrows which will then act as a biofilter reducing odour emissions. The normal system design is to blow air into the windrows of composting FOGO waste to promote the composting process.

STRATEGIC/POLICY IMPLICATIONS

Key Result Area 1 – Environmental Sustainability

- 1.1 To provide sustainable waste disposal operations
- 1.2 To improve regional waste management

Food Organics & Garden Organics (FOGO) Recovery Strategy



Item 11.3 continued

FINANCIAL IMPLICATIONS

An amount of \$600,000 was provided for in the adopted 2019/2020 Annual Budget which covers the cost of this project.

SUSTAINABILITY IMPLICATIONS

The FOGO trial is part of the long-term strategy of the EMRC to be ready for the implementation of FOGO collections from the member Councils over the next few years.

MEMBER COUNCIL IMPLICATIONS

Member Council	Implication Details
Town of Bassendean	The Town of Bassendean and the City of Bayswater are participating in the FOGO Trial
City of Bayswater	
City of Belmont	The learnings and outcomes of the FOGO Trial will benefit all member Councils for the development of future permanent FOGO facility and the implementation of FOGO across the Region.
City of Kalamunda	
Shire of Mundaring	
City of Swan	

ATTACHMENT(S)

Nil

VOTING REQUIREMENT

Absolute Majority

The CPO provided a brief overview advising the meeting the reason for the additional expenditure is attributable to the additional licensing requirement for odour control.

RECOMMENDATION(S)

That Council, by absolute majority, authorise the expenditure of \$40,000 (ex GST) from the Secondary Waste Reserve for the purchase of additional equipment for the Mobile Aerated Floor System (MAFS) to meet the regulatory requirements for odour management.

WAC RECOMMENDATION(S)

MOVED CR CONGERTON

SECONDED CR HAMILTON

That Council, by absolute majority, authorise the expenditure of \$40,000 (ex GST) from the Secondary Waste Reserve for the purchase of additional equipment for the Mobile Aerated Floor System (MAFS) to meet the regulatory requirements for odour management.

CARRIED UNANIMOUSLY



Item 11.3 continued

COUNCIL RESOLUTION(S)

MOVED CR G JOHNSON

SECONDED CR O'CONNOR

THAT COUNCIL, BY ABSOLUTE MAJORITY, AUTHORISE THE EXPENDITURE OF \$40,000 (EX GST) FROM THE SECONDARY WASTE RESERVE FOR THE PURCHASE OF ADDITIONAL EQUIPMENT FOR THE MOBILE AERATED FLOOR SYSTEM (MAFS) TO MEET THE REGULATORY REQUIREMENTS FOR ODOUR MANAGEMENT.

CARRIED UNANIMOUSLY



11.4 RESOURCE RECOVERY FACILITY UPDATE

REFERENCE: D2020/00718 (WAC) – D2020/02384

PURPOSE OF REPORT

The purpose of this report is to update Council on the status of Request for Tender (RFT) 2016-005 – Resource Recovery Facility (RRF) and to consider the Contractor's progress.

KEY POINTS AND RECOMMENDATION(S)

- During December 2019, participating member Councils conducted an independent legal review of the Financier Side Deed (FSD) and agreement was reached with HZI on the terms of this agreement.
- Participating member Councils signed the FSD on 12 December 2019.
- The Hitachi Zosen Inova (HZI) Consortium (the Contractor) achieved financial close on 23 December 2019.
- Notice to Proceed was given to the EPC Contractor on 2 January 2020.
- The plant is scheduled to be in service in December 2022 after a 35 month construction program.

Recommendation(s)

That:

1. The report be received.
2. The attachment to this report remains confidential and is certified by the Chairman and CEO.

SOURCE OF REPORT

Chief Project Officer

BACKGROUND

In a confidential report to the 7 September 2017 (Ref: D2017/12794) Special meeting of Council it was resolved:

“THAT:

1. *COUNCIL CONFIRMS THAT THE PREFERRED TENDERER FOR REQUEST FOR TENDER (RFT) 2016-005 – RESOURCE RECOVERY FACILITY (RRF) IS A CONSORTIUM COMPRISING HITACHI ZOSEN INOVA AG, NEW ENERGY CORPORATION PTY LTD AND TRIBE INFRASTRUCTURE DEVELOPMENT PTE LTD (HZI CONSORTIUM).*
2. *COUNCIL CONFIRMS THAT HZI CONSORTIUM INTENDS TO ESTABLISH AN ENERGY FROM WASTE FACILITY IN EAST ROCKINGHAM TO PROCESS MUNICIPAL WASTE FROM THE EMRC, MRC AND COMMERCIAL CUSTOMERS.*
3. *COUNCIL ADOPTS THE WASTE SUPPLY AGREEMENT BETWEEN EMRC AND HZI CONSORTIUM FORMING AN ATTACHMENT TO THIS REPORT.*
4. *THE CHAIRMAN AND THE CHIEF EXECUTIVE OFFICER BE AUTHORISED TO SIGN THE WASTE SUPPLY AGREEMENT WITH HZI CONSORTIUM UNDER THE COMMON SEAL.*



Item 11.4 continued

5. COUNCIL ADOPTS THE FINANCIER SIDE DEED WITH THE SECURITY TRUSTEE AND EACH OF THE EMRC MEMBER COUNCILS FORMING AN ATTACHMENT TO THIS REPORT.
6. THE CHAIRMAN AND THE CHIEF EXECUTIVE OFFICER BE AUTHORISED TO SIGN THE FINANCIER SIDE DEED WITH THE SECURITY TRUSTEE UNDER THE COMMON SEAL.
7. COUNCIL ADOPTS THE PARTICIPANTS AGREEMENT FOR A WASTE SUPPLY AGREEMENT WITH EACH OF THE EMRC MEMBER COUNCILS.
8. THE CHAIRMAN AND THE CHIEF EXECUTIVE OFFICER BE AUTHORISED TO SIGN THE PARTICIPANTS AGREEMENT FOR A WASTE SUPPLY AGREEMENT UNDER THE COMMON SEAL WITH EACH OF THE EMRC MEMBER COUNCILS.
9. THE CEO BE AUTHORISED IN CONSULTATION WITH THE CHAIRMAN AND ON LEGAL ADVICE TO MAKE MINOR CHANGES TO THE AGREEMENTS FORMING ATTACHMENTS TO THIS REPORT.
10. EMRC MEMBER COUNCILS BE REQUESTED TO ADOPT AND SIGN THE PARTICIPATION AGREEMENT FOR A WASTE SUPPLY AGREEMENT.
11. EMRC MEMBER COUNCILS BE REQUESTED TO ADOPT AND SIGN THE FINANCIER SIDE DEED.
12. THE REPORT AND ATTACHMENTS REMAIN CONFIDENTIAL AND BE CERTIFIED BY THE CHAIRMAN AND CEO."

In a confidential report (D2018/02486) to the 22 March 2018 meeting of Council, it was resolved:

"THAT COUNCIL NOTES THE ADVICE RECEIVED FROM THE TOWN OF BASSENDEAN AND THE CITY OF BAYSWATER REGARDING THEIR RESPECTIVE RESOLUTIONS ON THE RRF PROJECT."

In a confidential report (D2019/01428) to the 21 February 2019 meeting of Council, it was resolved:

"THAT:

1. COUNCIL NOTES THE CONTRACTOR'S ADVICE THAT FINANCIAL CLOSE FOR THE EAST ROCKINGHAM RESOURCE RECOVERY FACILITY (RRF) PROJECT MAY NOT BE REACHED BY 14 MARCH 2019 AS SPECIFIED IN THE WASTE SUPPLY AGREEMENT.
2. COUNCIL GRANTS AN EXTENSION OF TIME FOR THE CONTRACTOR TO ACHIEVE FINANCIAL CLOSE UNTIL 30 JUNE 2019.
3. COUNCIL AUTHORISES THE CEO TO GRANT FURTHER EXTENSIONS OF TIME TO THE CONTRACTOR FOR FINANCIAL CLOSE AS REQUIRED.
4. THE REPORT REMAINS CONFIDENTIAL AND BE CERTIFIED BY THE CHAIRMAN AND CEO."

At the ordinary meeting of Council on 20 June 2019, the HZI Consortium provided a confidential briefing on the project status and the need for a further extension of time and responded to questions from councillors and officers.

In a confidential report to a Special Meeting of Council on 27 June 2019, it was resolved:

THAT:

1. COUNCIL NOTES THE CONTRACTOR'S ADVICE THAT FINANCIAL CLOSE FOR THE EAST ROCKINGHAM RESOURCE RECOVERY FACILITY (RRF) PROJECT WILL NOT BE REACHED BY 30 JUNE 2019 AS SPECIFIED IN THE WASTE SUPPLY AGREEMENT.
2. COUNCIL ADOPTS OPTION 5 AS CONTAINED IN THE BODY OF THE REPORT AND ADVISES THE CONTRACTOR ACCORDINGLY.
3. THE REPORT REMAINS CONFIDENTIAL AND BE CERTIFIED BY THE CHAIRMAN AND CEO.



Item 11.4 continued

REPORT

Member Councils completed their review of the Financier Side Deed (FSD) on 11 December 2019 and confirmed through their independent lawyers Hopgood Ganim that the deed was acceptable for execution.

As part of the preparations for the signing of the FSD, the EMRC reviewed the conditions for the extension of time granted on 27 June 2019 which were as follows:

1. *The Contractor is to report prior to the 30th of each month through in person presentations to council on the progress of activities towards financial close. In the event that a council meeting is not held, the Contractor is to provide an update presentation by email to the EMRC, to be distributed through the Chairman to Councillors.*
2. *The Contractor is to appoint an EPC contractor by 31 October 2019 and notify the EMRC with evidence immediately of the appointment.*
3. *The Contractor to receive expressions of interest and updated pricing from potential EPC contractors by 28 June 2019.*
4. *The Contractor issues invitation to negotiate to selected bidders by 5 July 2019.*
5. *The Contractor receives a fixed price EPC proposal by 31 August 2019.*
6. *The Contractor to commence initial site works by 1 November 2019 (Temporary services location, tree relocation, boundary temporary fencing and site office).*
7. *Financial close is to be completed and all supporting documents are to be received by the EMRC by 31 December 2019.*
8. *The Contractor is to advise in writing to the EMRC the completion status of each milestone as they are completed or on the due date of completion, or whichever comes first.*

The progress against these milestone conditions is as follows:

- | | | |
|----|-------------|--|
| 1. | Condition 1 | Monthly verbal and written reports have been provided since July 2019 and are ongoing. |
| 2, | Condition 2 | Completed |
| 3. | Condition 3 | Completed |
| 4. | Condition 4 | Completed |
| 5. | Condition 5 | Completed |
| 6. | Condition 6 | Completed |
| 7. | Condition 7 | Completed |
| 8. | Condition 8 | Completed |

The Project achieved Financial Close on the 23 December 2019. Funding has been secured from the following parties:

- Australian Renewable Energy Agency (ARENA)
- Clean Energy Finance Corporation (CEFC)
- Debt Funding provided by NAB, SMBC, KFW, ABN Amro, Mizuho
- Equity: John Laing, Masdar, HZI, Acciona

The FSD was signed by the respective participating member Council CEO's and Mayors/President and representatives of HZI on 12 December 2019 and by the Security Trustee on 23 December 2019.

HZI issued a Notice to Proceed (NTP) to the EPC Contractor Acciona/HZI on 2 January 2020.

At the time of drafting this report, the East Rockingham RRF Project Co will hold its first Board Meeting in Perth on the 12 February 2020.



Item 11.4 continued

The attachment to this report was prepared and provided by the Contractor. As the information in the attachment is commercial-in-confidence it is required to be kept confidential at the request of the Contractor.

STRATEGIC/POLICY IMPLICATIONS

Key Result Area 1 – Environmental Sustainability

- 1.3 To provide resource recovery and recycling solutions in partnership with member Councils


FINANCIAL IMPLICATIONS

The cost of implementing the tender is budgeted in the adopted 2019/2020 Annual Budget and subsequent years.

SUSTAINABILITY IMPLICATIONS

Resource recovery is recovery of resources from the waste stream.

MEMBER COUNCIL IMPLICATIONS

Member Council	Implication Details
Town of Bassendean	 <p>As reflected in the report.</p>
City of Bayswater	
City of Belmont	
City of Kalamunda	
Shire of Mundaring	
City of Swan	

CONFIDENTIAL ATTACHMENT(S)

Report – East Rockingham Resource Recovery Facility - Project Update January 2020 (Ref: D2020/02383)

VOTING REQUIREMENT

Simple Majority

RECOMMENDATION(S)

That:

1. The report be received.
2. The attachment to this report remains confidential and is certified by the Chairman and CEO.



Item 11.4 continued

WAC RECOMMENDATION(S)

MOVED CR O'CONNOR

SECONDED CR JEANS

That:

1. The report be received.
2. The attachment remains confidential and be certified by the Chairman and CEO.

**CARRIED 11/1
Cr Johnson against**

COUNCIL RESOLUTION(S)

MOVED CR CONGERTON

SECONDED CR HAMILTON

THAT:

1. THE REPORT BE RECEIVED.
2. THE ATTACHMENT REMAINS CONFIDENTIAL AND BE CERTIFIED BY THE CHAIRMAN AND CEO.

CARRIED UNANIMOUSLY



11.5 ITEMS CONTAINED IN THE INFORMATION BULLETIN

REFERENCE: D2020/00723

The following items are included in the Information Bulletin, which accompanies the Agenda.

1. WASTE SERVICES

1.1 COUNCIL TONNAGE COMPARISONS AS AT 31 DECEMBER 2019 (Ref: D2020/00722)

RECOMMENDATION

That the Waste Advisory Committee notes the items contained in the Information Bulletin accompanying the 13 February 2020 Waste Advisory Committee Agenda.

WAC RESOLUTION(S)

MOVED CR JOHNSON

SECONDED CR HAMILTON

THAT THE WASTE ADVISORY COMMITTEE NOTES THE ITEMS CONTAINED IN THE INFORMATION BULLETIN ACCOMPANYING THE 13 FEBRUARY 2020 WASTE ADVISORY COMMITTEE AGENDA.

CARRIED UNANIMOUSLY

12 REPORTS OF DELEGATES

Nil

13 NEW BUSINESS OF AN URGENT NATURE APPROVED BY THE CHAIRMAN OR PRESIDING MEMBER OR BY DECISION OF MEETING

Nil

14 CONFIDENTIAL MATTERS FOR WHICH THE MEETING MAY BE CLOSED TO THE PUBLIC

Nil



15 FUTURE MEETINGS OF THE WASTE ADVISORY COMMITTEE

The next meeting of the Waste Advisory Committee will be held on **Thursday, 5 March 2020 (if required)** at the EMRC Administration Office, 1st Floor, 226 Great Eastern Highway, Belmont WA 6104 commencing at 5:00pm.

Future Meetings 2020

Thursday	5 March	(if required)	at	EMRC Administration Office
Thursday	2 April	(if required)	at	EMRC Administration Office
Thursday	7 May	(if required)	at	EMRC Administration Office
Thursday	4 June	(if required)	at	EMRC Administration Office
Thursday	9 July	(if required)	at	EMRC Administration Office
Thursday	6 August	(if required)	at	EMRC Administration Office
Thursday	3 September	(if required)	at	EMRC Administration Office
Thursday	8 October	(if required)	at	EMRC Administration Office
Thursday	19 November	(if required)	at	EMRC Administration Office

16 DECLARATION OF CLOSURE OF MEETING

There being no further business the meeting was closed at 7:05pm.



16 REPORTS OF DELEGATES

Nil

17 MEMBERS' MOTIONS OF WHICH PREVIOUS NOTICE HAS BEEN GIVEN

17.1 NOTICE OF MOTION RECEIVED FROM CR FILOMENA PIFFARETTI

In accordance with Clause 4.18 of the *EMRC Standing Orders Local Law 2013*, Cr Piffaretti has given notice of her intention to table the following motion for Councillors to consider at the Ordinary Meeting of Council to be held on 20 February 2020:

Motion

That Council request the Chief Executive Officer to make the necessary arrangements to enable audio recordings of Council and Committee Meetings open to the public and that the audio recordings of each of the meetings open to the public be placed on the Council's website to enable public access.

Rationale provided by Cr Piffaretti

While the official record of the meeting will be the written minutes prepared in accordance with the requirements of the *Local Government Act 1995* and the *Local Government (Administration) Regulations 1996*, recording Council and Committee meetings will assist in the preparation of the minutes of the meeting to ensure the minutes are a complete and accurate record, consistent with the requirement of the *Local Government Act 1995*.

The reasons for making audio recordings available and open to the public for Council and Committee meetings and placing the recordings on the Council's website to enable public access are:

- Improved accessibility of Council and Committee meetings by the public and broader community;
- Improved recording of the participation and interaction in Council and Committee meetings;
- Improved communication of the Council's forthcoming plans and projects to the public;
- Improved transparency and accountability in the decision making process of Council and Committees by the increased focus on comments made in debate by individuals;
- Reduce negative perceptions (if any);
- To provide a complementary resource in addition to the formal minutes of the meeting;
- Potential to maintain a record of a meeting for future reference; and
- To maintain a more historical and accurate record of meetings than traditional written minutes.

The recordings will confirm comments made by Councillors and Committee Officers and clarify any resolutions adopted by Council or Committee. This will assist in confirming and clarifying any actions requested or agreed to be undertaken by Council, Committee Members and EMRC Officers.

Officer Comments

EMRC Officers are supportive of the proposal should Council resolve to proceed with audio recordings. The purpose of audio recording is to ensure that a true and accurate account of the debate and discussions at meetings is available and to assist in the preparation of the minutes of Council and Committee meetings.

Per clause 5.14(1) of the *EMRC Standing Orders Local Law 2013*, "...a person must not use any electronic, visual or vocal recording device or instrument to record the proceedings of the Council or a committee without the permission of the Council."

However, per clause 5.14(2) the above clause 5.14(1) does not apply with the permission of the Council. Thus, to implement the proposal of having audio recording of Council and Committee meetings, all that will be required is for Council to resolve by resolution to allow for the recording of Council and Committee meetings.



Item 17.1 continued

To assist Council with this decision and be fully informed, there are other matters that will need to be considered:

1. Risk considerations including legal proceedings

Public Council meetings are an open forum of statements, questions, answers and debates. Occasionally, some things that are said may be regarded as offensive, defamatory or contrary to law. When such statements occur during a meeting that is not recorded, the potential for damage is generally confined to the audience in attendance. In contrast, when a recording of a meeting is published the audience is potentially far greater, increasing the likelihood and/or severity of potential liability.

This may have the opposite effect by reducing debate as Councillors and officers may be concerned about exposure to legal liabilities to express their opinions while being recorded with the view of the audio recording is to be published electronically. There will also be an increased likelihood of deferral motions to allow Councillors to consider and review all available facts and as well as time to seek additional consultation.

2. Recordkeeping

Audio recordings must be retained in accordance with the *State Records Act 2000*. Disposal of audio recordings must be in accordance with the General Disposal Authority for Local Government Records, which states in ref. 25.1.3 that audio recordings of Council meetings can be destroyed one year after confirmation of the minutes.

3. Reproduction of recordings

Other issues surrounding the recording and publication of minutes of meetings is that Council will need to put measures into place to control any reproduction, distribution, republication and/or retransmission of Council meeting audio recordings to be done with the prior written consent of the Council.

4. Implementation and ongoing costs

To implement the proposal to introduce audio recording, there will be a financial capital cost. EMRC Officers will require time to investigate the available audio recording options and to seek quotations should the amount be less than \$150,000 (excl. GST). Should the cost be in excess of \$150,000 (excl. GST), then a tender has to be publicly invited per r.11(1) of the *Local Government (Functions and General) Regulations 1996*.

To ensure compliance with the *State Records Act 2000*, there will be ongoing costs for electronic hosting of the audio recordings as well as destruction of the audio recordings.

5. New Policy will be required

It is imperative that a policy also be developed for Council adoption prior to implementing audio recordings of Council meetings. The policy must define a range of matters including but not limited to the scope, the limitations to public access to the type of audio recordings (such as Confidential items) and responsibilities with regards to the opinions expressed or statements made by persons during the course of Council meetings and contained are the opinion / statements of those individual persons, not the EMRC.



Item 17.1 continued

6. Time & Money

EMRC Officers request additional time to investigate this request to: review the available options and their costs for Council to consider and include in the 2020/2021 Annual Budget; explore the risk of its implementation; identify and develop risk treatment plans to manage any downside risks; and develop a policy for Council to consider.

It is also proposed that budget provisions be allowed for as part of the 2020/2021 Annual Budget should Council resolve to proceed with the implementation of audio recordings.

RECOMMENDATION(S)

That Council request the Chief Executive Officer to make the necessary arrangements to enable audio recordings of Council and Committee Meetings open to the public and that the audio recordings of each of the meetings open to the public be placed on the Council's website to enable public access.

Cr Giorgia Johnson moved the motion which was seconded by Cr Hamilton.

The Chairman asked if any members were against allowing Deputy member, Cr Piffaretti to speak to the motion as she was not a participating member at the meeting.

Cr Powell spoke against the request.

Cr Giorgia Johnson moved a procedural motion which was seconded by Cr Ian Johnson.

That Deputy member for the City of Bayswater, Cr Piffaretti be allowed to speak to the motion.

The Chairman put the procedural motion to the vote.

PROCEDURAL MOTION

THAT THE DEPUTY MEMBER FOR THE CITY OF BAYSWATER, CR PIFFARETTI BE ALLOWED TO SPEAK TO THE MOTION.

**MOTION CARRIED 9/2
Crs Boyd and Powell Against**

Cr Piffaretti provided an overview of the reason for the motion.

Discussion ensued on the rationale of the Notice of Motion and the current recording procedures of the respective member Councils.

Cr Powell suggested that the Notice of Motion be presented to a Committee in the first instance or a Special Council meeting be held to discuss this matter further.

The Chairman advised that the Notice of Motion was given within Standing Orders regulations and that Councillors could move a procedural motion instead.



Item 17.1 continued

Cr Jeans moved an amended motion:

Amended Notice of Motion

That Council request the Chief Executive Officer investigate the necessary arrangements and costs to enable audio recordings of Council and Committee Meetings open to the public and that the audio recordings of each of the meetings open to the public be placed on the Council's website to enable public access and for a report to be brought back to Council at the next meeting of Council.

Cr Giorgia Johnson seconded the amended motion.

The CEO advised that a full cost analysis would need to be investigated and will be brought back to Council for further discussion.

The Councillors advised whether each of their respective member Councils dealt with recording in regards to committee meetings.

COUNCIL RESOLUTION(S)

MOVED CR G JOHNSON

SECONDED CR HAMILTON

THAT COUNCIL REQUEST THE CHIEF EXECUTIVE OFFICER INVESTIGATE THE NECESSARY ARRANGEMENTS AND COSTS TO ENABLE AUDIO RECORDINGS OF COUNCIL AND COMMITTEE MEETINGS OPEN TO THE PUBLIC AND THAT THE AUDIO RECORDINGS OF EACH OF THE MEETINGS OPEN TO THE PUBLIC BE PLACED ON THE COUNCIL'S WEBSITE TO ENABLE PUBLIC ACCESS FOR A REPORT TO BE BROUGHT BACK TO COUNCIL AT THE NEXT MEETING OF COUNCIL.

CARRIED UNANIMOUSLY

18 NEW BUSINESS OF AN URGENT NATURE APPROVED BY THE CHAIRMAN OR PRESIDING MEMBER OR BY DECISION OF MEETING

Nil

19 CONFIDENTIAL MATTERS FOR WHICH THE MEETING MAY BE CLOSED TO THE PUBLIC

Nil



20 FUTURE MEETINGS OF COUNCIL

The next meeting of Council will be held on **Thursday 19 March 2020** at the EMRC Administration Office, 1st Floor, 226 Great Eastern Highway, Belmont WA 6104 commencing at 6:00pm.

Future Meetings 2020

Thursday	19 March		at	EMRC Administration Office
Thursday	23 April	(if required)	at	EMRC Administration Office
Thursday	21 May	(if required)	at	EMRC Administration Office
Thursday	18 June		at	EMRC Administration Office
Thursday	23 July	(if required)	at	EMRC Administration Office
Thursday	20 August	(if required)	at	EMRC Administration Office
Thursday	17 September		at	EMRC Administration Office
Thursday	22 October	(if required)	at	EMRC Administration Office
Thursday	3 December		at	EMRC Administration Office
January 2021 (recess)				

21 DECLARATION OF CLOSURE OF MEETING

There being no further business, the meeting was closed at 7:00pm.