

AGENDA

D2024/06758

Ordinary Meeting of Council

28 March 2024

Notice of Meeting

Dear Councillors

I wish to advise that the next Ordinary Meeting of Council will be held on Thursday, 28 March 2024 at the EMRC Administration Centre, 1st Floor, 226 Great Eastern Highway, Ascot WA 6104 commencing at 6:00pm.



Marcus Geisler | Chief Executive Officer

25 March 2024

Please Note

If any Councillor has a query regarding a report item or requires additional information in relation to a report item, please contact the responsible officer (SOURCE OF REPORT) prior to the meeting.

The meeting will be audio recorded and available through the EMRC's website at www.emrc.org.au.

Public question time will continue as usual and questions may be submitted electronically prior to the meeting, no later than 4.00pm on the day of the meeting to CouncilEnquiry@emrc.org.au.



EMRC Council Members

Cr Filomena Piffaretti	Chairperson	City of Bayswater
Cr Aaron Bowman	Deputy Chairperson	City of Swan
Cr Tallan Ames	EMRC Member	Town of Bassendean
Cr Paul Poliwka	EMRC Member	Town of Bassendean
Cr Michelle Sutherland	EMRC Member	City of Bayswater
Cr Luke Ellery	EMRC Member	Shire of Mundaring
Cr Doug Jeans	EMRC Member	Shire of Mundaring
Cr Jennifer Catalano	EMRC Member	City of Swan

EMRC Council Deputies

Cr Kathryn Hamilton	EMRC Deputy Member	Town of Bassendean
Cr Giorgia Johnson	EMRC Deputy Member	City of Bayswater
Cr John Daw	EMRC Deputy Member	Shire of Mundaring
Cr Ian Johnson	EMRC Deputy Member	City of Swan

Ordinary Meeting of Council 28 March 2024

Table of Contents

1	DECLARATION OF OPENING AND ANNOUNCEMENT OF VISITORS	5
	1.1 ACKNOWLEDGEMENT OF COUNTRY	5
2	ATTENDANCE, APOLOGIES AND LEAVE OF ABSENCE (PREVIOUSLY APPROVED)	5
3	DISCLOSURE OF INTEREST	5
4	ANNOUNCEMENTS BY THE CHAIRPERSON OR PRESIDING MEMBER	5
5	RESPONSE TO PREVIOUS QUESTIONS TAKEN ON NOTICE	5
6	PUBLIC QUESTION TIME	5
7	APPLICATIONS FOR LEAVE OF ABSENCE	5
8	PETITIONS, DEPUTATIONS AND PRESENTATIONS	5
9	CONFIRMATION OF MINUTES OF PREVIOUS MEETINGS	6
	9.1 MINUTES OF THE ORDINARY MEETING OF COUNCIL HELD ON 22 FEBRUARY 2024	6
10	QUESTIONS BY MEMBERS OF WHICH DUE NOTICE HAS BEEN GIVEN	6
11	QUESTIONS WITHOUT NOTICE	6
12	ANNOUNCEMENT OF CONFIDENTIAL MATTERS FOR WHICH MEETINGS MAY BE CLOSED TO THE PUBLIC	6
13	BUSINESS NOT DEALT WITH FROM A PREVIOUS MEETING	7
14	EMPLOYEE REPORTS	7
	14.1 LIST OF ACCOUNTS PAID DURING THE MONTH OF FEBRUARY 2024 (D2024/06375)	8
	14.2 FINANCIAL REPORT FOR PERIOD ENDED 29 FEBRUARY 2024 (D2024/06576)	27
	14.3 DISBANDING OF THE CHIEF EXECUTIVE OFFICER PERFORMANCE REVIEW COMMITTEE (D2024/06904)	48
	14.4 REVIEW OF COUNCIL POLICIES (D2024/06907)	54
	14.5 ITEMS CONTAINED IN THE INFORMATION BULLETIN (D2024/06573)	69
15	REPORTS OF COMMITTEES	70
	15.1 AUDIT COMMITTEE MEETING HELD 7 MARCH 2024 (RECONVENED ON 14 MARCH 2024) (D2024/07471)	70
16	REPORTS OF DELEGATES	71
	16.1 MUNICIPAL WASTE ADVISORY COUNCIL (MWAC) MINUTES HELD 21 FEBRUARY 2024	72



17	MEMBERS' MOTIONS OF WHICH PREVIOUS NOTICE HAS BEEN GIVEN	86
18	NEW BUSINESS OF AN URGENT NATURE	86
19	CONFIDENTIAL MATTERS FOR WHICH THE MEETING MAY BE CLOSED TO THE PUBLIC	86
	19.1 REQUEST FOR TENDER RFT 2024-004 – PROVISION OF EQUIPMENT RENTAL (D2024/06931)	86
	19.2 EAST ROCKINGHAM WASTE TO ENERGY PLANT UPDATE (D2024/06933)	86
20	FUTURE MEETINGS OF COUNCIL	88
21	DECLARATION OF CLOSURE OF MEETING	88

1 DECLARATION OF OPENING AND ANNOUNCEMENT OF VISITORS

1.1 ACKNOWLEDGEMENT OF COUNTRY

We wish to acknowledge the traditional custodians of the land, the Whadjuk people of the Noongar Nation and to pay our respects to elders past, present and emerging.

2 ATTENDANCE, APOLOGIES AND LEAVE OF ABSENCE (PREVIOUSLY APPROVED)

3 DISCLOSURE OF INTEREST

4 ANNOUNCEMENTS BY THE CHAIRPERSON OR PRESIDING MEMBER

5 RESPONSE TO PREVIOUS QUESTIONS TAKEN ON NOTICE

6 PUBLIC QUESTION TIME

7 APPLICATIONS FOR LEAVE OF ABSENCE

8 PETITIONS, DEPUTATIONS AND PRESENTATIONS

9 CONFIRMATION OF MINUTES OF PREVIOUS MEETINGS

9.1 MINUTES OF THE ORDINARY MEETING OF COUNCIL HELD ON 22 FEBRUARY 2024

That the minutes of the Ordinary Meeting of Council held on 22 February 2024 which have been distributed, be confirmed.

COUNCIL RESOLUTION

MOVED

SECONDED

10 QUESTIONS BY MEMBERS OF WHICH DUE NOTICE HAS BEEN GIVEN

Nil

11 QUESTIONS WITHOUT NOTICE

Nil

12 ANNOUNCEMENT OF CONFIDENTIAL MATTERS FOR WHICH MEETINGS MAY BE CLOSED TO THE PUBLIC

NOTE: Section 5.23(2) of the *Local Government Act 1995*, details a number of matters upon which Council may discuss and make decisions without members of the public being present. These matters include: matters affecting employees; personal affairs of any person; contractual matters; legal advice; commercial-in-confidence matters; security matters; among others.

The following confidential reports are covered in Section 19 of this agenda.

- REQUEST FOR TENDER RFT 2024-004 – PROVISION OF EQUIPMENT RENTAL (D2024/06931)
- EAST ROCKHINGHAM WASTE TO ENERGY PLANT UPDATE (D2024/06933)

13 BUSINESS NOT DEALT WITH FROM A PREVIOUS MEETING

Nil

14 EMPLOYEE REPORTS

- 14.1 LIST OF ACCOUNTS PAID DURING THE MONTH OF FEBRUARY 2024 (D2024/06375)
- 14.2 FINANCIAL REPORT FOR PERIOD ENDED 29 FEBRUARY 2024 (D2024/06576)
- 14.3 DISBANDING OF THE CHIEF EXECUTIVE OFFICER PERFORMANCE REVIEW COMMITTEE (D2024/06904)
- 14.4 REVIEW OF COUNCIL POLICIES (D2024/06907)
- 14.5 ITEMS CONTAINED IN THE INFORMATION BULLETIN (D2024/06573)

The Chairperson invites members to withdraw any report items to be dealt with separately.

RECOMMENDATION(S)

That with the exception of items, which are to be withdrawn and dealt with separately, Council adopts the recommendations in the Employee Reports (Section 14).

COUNCIL RESOLUTION(S)

MOVED

SECONDED

14.1 LIST OF ACCOUNTS PAID DURING THE MONTH OF FEBRUARY 2024

D2024/06475

PURPOSE OF REPORT

The purpose of this report is to present to Council a list of accounts paid under the Chief Executive Officer's delegated authority during the month of February 2024 for noting.

KEY POINT(S)

- As per the requirements of regulation 13(1) of the *Local Government (Financial Management) Regulations 1996*, the list of accounts paid during the month of February 2024 is provided for noting.

RECOMMENDATION(S)

That Council notes:

1. The CEO's list of accounts for February 2024 paid under delegated power in accordance with regulation 13(1) of the *Local Government (Financial Management) Regulations 1996*, forming attachment 1 to this report totalling \$36,735,142.29
2. The list of payments by employees via purchasing cards including credit cards, debit or other purchasing cards for February 2024 in accordance with regulation 13A(2) of the *Local Government (Financial Management) Regulations 1996*, forming attachment 2 to this report totalling \$15,405.01.

SOURCE OF REPORT

Chief Financial Officer

BACKGROUND

- 1 Council has delegated to the Chief Executive Officer (CEO) the exercise of its power to make payments from the Municipal Fund and Trust Fund. In accordance with regulation 13(1) of the *Local Government (Financial Management) Regulations 1996*, a list of accounts paid by the CEO is to be provided to Council, where such delegation is made.
- 2 From 1 September 2023, local governments are required to disclose information about each transaction made on a credit card, debit card or other purchasing cards in accordance with regulation 13A of the *Local Government (Financial Management) Regulations 1996*.

REPORT

- 3 The table below summarises the payments drawn on the funds during the month of February 2024. A list detailing the payments made is appended as an attachment 1 to this report.

Municipal Fund	EFT Payments	EFT55825 – EFT56113	
	Cheque Payments	220801 - 220805	
	Payroll EFT	PAY 2024-17 & PAY 2024-18	
	Direct Debits		
	➤ Superannuation	DD27026.1 DD27027.1 – DD27027.25 DD27028.1 – DD27028.27	
	➤ Bank Charges	1*FEB24	
	➤ Other	2536 - 2556	\$36,735,142.29
	Less Cancelled EFT's & Cheques		Nil
Trust Fund	EFT Payments		Nil
Total			\$36,735,142.29

Summary of Expenditure for the Month of February 2024	
Payroll	\$ 798,948.50
Term Deposit Investments	\$ 32,000,000.00
Capital Expenditure	\$ 2,451,996.67
Operating Expenditure	
➤ Landfill Levy *	\$
➤ Other	\$ 1,484,197.12
Total	\$ 36,735,142.29

* Note: The Landfill Levy is paid quarterly in July, October, January and April

4 Information about each transaction made on credit cards, debit cards and purchasing cards for the month of February 2024 are detailed in attachment 2 of this report.

Summary of Expenditure on Purchasing Cards and Credit Cards for the Month of February 2024		
Bunnings Cards	\$	1,845.72
Motorpass Cards	\$	2,336.85
Credit Cards	\$	11,222.44
Total	\$	15,405.01

STRATEGIC/POLICY IMPLICATIONS

5 Reporting on EMRC Strategic Policy implications align with the revised Strategic Plan 2017-2027 and the Sustainability Strategy.

FINANCIAL IMPLICATIONS

6 As detailed within the report.

SUSTAINABILITY IMPLICATIONS

7 Nil

RISK MANAGEMENT

Risk – Adverse credit rating if creditor accounts are not paid when due		
Consequence	Likelihood	Rating
Possible	Insignificant	Low
Action/Strategy		
➤ Ensure timely payment of creditor accounts when they fall due.		

MEMBER COUNCIL IMPLICATIONS

Member Council	Implication Details
Town of Bassendean	} Nil
City of Bayswater	
Shire of Mundaring	
City of Swan	



ATTACHMENT(S)

1. CEO's Delegated Payments List for the month of February 2024 (D2024/06980)
2. The list of payments by employees via purchasing cards including credit cards, debit or other purchasing cards for the month of February 2024 (D2024/06981)

VOTING REQUIREMENT

Simple Majority

RECOMMENDATION(S)

That Council notes:

1. The CEO's list of accounts for February 2024 paid under delegated power in accordance with regulation 13(1) of the *Local Government (Financial Management) Regulations 1996*, forming attachment 1 to this report totalling \$36,735,142.29.
2. The list of payments by employees via purchasing cards including credit cards, debit or other purchasing cards for February in accordance with regulation 13A(2) of the *Local Government (Financial Management) Regulations 1996*, forming attachment 2 to this report totalling \$15,405.01.

COUNCIL RESOLUTION(S)

MOVED

SECONDED



Eastern Metropolitan Regional Council

CEO's DELEGATED PAYMENTS LIST
FOR THE MONTH OF FEBRUARY 2024

Cheque / EFT No	Date	Payee		Amount
EFT55825	02/02/2024	ALLPEST - ROL-WA PTY LTD T/AS	PEST CONTROLS AT BAYWASTE	595.00
EFT55826	02/02/2024	ALLWEST PLANT HIRE	PLANT HIRE & LABOUR HIRE	544.50
EFT55827	02/02/2024	ALLWORKS (WA) PTY LTD	PLANT HIRE	8,250.00
EFT55828	02/02/2024	AMALGAM RECRUITMENT	LABOUR HIRE	5,971.35
EFT55829	02/02/2024	APOLLO FABRICATIONS	HOOK-LIFT BIN PURCHASE	15,576.00
EFT55830	02/02/2024	AUSTRALIAN INSTITUTE OF MANAGEMENT - AIM	STAFF TRAINING	826.00
EFT55831	02/02/2024	B&J CATALANO PTY LTD	LABOUR HIRE	3,696.00
EFT55832	02/02/2024	T/A BATTERY WORLD MIDLAND, BRAIN POWER INVESTMENTS P/L ATF COW UNIT TRUST	BATTERY PURCHASES	863.00
EFT55833	02/02/2024	BAYSWATER AUTO DETAILERS	POOL VEHICLE CLEANING	385.00
EFT55834	02/02/2024	BEE JAYS CANVAS CO - PETER STICKLAND HOLDINGS PTY LTD T/AS	HARDWARE SUPPLIES	59.40
EFT55835	02/02/2024	BISTEL CONSTRUCTION PTY LTD	REPAIRS TO HRRP TRANSFER STATION	1,828.62
EFT55836	02/02/2024	BP AUSTRALIA PTY LTD	FUEL PURCHASES	71,023.09
EFT55837	02/02/2024	BREATHALYSER SALES AND SERVICE	STAFF TRAINING	655.60
EFT55838	02/02/2024	BRENNAN & ASSOCIATES	CONSULTING FEE - HR	2,835.00
EFT55839	02/02/2024	BUNNINGS GROUP LTD	HARDWARE SUPPLIES	302.72
EFT55840	02/02/2024	BURSON AUTOMOTIVE PTY LTD	HARDWARE SUPPLIES	431.20
EFT55841	02/02/2024	CAMMS MANAGEMENT SOLUTIONS - CA TECHNOLOGY PTY LTD T/A	PLANT PARTS	26,482.50
EFT55842	02/02/2024	CHILD SUPPORT	EMPLOYEE DEDUCTION	345.61
EFT55843	02/02/2024	CIVIL AUTO ELECTRICS PTY LTD	PLANT REPAIRS	1,686.30
EFT55844	02/02/2024	CJD EQUIPMENT PTY LTD	PLANT REPAIR	697.84
EFT55845	02/02/2024	CUTTING EDGES REPLACEMENT PARTS PTY LTD	PLANT PARTS	3,080.00
EFT55846	02/02/2024	DAVID GRAY & CO PTY LTD	HARDWARE SUPPLIES	6,026.90
EFT55847	02/02/2024	DNG FAMILY TRUST T/A IDLER ENGINEERING SERVICES PTY LTD	PLANT REFURBISHMENT	4,347.83
EFT55848	02/02/2024	DRAKE AUSTRALIA PTY LTD	LABOUR HIRE	5,398.11
EFT55849	02/02/2024	E.E. MUIR & SONS PTY.LIMITED	BAGS FOR FOGO	1,760.00
EFT55850	02/02/2024	ELAN ENERGY MATRIX	TYRE DISPOSAL COSTS - TRANSFER STATION	964.97
EFT55851	02/02/2024	EUROFINS ARL PTY LTD T/AS EUROFINS	SAMPLE TESTING - PFAS MATERIALS, WOODCHIPS AND WOOD FINES	2,850.39
EFT55852	02/02/2024	FLEXI STAFF GROUP PTY LTD	LABOUR HIRE	2,307.94
EFT55853	02/02/2024	GREENGATES GARDENING SERVICES	GARDENING SERVICE AT HAZELMERE	1,116.00
EFT55854	02/02/2024	HAYS SPECIALIST RECRUITMENT	LABOUR HIRE	4,693.55
EFT55855	02/02/2024	HELENE P/L T/AS LO-GO APPOINTMENTS WA	LABOUR HIRE	2,768.83
EFT55856	02/02/2024	HITACHI CONSTRUCTION MACHINERY (AUSTRALIA) PTY LTD	PURCHASE OF WHEEL LOADER	483,183.80
EFT55857	02/02/2024	INDUSTRIAL RECRUITMENT PARTNERS	LABOUR HIRE	14,679.74
EFT55858	02/02/2024	JOHN HUGHES (ROHANNA PTY LTD)	VEHICLE SERVICE	479.00
EFT55859	02/02/2024	JOINT CONSTRUCTION GROUP PTY LTD	REPAIRS TO PITS AT BAYWASTE	12,035.36
EFT55860	02/02/2024	LLS AUS GROUP PTY LTD	LABOUR HIRE	4,083.26
EFT55861	02/02/2024	OEM GROUP 2006 PTY LTD	HARDWARE SUPPLIES	628.88



Eastern Metropolitan Regional Council

CEO's DELEGATED PAYMENTS LIST
FOR THE MONTH OF FEBRUARY 2024

Cheque / EFT No	Date	Payee		Amount
EFT55862	02/02/2024	PAYG PAYMENTS	PAYG TAXATION PAYMENT	113,986.00
EFT55863	02/02/2024	PERTH QUALITY SERVICES	ADDITIONAL CLEANING - HRRP	780.00
EFT55864	02/02/2024	PIRTEK MIDLAND (M & B HYDRAULICS PTY LTD)	HYDRAULIC HOSE SUPPLIES	961.23
EFT55865	02/02/2024	PR POWER PTY LTD	COOLANTS	129.54
EFT55866	02/02/2024	PRAMUKH ELECTRICALS PTY LTD ALSO KNOWN AS I2O SERVICES	ELECTRICAL SUPPORT (LABOUR HIRE) - WWtE	47,580.82
EFT55867	02/02/2024	PRESTIGE ALARMS	ALARM MAINTENANCE	297.00
EFT55868	02/02/2024	QMW (WA) PTY LTD	PURCHASE OF TIP BUCKETS	52,910.00
EFT55869	02/02/2024	SAFETY SIGNS SERVICE - BRADY AUSTRALIA PTY LTD T/AS	SIGNAGE	761.97
EFT55870	02/02/2024	SAGE CONSULTANCY	CONSULTING FEES - FOGO COMPOST PRODUCTION & WESTERN POWE	1,650.00
EFT55871	02/02/2024	SETON AUSTRALIA - BRADY AUSTRALIA PTY LTD T/AS	SIGNAGE	219.58
EFT55872	02/02/2024	SHIRE OF MUNDARING	PURCHASE OF HOOKLIFT TRUCK	93,500.00
EFT55873	02/02/2024	SIGNWOMAN PTY LTD T/AS SIGNMAN	SIGNAGE - ADVERTISING	9,546.35
EFT55874	02/02/2024	SNAP BELMONT (BELSNAP PTY LTD)	PRINTING COSTS - PRESTART BOOKLETS	1,490.50
EFT55875	02/02/2024	SONIC HEALTHPLUS PTY LTD	EMPLOYEE VACCINATION	579.70
EFT55876	02/02/2024	SPUDS GARDENING SERVICES	WEED CONTROL & GARDEN MAINTENANCE AT RED HILL	2,926.00
EFT55877	02/02/2024	ST JOHN AMBULANCE ASSOCIATION	RESTOCK FIRST AID KITS & CHECK DEFIBRILATORS	745.89
EFT55878	02/02/2024	SWAN TOWING SERVICES PTY LTD ATF THE SWAN TOWING TRUST	PLANT TRANSPORTATION COST	550.00
EFT55879	02/02/2024	SYNERGY	ELECTRICITY CHARGES - RED HILL	124.23
EFT55880	02/02/2024	TELSTRA LIMITED	TELEPHONE EXPENSES	1,490.49
EFT55881	02/02/2024	TOTAL ELECTRICAL & MECHANICAL SERVICES PTY LTD	PLANT MAINTENANCE - HAAS GRINDER	343.75
EFT55882	02/02/2024	TOTAL TOOLS MIDLAND	HARDWARE SUPPLIES	145.00
EFT55883	02/02/2024	TOTALLY WORKWEAR MIDLAND	PROTECTIVE CLOTHING	13.51
EFT55884	02/02/2024	TUTT BRYANT EQUIPMENT (BT EQUIPMENT PTY LTD)	REFURBISHMENT TO BOMAG COMPACTOR	802,260.46
EFT55885	02/02/2024	TWISTECH - GREG WOOD	INSTALLED LITTER FENCING AT TIP FACE	9,861.50
EFT55886	02/02/2024	WA BOS SEMI-TRAILER EQUIPMENT PTY LTD	PLANT REPAIRS	2,464.94
EFT55887	02/02/2024	WA BROILER GROWERS ASSOCIATION (INC)	REFUND OF PAYMENT GUARANTEE	6,332.69
EFT55888	02/02/2024	WESTRAC EQUIPMENT PTY LTD	PLANT PARTS & REPAIRS	7,038.37
EFT55889	02/02/2024	WINC AUSTRALIA PTY LTD	STATIONERY & CONSUMABLES	473.57
EFT55890	02/02/2024	WURTH AUSTRALIA PTY LTD	PROTECTIVE CLOTHING	260.91
EFT55891	09/02/2024	ADVANCED LIQUID WASTE - ANTHONY WALSH ATF 88 FAMILY TRUST T/A	LIQUID WASTE MANAGEMENT - RED HILL & HRRP	2,623.50
EFT55892	09/02/2024	AFGRI EQUIPMENT AUSTRALIA PTY LTD	PLANT PARTS	373.00
EFT55893	09/02/2024	AIR FILTER DRY CLEAN SYSTEMS WA	CLEAN & SERVICES FILTERS	772.75
EFT55894	09/02/2024	ALLWORKS (WA) PTY LTD	PLANT HIRE	3,443.66
EFT55895	09/02/2024	AM DIAGNOSTICS	REFUND OF PREPAYMENT	7,791.09
EFT55896	09/02/2024	AMALGAM RECRUITMENT	LABOUR HIRE	7,060.21
EFT55897	09/02/2024	AUSTRALIA AND NEW ZEALAND RECYCLING PLATFORM LTD	CONTRIBUTION TO TECH COLLECT E WASTE PROGRAM COLLECTION ,	1,795.40
EFT55898	09/02/2024	AUSTRALIAN LANDFILL OWNERS ASSOCIATION (ALOA)	ANNUAL MEMBERSHIP RENEWAL	4,730.00



Eastern Metropolitan Regional Council

CEO's DELEGATED PAYMENTS LIST
FOR THE MONTH OF FEBRUARY 2024

Cheque / EFT No	Date	Payee		Amount
EFT55899	09/02/2024	AV TRUCK SERVICES PTY LTD	PLANT PARTS	5,224.08
EFT55900	09/02/2024	B&J CATALANO PTY LTD	LABOUR HIRE	4,620.00
EFT55901	09/02/2024	BAYSWATER AUTO DETAILERS	POOL VEHICLE CLEANING	462.00
EFT55902	09/02/2024	BIN BATH AUSTRALIA PTY LTD	BIN CLEANING	113.74
EFT55903	09/02/2024	BOXEN HOLDINGS PTY LTD	DEGAS OF FRIDGES - TRANSFER STATIONS	3,674.00
EFT55904	09/02/2024	BUNNINGS GROUP LTD	HARDWARE SUPPLIES	1,429.88
EFT55905	09/02/2024	CAPITAL TRANSPORT SERVICES (WA) PTY LTD	COURIER SERVICE	158.03
EFT55906	09/02/2024	CAVALIER PORTABLES & PARK HOMES	PLANT HIRE - WWtE	1,835.16
EFT55907	09/02/2024	CEA SPECIALTY EQUIPMENT PTY LTD T/A DITCH WITCH	PLANT PARTS	253.95
EFT55908	09/02/2024	CITY OF BAYSWATER	AVON DESCENT 2023	23,642.06
EFT55909	09/02/2024	CIVIL AUTO ELECTRICS PTY LTD	PLANT REPAIRS	1,641.75
EFT55910	09/02/2024	CSE CROSSCOM PTY LTD	MICROPHONES FOR TWO-WAY RADIOS	1,093.60
EFT55911	09/02/2024	CUTTING EDGES REPLACEMENT PARTS PTY LTD	PLANT PARTS	1,324.02
EFT55912	09/02/2024	DATA 3 PERTH	SUBSCRIPTION RENEWAL	5,507.15
EFT55913	09/02/2024	DAVID GRAY & CO PTY LTD	HARDWARE SUPPLIES	2,692.25
EFT55914	09/02/2024	DEPARTMENT OF WATER AND ENVIRONMENTAL REGULATION (DWER)	WASTE CONTROL FORMS	308.00
EFT55915	09/02/2024	DRAKE AUSTRALIA PTY LTD	LABOUR HIRE	8,011.62
EFT55916	09/02/2024	ECOLO WA	ODOUR CONTROL SOLUTIONS	3,168.00
EFT55917	09/02/2024	EVERSAFE FIRE PROTECTION	FIRE FIGHTING EQUIPMENT PURCHASE	870.32
EFT55918	09/02/2024	FLEXI STAFF GROUP PTY LTD	LABOUR HIRE	2,344.32
EFT55919	09/02/2024	GOODCHILD ENTERPRISES	BATTERY PURCHASES	809.60
EFT55920	09/02/2024	HAYS SPECIALIST RECRUITMENT	LABOUR HIRE	9,318.32
EFT55921	09/02/2024	HELENE P/L T/AS LO-GO APPOINTMENTS WA	LABOUR HIRE	3,491.14
EFT55922	09/02/2024	HOSEFORCE PTY LTD	HYDRAULIC HOSE SUPPLIES	278.48
EFT55923	09/02/2024	INDUSTRIAL RECRUITMENT PARTNERS	LABOUR HIRE	18,100.18
EFT55924	09/02/2024	JOINT CONSTRUCTION GROUP PTY LTD	INSTALLED INTERNAL WALL CLADDING BOARD TO CTS	5,919.32
EFT55925	09/02/2024	KENNARDS HIRE	PLANT HIRE	1,036.00
EFT55926	09/02/2024	LANDGATE	SLIP SUBSCRIPTION SERVICES	2,827.80
EFT55927	09/02/2024	LLS AUS GROUP PTY LTD	LABOUR HIRE	2,764.33
EFT55928	09/02/2024	MAJOR MOTORS PTY LTD	PLANT PARTS	78.16
EFT55929	09/02/2024	MIDLAND STEEL FABRICATION - RASON HOLDINGS P/L AS TRUSTEE FOR THE MIDLAND STEEL TRUST	PLANT PARTS	15,867.50
EFT55930	09/02/2024	MIDWAY FORD (WA)	VEHICLE SERVICE	515.00
EFT55931	09/02/2024	MOBILE MOUSE	STAFF TRAINING	570.00
EFT55932	09/02/2024	MUNDARING TYREPOWER T/A RACADAGE P/L	PUNCTURE REPAIR	35.00
EFT55933	09/02/2024	MY SAFETY SUPPLY (STARWISE INVESTMENTS PTY LTD)	SAFETY GEARS	316.46
EFT55934	09/02/2024	NOORDEMAN DIESEL	PLANT PARTS	84.24
EFT55935	09/02/2024	OTICON AUSTRALIA P/L T/A AUDIKA	AUDIOLOGICAL ASSESSMENT FOR STAFF	281.05



Eastern Metropolitan Regional Council

CEO's DELEGATED PAYMENTS LIST
FOR THE MONTH OF FEBRUARY 2024

Cheque / EFT No	Date	Payee		Amount
EFT55936	09/02/2024	PERTH QUALITY SERVICES	ADDITIONAL CLEANING - TRANSFER STATIONS	1,025.00
EFT55937	09/02/2024	PIRTEK MALAGA - JH FLUID TRANSFER SOLUTIONS T/AS	PLANT REPAIRS	285.33
EFT55938	09/02/2024	POWERUP AUTO TREATMENTS - CHEMSOL AUSTRALIA PTY LTD T/AS	GREASE - PLANTS	7,796.80
EFT55939	09/02/2024	SAFETY SIGNS SERVICE - BRADY AUSTRALIA PTY LTD T/AS	SIGNAGE	701.05
EFT55940	09/02/2024	SAGE CONSULTANCY	CONSULTING FEES - WESTERN POWER POWER POLES PROJECT	550.00
EFT55941	09/02/2024	SCOTT PRINTERS PTY LTD	PRINTING COSTS - BPOCHURES AND BUSINESS CARDS	506.00
EFT55942	09/02/2024	SEEK LIMITED	ADVERTISEMENT - RECRUITMENT	3,025.00
EFT55943	09/02/2024	SIGN SUPERMARKET	STICKERS	82.50
EFT55944	09/02/2024	SONIC HEALTHPLUS PTY LTD	EMPLOYEE VACCINATION	169.40
EFT55945	09/02/2024	ST JOHN AMBULANCE ASSOCIATION	STAFF TRAINING	89.00
EFT55946	09/02/2024	SWAN FIRE SERVICES	FIRE EQUIPMENT REPAIR & RELOCATION	1,159.62
EFT55947	09/02/2024	SYNERGY	ELECTRICITY CHARGES - HAZELMERE	14,458.61
EFT55948	09/02/2024	TJ DEPIAZZI & SONS	PRODUCT TRANSPORTATION COSTS	4,287.80
EFT55949	09/02/2024	TOTAL TOOLS MIDLAND	HARDWARE SUPPLIES	1,270.00
EFT55950	09/02/2024	TOTALLY WORKWEAR MIDLAND	PROTECTIVE CLOTHING	614.45
EFT55951	09/02/2024	TRADEFAIRE INTERNATIONAL PTY LTD	PUNCTURE REPAIRS	468.60
EFT55952	09/02/2024	TRUCKLINE - SPECIALIST WHOLESALERS PTY LTD T/AS	PLANT PARTS	286.01
EFT55953	09/02/2024	TUTT BRYANT EQUIPMENT (BT EQUIPMENT PTY LTD)	PLANT SERVICE & MAINTENANCE	14,261.36
EFT55954	09/02/2024	WA SAFETY PRODUCTS	PROTECTIVE GEARS	415.67
EFT55955	09/02/2024	WESTRAC EQUIPMENT PTY LTD	PLANT PARTS, SERVICE & MAINTENANCE	29,866.25
EFT55956	09/02/2024	WEX MOTORPASS	FLEET FUEL PURCHASES	2,336.85
EFT55957	09/02/2024	WINC AUSTRALIA PTY LTD	STATIONERY & CONSUMABLES	1,119.94
EFT55958	09/02/2024	WORK CLOBBER	PROTECTIVE CLOTHING	101.60
EFT55959	09/02/2024	WREN OIL	WASTE OIL REMOVAL	16.50
EFT55960	16/02/2024	AIR FILTER DRY CLEAN SYSTEMS WA	CLEAN & SERVICES FILTERS	159.78
EFT55961	16/02/2024	AJL PLUMBING & GAS	REPAIR & REPLACE HWS - RED HILL	1,309.00
EFT55962	16/02/2024	AMALGAM RECRUITMENT	LABOUR HIRE	8,254.85
EFT55963	16/02/2024	AUSSIE NATURAL SPRING WATER	BOTTLED WATER	161.25
EFT55964	16/02/2024	AUSTRALIAN INSTITUTE OF MANAGEMENT - AIM	STAFF TRAINING	825.00
EFT55965	16/02/2024	B&J CATALANO PTY LTD	LABOUR HIRE	4,620.00
EFT55966	16/02/2024	BIG BUBBLE	CLEANING SOLUTIONS	43.40
EFT55967	16/02/2024	BOBCAT ATTACH	PLANT REPAIR	165.00
EFT55968	16/02/2024	BP AUSTRALIA PTY LTD	FUEL PURCHASES	52,081.65
EFT55969	16/02/2024	CHARLES SERVICE COMPANY	CLEANING SERVICES - RED HILL	3,047.41
EFT55970	16/02/2024	CHILD SUPPORT	EMPLOYEE DEDUCTION	346.63
EFT55971	16/02/2024	CIVIL AUTO ELECTRICS PTY LTD	PLANT REPAIRS	3,053.60
EFT55972	16/02/2024	CIVIL CONTRACTORS FEDERATION WESTERN AUSTRALIA LTD	MEMBERSHIP RENEWAL	1,233.30



Eastern Metropolitan Regional Council

CEO's DELEGATED PAYMENTS LIST
FOR THE MONTH OF FEBRUARY 2024

Cheque / EFT No	Date	Payee		Amount
EFT55973	16/02/2024	CJD EQUIPMENT PTY LTD	PLANT MAINTENANCE & SERVICE	910.34
EFT55974	16/02/2024	CSE CROSSCOM PTY LTD	TWO-WAY RADIO RENTAL	3,031.60
EFT55975	16/02/2024	CUTTING EDGES REPLACEMENT PARTS PTY LTD	PLANT PARTS	1,236.02
EFT55976	16/02/2024	DRAKE AUSTRALIA PTY LTD	LABOUR HIRE	7,883.74
EFT55977	16/02/2024	ECO ENVIRONMENTAL (BENFOSTER PTY LTD)	FILTERS FOR WATER SAMPLING	4,664.00
EFT55978	16/02/2024	ELAN ENERGY MATRIX	TYRE DISPOSAL COSTS - TRANSFER STATION	729.74
EFT55979	16/02/2024	ENVIRO SWEEP	SITE SWEEPING - RED HILL	783.44
EFT55980	16/02/2024	FLEXI STAFF GROUP PTY LTD	LABOUR HIRE	1,780.35
EFT55981	16/02/2024	FOSTER PLUMBING AND GAS	PLUMBING SERVICE - HAZELMERE	12,662.10
EFT55982	16/02/2024	GREENS ELECTRICAL SERVICE	ELECTRICAL MAINTENANCE - RED HILL	596.23
EFT55983	16/02/2024	HAYS SPECIALIST RECRUITMENT	LABOUR HIRE	3,833.46
EFT55984	16/02/2024	HELENE P/L T/AS LO-GO APPOINTMENTS WA	LABOUR HIRE	14,084.94
EFT55985	16/02/2024	HERCULES MOBILES PTY LTD	EQUIPMENT HIRE	220.00
EFT55986	16/02/2024	HOSEFORCE PTY LTD	PLANT PARTS	80.28
EFT55987	16/02/2024	INDUSTRIAL RECRUITMENT PARTNERS	LABOUR HIRE	19,422.08
EFT55988	16/02/2024	INTEGRATED ICT	IT SUPPORT	4,016.10
EFT55989	16/02/2024	JOINT CONSTRUCTION GROUP PTY LTD	VARIOUS WORKS - BAYWASTE	48,141.46
EFT55990	16/02/2024	KLB SYSTEMS	COMPUTER HARDWARE PURCHASES	3,630.00
EFT55991	16/02/2024	LLS AUS GROUP PTY LTD	LABOUR HIRE	596.23
EFT55992	16/02/2024	LUNCH AT SUE'S	CATERING COSTS	109.00
EFT55993	16/02/2024	MAJOR MOTORS PTY LTD	PLANT REPAIR	4,722.51
EFT55994	16/02/2024	NORTHAM'S AVON DESCENT ASSOCIATION	SPONSORSHIP AGREEMENT - AVON DESCENT FAMILY FUN DAY	3,300.00
EFT55995	16/02/2024	PAYG PAYMENTS	PAYG TAXATION PAYMENT	114,202.00
EFT55996	16/02/2024	PETRO MIN ENGINEERS	CONSULTING FEE - LOTS 8,9 & 10 AT RED HILL	8,787.90
EFT55997	16/02/2024	PIRTEK MALAGA - JH FLUID TRANSFER SOLUTIONS T/AS	PLANT REPAIRS	760.55
EFT55998	16/02/2024	PIRTEK MIDLAND (M & B HYDRAULICS PTY LTD)	HYDRAULIC HOSE SUPPLIES	1,497.42
EFT55999	16/02/2024	RAUBEX CONSTRUCTION	LEACHATE POND REDEVELOPMENT - RED HILL	368,469.92
EFT56000	16/02/2024	RELATIONSHIPS AUSTRALIA WA INC	EAP - COUNSELLING FEES	170.50
EFT56001	16/02/2024	ROYAL WOLF AUSTRALIA - UNITED RENTALS AUSTRALIA P/L TA	EQUIPMENT RENTAL - BAYWASTE	265.05
EFT56002	16/02/2024	SAFE WORK LABORATORIES PTY LTD	WORK HEALTH & SAFETY EQUIPMENT PURCHASE	687.50
EFT56003	16/02/2024	SKYLINE LANDSCAPE SERVICES	GARDEN MAINTENANCE - BAYWASTE	1,166.00
EFT56004	16/02/2024	SNAP BELMONT (BELSNAP PTY LTD)	PRINTING COSTS - DAMAGE WAIVER	786.50
EFT56005	16/02/2024	SONIC HEALTHPLUS PTY LTD	PRE-EMPLOYMENT MEDICAL & VACCINATION	2,280.30
EFT56006	16/02/2024	SOUTHERN CROSS UNIVERSITY (ENVIRONMENTAL ANALYSIS LABORATORY)	CHEMICAL ANALYSIS - FOGO	1,240.47
EFT56007	16/02/2024	SYNERGY	ELECTRICITY CHARGES - RED HILL	5,415.34
EFT56008	16/02/2024	TALIS CONSULTANTS	CONSULTING FEE - LEACHATE POND	214.50
EFT56009	16/02/2024	TRUCKLINE - SPECIALIST WHOLESALERS PTY LTD T/AS	PLANT PARTS	2,221.86



Eastern Metropolitan Regional Council

CEO's DELEGATED PAYMENTS LIST
FOR THE MONTH OF FEBRUARY 2024

Cheque / EFT No	Date	Payee		Amount
EFT56010	16/02/2024	UPP OPERATIONS T/A UPPAREL	TEXTILE RECYCLING COLLECTION	118.80
EFT56011	16/02/2024	VALUEPART AND TRACK SOLUTIONS PTY LTD T/AS VALUEPART AUSTRALIA	PLANT PARTS	25,736.00
EFT56012	16/02/2024	VISION INTELLIGENCE PTY LTD	CAMERA HIRE	2,975.28
EFT56013	16/02/2024	WA MACHINERY GLASS	PLANT REPAIR	374.00
EFT56014	16/02/2024	WESTRAC EQUIPMENT PTY LTD	PLANT PARTS, SERVICE & MAINTENANCE	4,355.36
EFT56015	16/02/2024	WINC AUSTRALIA PTY LTD	STATIONERY & CONSUMABLES	691.47
EFT56016	16/02/2024	WORK CLOBBER	PROTECTIVE CLOTHING	75.60
EFT56017	20/02/2024	DEPUTY COMMISSIONER OF TAXATION	GST PAYMENT	61,318.00
EFT56018	20/02/2024	NESSCO GROUP	AIR COMPRESSOR INSTALLATION	9,350.00
EFT56019	20/02/2024	SYNERGY	ELECTRICITY CHARGES - ASCOT PLACE	4,361.97
EFT56020	20/02/2024	TELSTRA LIMITED	TELEPHONE EXPENSES	8,156.43
EFT56021	23/02/2024	360 SPORT & CUSTOM	PLANT PARTS	495.00
EFT56022	23/02/2024	ABA AUTOMATIC GATES WA	INSTALLATION OF AUTOMATIC FRONT GATE - RED HILL	52,675.65
EFT56023	23/02/2024	ADM MIGRATION AUSTRALIA PTY LTD	CONSULTING FEES - HR	1,196.00
EFT56024	23/02/2024	AIR FILTER DRY CLEAN SYSTEMS WA	CLEAN & SERVICES FILTERS	945.73
EFT56025	23/02/2024	AIR-MET SCIENTIFIC PTY LTD	WATER & LEACHATE MONITORING EQUIPMENT	12,806.31
EFT56026	23/02/2024	ALL TERRAIN SERVICES	PLANT HIRE	6,325.00
EFT56027	23/02/2024	ALLIGHTSYKES PTY LTD	TURNING GAS ENGINE OVER FOR WWtE	619.30
EFT56028	23/02/2024	ALLUSED PTY LTD	HIRE OF HYDRAULIC GRAB FOR HAZELMERE	3,382.50
EFT56029	23/02/2024	ALLWEST PLANT HIRE	PLANT HIRE & LABOUR HIRE	39,857.02
EFT56030	23/02/2024	ALSCO PERTH	HYGIENE SERVICES	42.19
EFT56031	23/02/2024	AMALGAM RECRUITMENT	LABOUR HIRE	7,986.70
EFT56032	23/02/2024	AUSCO MODULAR PTY LTD	PLANT HIRE - HAZELMERE	3,146.62
EFT56033	23/02/2024	AUSTRALIAN COMMUNICATIONS & MEDIA AUTHORITY ACMA	ANNUAL LICENCE RENEWAL - RED HILL	71.00
EFT56034	23/02/2024	AV TRUCK SERVICES PTY LTD	PLANT PARTS	845.92
EFT56035	23/02/2024	B&J CATALANO PTY LTD	LABOUR HIRE	6,468.00
EFT56036	23/02/2024	BOSORIMA TAS MAIL PLUS PERTH	MAIL SERVICE	422.82
EFT56037	23/02/2024	BRING COURIERS	COURIER SERVICE	352.07
EFT56038	23/02/2024	BUCHER MUNICIPAL PTY LTD	PLANT PARTS	924.75
EFT56039	23/02/2024	BUNNINGS GROUP LTD	HARDWARE SUPPLIES	113.12
EFT56040	23/02/2024	CAVALIER PORTABLES & PARK HOMES	PLANT HIRE - WWtE	1,835.16
EFT56041	23/02/2024	CJD EQUIPMENT PTY LTD	PLANT MAINTENANCE & SERVICE	3,534.74
EFT56042	23/02/2024	COLIN PUMPHREY	CONSULTING FEE - REGIONAL WASTE COLLECTION MODEL	630.00
EFT56043	23/02/2024	COMPU-STOR	IT BACKUP DATA SERVICES	1,037.38
EFT56044	23/02/2024	CRAIG EWART T/AS STRIKE MAINTENANCE	GENERAL MAINTENANCE - HAZELMERE	740.00
EFT56045	23/02/2024	CREDITORWATCH	ONLINE CREDIT REFERENCE CHECKS	588.50
EFT56046	23/02/2024	DAMSTRA TECHNOLOGY PTY LTD	MEMBERSHIP RENEWAL	631.40



Eastern Metropolitan Regional Council

CEO's DELEGATED PAYMENTS LIST
FOR THE MONTH OF FEBRUARY 2024

Cheque / EFT No	Date	Payee		Amount
EFT56047	23/02/2024	DAVID GRAY & CO PTY LTD	HARDWARE SUPPLIES	13,711.50
EFT56048	23/02/2024	DBD ENVIRONMENTAL P/L T/A ENNOVO	PLANT SERVICE & MAINTENANCE	803.20
EFT56049	23/02/2024	DRAKE AUSTRALIA PTY LTD	LABOUR HIRE	5,369.68
EFT56050	23/02/2024	ENVIRO SWEEP	SITE SWEEPING - HAZELMERE	4,364.86
EFT56051	23/02/2024	FLEET DYNAMICS PTY LTD	MONTHLY EQUIPMENT HIRE FEE	181.50
EFT56052	23/02/2024	FRESH GIFT GROUP PTY LTD	STAFF AMENITIES	733.20
EFT56053	23/02/2024	FUJIFILM BUSINESS INNOVATION AUSTRALIA PTY LTD	PHOTOCOPIER MAINTENANCE & SUPPLIES	471.87
EFT56054	23/02/2024	GALLOWAY ELECTRICAL CONTRACTORS	PLANT REPAIR	319.00
EFT56055	23/02/2024	HAYS SPECIALIST RECRUITMENT	LABOUR HIRE	3,935.32
EFT56056	23/02/2024	HELENE P/L T/AS LO-GO APPOINTMENTS WA	LABOUR HIRE	3,671.71
EFT56057	23/02/2024	HOSEFORCE PTY LTD	PLANT PARTS	6,619.09
EFT56058	23/02/2024	INDUSTRIAL RECRUITMENT PARTNERS	LABOUR HIRE	18,425.35
EFT56059	23/02/2024	INTEGRATED ICT	IT SUPPORT	3,889.63
EFT56060	23/02/2024	KENNARDS HIRE	PLANT HIRE	1,036.00
EFT56061	23/02/2024	MA SERVICES GROUP PTY LTD	SECURITY MONITORING	7,782.83
EFT56062	23/02/2024	MAJOR MOTORS PTY LTD	PLANT PARTS	31.60
EFT56063	23/02/2024	MANDALAY TECHNOLOGIES PTY LTD	WEIGHBRIDGE COMPUTER - SERVICE & HARDWARE FOR RED HILL	33,171.60
EFT56064	23/02/2024	MARKETFORCE (OMNICOM MEDIA GROUP AUSTRALIA PTY LTD)	GOVERNANCE NOTICES	1,628.66
EFT56065	23/02/2024	MARSMEN PLUMBING	BUILDING MAINTENANCE - ASCOT PLACE	234.30
EFT56066	23/02/2024	MUNDARING TYREPOWER T/A RACADAGE P/L	PUNCTURE REPAIRS	35.00
EFT56067	23/02/2024	OEM GROUP 2006 PTY LTD	PLANT PARTS	114.27
EFT56068	23/02/2024	ONSITE RENTALS PTY LTD	MONTHLY RENTAL - HAZELMERE TRANSPORTABLE ADMIN BUILDING	5,371.37
EFT56069	23/02/2024	OTICON AUSTRALIA P/L T/A AUDIKA	AUDIOLOGICAL ASSESSMENT FOR STAFF	204.05
EFT56070	23/02/2024	OTR TYRES T/A TKPH PTY LTD	TYRE REPLACEMENTS	2,060.30
EFT56071	23/02/2024	PERTH BIN HIRE - IWM (PBH) PTY LTD T/A	SKIP BIN HIRE	3,150.00
EFT56072	23/02/2024	PERTH ENERGY PTY LTD	GAS SUPPLY - WWtE	176.13
EFT56073	23/02/2024	PERTH MATTRESS & FURNITURE RECYCLING COMPANY	MATTRESS COLLECTION SERVICE - BAYWASTE & HAZELMERE	52,635.00
EFT56074	23/02/2024	PINNACLE HIRE WA PTY LTD	EQUIPMENT RENTAL	4,574.41
EFT56075	23/02/2024	PIRTEK MIDLAND (M & B HYDRAULICS PTY LTD)	HYDRAULIC HOSE SUPPLIES	204.69
EFT56076	23/02/2024	PRAMUKH ELECTRICALS PTY LTD ALSO KNOWN AS I2O SERVICES	ELECTRICAL SUPPORT - WWtE	38,238.81
EFT56077	23/02/2024	PRUDENTIAL INVESTMENT SERVICES CORP P/L	INVESTMENT ADVISORY SERVICES	2,168.74
EFT56078	23/02/2024	QUAD SERVICES PTY LTD	CLEANING SERVICES & CONSUMABLES - HRRP	4,443.68
EFT56079	23/02/2024	REMONDIS AUSTRALIA PTY LTD	COLLECTION OF PAPER RECYCLABLES	40.66
EFT56080	23/02/2024	RUDD INDUSTRIAL	PLANT PARTS	5.09
EFT56081	23/02/2024	SAFE WORK LABORATORIES PTY LTD	WORK HEALTH & SAFETY EQUIPMENT PURCHASE	704.00
EFT56082	23/02/2024	SAGE CONSULTANCY	CONSULTING FEES - FOGO COMPOST PRODUCTION	1,100.00
EFT56083	23/02/2024	SCOTT PRINTERS PTY LTD	PRINTING COSTS - BIN LABELS	724.90



Eastern Metropolitan Regional Council

CEO's DELEGATED PAYMENTS LIST
FOR THE MONTH OF FEBRUARY 2024

Cheque / EFT No	Date	Payee		Amount
EFT56084	23/02/2024	SETON AUSTRALIA - BRADY AUSTRALIA PTY LTD T/AS	PROTECTIVE GEARS	639.34
EFT56085	23/02/2024	SOCO STUDIOS	PHOTOGRAPHY- AVON DESCENT 2023	1,265.00
EFT56086	23/02/2024	SONIC HEALTHPLUS PTY LTD	PRE-EMPLOYMENT MEDICAL & VACCINATION	938.30
EFT56087	23/02/2024	SWAN FIRE SERVICES	FIRE EQUIPMENT INSPECTION & SERVICE	1,242.13
EFT56088	23/02/2024	SYNERGY	ELECTRICITY CHARGES - HAZELMERE & C&I	2,277.90
EFT56089	23/02/2024	TALIS CONSULTANTS	CONSULTING FEE - VARIOUS PROJECTS	17,769.13
EFT56090	23/02/2024	TELSTRA LIMITED	TELEPHONE EXPENSES	42.76
EFT56091	23/02/2024	TENDERLINK	ADVERTISING COSTS - TENDER	369.60
EFT56092	23/02/2024	TIM DAVIES LANDSCAPING PTY LTD (TDL)	GARDEN MAINTENANCE ASCOT PLACE	2,733.16
EFT56093	23/02/2024	TOTALLY WORKWEAR MIDLAND	PROTECTIVE CLOTHING	439.01
EFT56094	23/02/2024	TRADEFAIRE INTERNATIONAL PTY LTD	TYRE REPLACEMENTS	5,401.00
EFT56095	23/02/2024	TUTT BRYANT EQUIPMENT (BT EQUIPMENT PTY LTD)	PLANT SERVICE & MAINTENANCE	5,832.44
EFT56096	23/02/2024	UNITED EQUIPMENT PTY LTD	PLANT SERVICE & MAINTENANCE	622.60
EFT56097	23/02/2024	UPP OPERATIONS T/A UPPAREL	EQUIPMENT HIRE	55.00
EFT56098	23/02/2024	URBAN RESOURCES PTY LTD	PLANT HIRE	25,080.00
EFT56099	23/02/2024	VEOLIA RECYCLING & RECOVERY	FOGO BIN	66.14
EFT56100	23/02/2024	WASTETRANS WA - APPALA HOLDINGS PTY LTD T/AS	PRODUCT TRANSPORTATION COSTS	57,796.20
EFT56101	23/02/2024	WATERLOGIC AUSTRALIA PTY LTD	EQUIPMENT RENTAL & SERVICE FEE	877.50
EFT56102	23/02/2024	WEST - SURE GROUP PTY LTD	COURIER SERVICE	605.02
EFT56103	23/02/2024	WEST TIP WASTE CONTROL	SKIP BIN HIRE	825.00
EFT56104	23/02/2024	WESTERN TREE RECYCLERS	EQUIPMENT HIRE	550.00
EFT56105	23/02/2024	WESTRAC EQUIPMENT PTY LTD	PLANT HIRE	3,132.32
EFT56106	23/02/2024	WILLIAMS & HUGHES PTY LTD	LEGAL ADVICE & AGREEMENT PREPARATION	3,654.75
EFT56107	23/02/2024	WINC AUSTRALIA PTY LTD	STATIONERY & CONSUMABLES	483.74
EFT56108	23/02/2024	WREN OIL	WASTE OIL REMOVAL	33.00
EFT56109	23/02/2024	WURTH AUSTRALIA PTY LTD	HARDWARE SUPPLIES	1,825.01
EFT56110	26/02/2024	MAJOR MOTORS PTY LTD	PURCHASE OF A SIDE LOADER	147,500.00
EFT56111	26/02/2024	ODOUR CONTROL SYSTEMS INTERNATIONAL LTD	ALTERNATIVE DAILY COVER MATERIAL	19,247.39
EFT56112	28/02/2024	MAJOR MOTORS PTY LTD	PURCHASE OF TWO SIDE LOADERS	295,000.00
EFT56113	28/02/2024	MCLEODS BARRISTERS & SOLICITORS	LEGAL ADVICE	3,126.20
220801	05/02/2024	EMRC PETTY CASH - ASCOT	PETTY CASH RECOUP	78.95
220802	05/02/2024	EMRC PETTY CASH - COPPIN ROAD	PETTY CASH RECOUP	99.65
220803	05/02/2024	EMRC PETTY CASH - MATHIESON ROAD	PETTY CASH RECOUP	46.15
220804	05/02/2024	EMRC PETTY CASH - RED HILL	PETTY CASH RECOUP	60.15
220805	09/02/2024	WATER CORPORATION	WATER USAGE - ASCOT PLACE & HAZELMERE	871.33
PAY 2024-17	14/02/2024	PAYROLL	PAYROLL	314,430.48
PAY 2024-18	28/02/2024	PAYROLL	PAYROLL	334,766.70



Eastern Metropolitan Regional Council

CEO's DELEGATED PAYMENTS LIST
FOR THE MONTH OF FEBRUARY 2024

Cheque / EFT No	Date	Payee	Amount
1*FEB24	01/02/2024	BANK CHARGES	2,512.54
DD27026.1	01/02/2024	PLUM SUPERANNUATION FUND (MLC)	2,167.50
DD27027.1	01/02/2024	AWARE SUPER PTY LTD (FORMALLY FIRST STATE SUPER)	31,706.15
DD27027.2	01/02/2024	MARANI SUPER FUND	1,276.76
DD27027.3	01/02/2024	MY NORTH SUPER (THE TRUSTEE FOR WEALTH PERSONAL SUPERANNUATION & PENSION FUND)	2,021.37
DD27027.4	01/02/2024	CBUS INDUSTRY SUPER	3,549.48
DD27027.5	01/02/2024	RETIREMENT PORTFOLIO SERVICE (ANZ SMART CHOICE SUPER)	1,197.45
DD27027.6	01/02/2024	MLC SUPER FUND	888.47
DD27027.7	01/02/2024	FIRST SUPER	1,211.54
DD27027.8	01/02/2024	HUB24 SUPER FUND	335.24
DD27027.9	01/02/2024	UNISUPER	606.48
DD27027.10	01/02/2024	COLONIAL FIRST STATE FIRSTCHOICE (EMPLOYER SUPER)	778.51
DD27027.11	01/02/2024	MERCER SMART SUPER PLAN	377.68
DD27027.12	01/02/2024	AMP FLEXIBLE LIFETIME SUPER	1,338.34
DD27027.13	01/02/2024	PLUM SUPERANNUATION FUND (MLC)	741.75
DD27027.14	01/02/2024	PRIME SUPER	313.22
DD27027.15	01/02/2024	EQUIPSUPER SUPERANNUATION FUND	419.55
DD27027.16	01/02/2024	AUSTRALIAN ETHICAL SUPER	346.89
DD27027.17	01/02/2024	THE TRUSTEE FOR PICKWORTH SUPERANNUATION FUND	666.66
DD27027.18	01/02/2024	SIMPLE CHOICE SUPER (SLATE SUPER)	348.08
DD27027.19	01/02/2024	LEGALSUPER	585.87
DD27027.20	01/02/2024	HOSTPLUS SUPERANNUATION FUND	5,853.69
DD27027.21	01/02/2024	PANORAMA SUPER	672.29
DD27027.22	01/02/2024	AUSTRALIAN SUPER	15,685.35
DD27027.23	01/02/2024	RETAIL EMPLOYEES SUPERANNUATION TRUST (REST SUPER)	1,321.36
DD27027.24	01/02/2024	AUSTRALIAN RETIREMENT TRUST	1,566.80
DD27027.25	01/02/2024	ONEPATH MASTERFUND (ANZ)	256.86
DD27028.1	11/02/2024	AWARE SUPER PTY LTD (FORMALLY FIRST STATE SUPER)	31,504.16
DD27028.2	11/02/2024	MARANI SUPER FUND	1,276.76
DD27028.3	11/02/2024	MY NORTH SUPER (THE TRUSTEE FOR WEALTH PERSONAL SUPERANNUATION & PENSION FUND)	2,028.18
DD27028.4	11/02/2024	CBUS INDUSTRY SUPER	3,381.23
DD27028.5	11/02/2024	RETIREMENT PORTFOLIO SERVICE (ANZ SMART CHOICE SUPER)	1,286.04
DD27028.6	11/02/2024	MLC SUPER FUND	888.47
DD27028.7	11/02/2024	FIRST SUPER	1,211.54
DD27028.8	11/02/2024	HUB24 SUPER FUND	115.45
DD27028.9	11/02/2024	UNISUPER	606.48
DD27028.10	11/02/2024	COLONIAL FIRST STATE FIRSTCHOICE (EMPLOYER SUPER)	886.29



Eastern Metropolitan Regional Council

CEO's DELEGATED PAYMENTS LIST
FOR THE MONTH OF FEBRUARY 2024

Cheque / EFT No	Date	Payee		Amount
DD27028.11	11/02/2024	THE TRUSTEE FOR DEN HAAN SUPER FUND	SUPERANNUATION	1,020.47
DD27028.12	11/02/2024	AMP FLEXIBLE LIFETIME SUPER	SUPERANNUATION	1,287.60
DD27028.13	11/02/2024	MERCER SMART SUPER PLAN	SUPERANNUATION	372.45
DD27028.14	11/02/2024	PLUM SUPERANNUATION FUND (MLC)	SUPERANNUATION	673.12
DD27028.15	11/02/2024	PRIME SUPER	SUPERANNUATION	315.17
DD27028.16	11/02/2024	EQUIPSUPER SUPERANNUATION FUND	SUPERANNUATION	321.42
DD27028.17	11/02/2024	AUSTRALIAN ETHICAL SUPER	SUPERANNUATION	365.64
DD27028.18	11/02/2024	THE TRUSTEE FOR PICKWORTH SUPERANNUATION FUND	SUPERANNUATION	583.75
DD27028.19	11/02/2024	SIMPLE CHOICE SUPER (SLATE SUPER)	SUPERANNUATION	87.31
DD27028.20	11/02/2024	SUPER FUND	SUPERANNUATION	26.40
DD27028.21	11/02/2024	LEGALSUPER	SUPERANNUATION	575.79
DD27028.22	11/02/2024	HOSTPLUS SUPERANNUATION FUND	SUPERANNUATION	5,695.65
DD27028.23	11/02/2024	PANORAMA SUPER	SUPERANNUATION	692.87
DD27028.24	11/02/2024	AUSTRALIAN SUPER	SUPERANNUATION	14,948.62
DD27028.25	11/02/2024	RETAIL EMPLOYEES SUPERANNUATION TRUST (REST SUPER)	SUPERANNUATION	1,593.24
DD27028.26	11/02/2024	AUSTRALIAN RETIREMENT TRUST	SUPERANNUATION	1,443.83
DD27028.27	11/02/2024	ONEPATH MASTERFUND (ANZ)	SUPERANNUATION	330.05
2536	15/02/2024	COMMONWEALTH BANK OF AUSTRALIA	TERM DEPOSIT INVESTMENT	21,000,000.00
2537	14/02/2024	BLUE ENGINEERING S.R.L	CONSULTING FEES - WWIE	17,391.30
2538	09/02/2024	SUNCORP BANK	TERM DEPOSIT INVESTMENT	4,000,000.00
2539	16/02/2024	WBC - CORPORATE MASTERCARD - ANNETTE NORTH	CREDIT CARD PURCHASES	912.83
2540	16/02/2024	WBC - CORPORATE MASTERCARD - BRADLEY LACEY	CREDIT CARD PURCHASES	363.96
2541	16/02/2024	WBC - CORPORATE MASTERCARD - DAVID SCHMIDT	CREDIT CARD PURCHASES	1,506.83
2542	16/02/2024	WBC - CORPORATE MASTERCARD - H LIEW	CREDIT CARD PURCHASES	614.71
2543	16/02/2024	WBC - CORPORATE MASTERCARD - IZABELLA KRZYSKO	CREDIT CARD PURCHASES	104.00
2544	16/02/2024	WBC - CORPORATE MASTERCARD - K NAKHONTHAT	CREDIT CARD PURCHASES	569.00
2545	16/02/2024	WBC - CORPORATE MASTERCARD - KIRI CAREW	CREDIT CARD PURCHASES	290.94
2546	16/02/2024	WBC - CORPORATE MASTERCARD - MARCUS GEISLER	CREDIT CARD PURCHASES	32.00
2547	16/02/2024	WBC - CORPORATE MASTERCARD - MARINDA ROUX	CREDIT CARD PURCHASES	2,791.14
2548	16/02/2024	WBC - CORPORATE MASTERCARD - S FITZPATRICK	CREDIT CARD PURCHASES	523.57
2549	16/02/2024	WBC - CORPORATE MASTERCARD - SINEAD O'NEILL	CREDIT CARD PURCHASES	247.61
2550	16/02/2024	WBC - CORPORATE MASTERCARD - T BEINHAUER	CREDIT CARD PURCHASES	1,051.68
2551	16/02/2024	WBC - CORPORATE MASTERCARD - T ECKSTEIN	CREDIT CARD PURCHASES	517.01
2552	16/02/2024	WBC - CORPORATE MASTERCARD - W HARRIS	CREDIT CARD PURCHASES	981.90
2553	16/02/2024	WBC - CORPORATE MASTERCARD - Z WILLIAMSON	CREDIT CARD PURCHASES	715.26
2554	28/02/2024	AUSTRACLEAR LIMITED (ASX)	FINANCIAL SERVICES FEE	30.80
2555	23/02/2024	NATIONAL AUSTRALIA BANK	TERM DEPOSIT INVESTMENT	3,000,000.00



Eastern Metropolitan Regional Council

CEO's DELEGATED PAYMENTS LIST
FOR THE MONTH OF FEBRUARY 2024

Cheque / EFT No	Date	Payee	Amount
2556	29/02/2024	NATIONAL AUSTRALIA BANK TERM DEPOSIT INVESTMENT	4,000,000.00
SUB TOTAL			36,735,142.29
LESS CANCELLED EFTs & CHEQUES			Nil
TOTAL			36,735,142.29

REPORT

Bank Code Bank

EMRC - Municipal Fund	36,735,142.29
------------------------------	----------------------

All Employee Superannuation obligations for the period February 2024 have been paid by the EMRC.



Eastern Metropolitan Regional Council

PURCHASING CARDS AND CREDIT CARDS PAYMENTS LIST
FOR THE MONTH OF FEBRUARY 2024

Cheque / EFT No	Date	Payee		Amount	EFT Amount
EFT55839	02/02/2024	BUNNINGS GROUP LTD			302.72
	5/01/2024	SITE SUPERVISOR - HZ	HARDWARE SUPPLIES	302.72	
EFT55904	09/02/2024	BUNNINGS GROUP LTD			1,429.88
	12/01/2024	COORDINATOR ADMINISTRATION	HARDWARE SUPPLIES	191.21	
	16/01/2024	MANAGER WOOD WASTE TO ENERGY	HARDWARE SUPPLIES	1,238.67	
EFT55956	09/02/2024	WEX MOTORPASS			2,336.85
	01/01/2024	ASCOT PLACE POOL VEHICLE 1 - COROLLA	ROADSIDE ASSIST	9.08	
	31/01/2024	ASCOT PLACE POOL VEHICLE 1 - COROLLA	MANAGEMENT FEE	4.00	
	30/01/2024	ASCOT PLACE POOL VEHICLE - IT	FUEL PURCHASE	62.98	
	31/01/2024	ASCOT PLACE POOL VEHICLE - IT	REPLACEMENT CARD	8.00	
	31/01/2024	ASCOT PLACE POOL VEHICLE - IT	MANAGEMENT FEE	4.00	
	31/01/2024	COORDINATOR, SALES AND MARKETING	REPLACEMENT CARD	8.00	
	31/01/2024	COORDINATOR, SALES AND MARKETING	MANAGEMENT FEE	4.00	
	31/01/2024	HAZELMERE POOL VEHICLE	REPLACEMENT CARD	8.00	
	31/01/2024	HAZELMERE POOL VEHICLE	MANAGEMENT FEE	4.00	
	05/01/2024	HAZELMERE POOL VEHICLE	FUEL PURCHASE	89.13	
	31/01/2024	HAZELMERE MINOR PLANT	MANAGEMENT FEE	4.00	
	31/01/2024	MANAGER, RED HILL WASTE MANAGEMENT FACILITY	MANAGEMENT FEE	4.00	
	27/01/2024	SITE SUPERVISOR - RH 1	FUEL PURCHASE	112.36	
	31/01/2024	SITE SUPERVISOR - RH 1	REPLACEMENT CARD	8.00	
	31/01/2024	SITE SUPERVISOR - RH 1	MANAGEMENT FEE	4.00	
	02/01/2024	SITE SUPERVISOR - RH 1	ROADSIDE ASSIST	9.08	
	31/01/2024	SITE SUPERVISOR - RH 2	MANAGEMENT FEE	4.00	
	31/01/2024	SITE SUPERVISOR - HZ	MANAGEMENT FEE	4.00	
	02/01/2024	SALES AND MARKETING REPRESENTATIVE 2	FUEL PURCHASE	67.23	
	08/01/2024	SALES AND MARKETING REPRESENTATIVE 2	FUEL PURCHASE	71.50	
	14/01/2024	SALES AND MARKETING REPRESENTATIVE 2	FUEL PURCHASE	80.82	
	18/01/2024	SALES AND MARKETING REPRESENTATIVE 2	FUEL PURCHASE	91.76	
	24/01/2024	SALES AND MARKETING REPRESENTATIVE 2	ROADSIDE ASSIST	9.08	
	25/01/2024	SALES AND MARKETING REPRESENTATIVE 2	FUEL PURCHASE	85.85	
	31/01/2024	SALES AND MARKETING REPRESENTATIVE 2	MANAGEMENT FEE	4.00	
	05/01/2024	SALES AND MARKETING REPRESENTATIVE 1	FUEL PURCHASE	88.56	
	11/01/2024	SALES AND MARKETING REPRESENTATIVE 1	FUEL PURCHASE	22.78	
	12/01/2024	SALES AND MARKETING REPRESENTATIVE 1	FUEL PURCHASE	73.48	
	22/01/2024	SALES AND MARKETING REPRESENTATIVE 1	FUEL PURCHASE	79.50	
	31/01/2024	SALES AND MARKETING REPRESENTATIVE 1	REPLACEMENT CARD	8.00	
	31/01/2024	SALES AND MARKETING REPRESENTATIVE 1	MANAGEMENT FEE	4.00	
	17/01/2024	MANAGER ENGINEERING	FUEL PURCHASE	58.92	
	31/01/2024	MANAGER ENGINEERING	MANAGEMENT FEE	4.00	
	10/01/2024	HEAVY DUTY MECHANIC	ROADSIDE ASSIST	9.08	
	31/01/2024	HEAVY DUTY MECHANIC	REPLACEMENT CARD	8.00	
	31/01/2024	HEAVY DUTY MECHANIC	MANAGEMENT FEE	4.00	



Eastern Metropolitan Regional Council
PURCHASING CARDS AND CREDIT CARDS PAYMENTS LIST
FOR THE MONTH OF FEBRUARY 2024

Cheque / EFT No	Date	Payee	Amount	EFT Amount
	05/01/2024	WOOD WASTE TEAM	ROADSIDE ASSIST	6.88
	31/01/2024	WOOD WASTE TEAM	REPLACEMENT CARD	8.00
	31/01/2024	WOOD WASTE TEAM	MANAGEMENT FEE	4.00
	31/01/2024	SITE ENGINEER	MANAGEMENT FEE	4.00
	10/01/2024	TEAM LEADER COLLECTIONS	ROADSIDE ASSIST	9.08
	31/01/2024	TEAM LEADER COLLECTIONS	MANAGEMENT FEE	4.00
	09/01/2024	COORDINATOR WORKPLACE HEALTH AND SAFETY	EXPRESS DELIVERY FEES	19.90
	09/01/2024	COORDINATOR WORKPLACE HEALTH AND SAFETY	FUEL PURCHASE	67.08
	16/01/2024	COORDINATOR WORKPLACE HEALTH AND SAFETY	FUEL PURCHASE	70.00
	25/01/2024	COORDINATOR WORKPLACE HEALTH AND SAFETY	FUEL PURCHASE	95.01
	31/01/2024	COORDINATOR WORKPLACE HEALTH AND SAFETY	REPLACEMENT CARD	8.00
	31/01/2024	COORDINATOR WORKPLACE HEALTH AND SAFETY	MANAGEMENT FEE	4.00
	10/01/2024	ASCOT - POOL VEHICLE 2 - SPORTWAGON	ROADSIDE ASSIST	9.08
	31/01/2024	ASCOT - POOL VEHICLE 2 - SPORTWAGON	REPLACEMENT CARD	8.00
	31/01/2024	ASCOT - POOL VEHICLE 2 - SPORTWAGON	MANAGEMENT FEE	4.00
	31/01/2024	ASCOT PLACE POOL VEHICLE - RANGER	MANAGEMENT FEE	4.00
	31/01/2024	CHIEF OPERATING OFFICER (COO)	REPLACEMENT CARD	8.00
	31/01/2024	CHIEF OPERATING OFFICER (COO)	MANAGEMENT FEE	4.00
	10/01/2024	SUSTAINABILITY POOL CAR	ROADSIDE ASSIST	9.08
	18/01/2024	SUSTAINABILITY POOL CAR	FUEL PURCHASE	123.25
	31/01/2024	SUSTAINABILITY POOL CAR	REPLACEMENT CARD	8.00
	31/01/2024	SUSTAINABILITY POOL CAR	MANAGEMENT FEE	4.00
	31/01/2024	MINOR PLANT FOR RED HILL	MANAGEMENT FEE	4.00
	05/01/2024	WASTE ENVIRONMENT - POOL CAR	FUEL PURCHASE	103.46
	10/01/2024	WASTE ENVIRONMENT - POOL CAR	ROADSIDE ASSIST	9.08
	31/01/2024	WASTE ENVIRONMENT - POOL CAR	REPLACEMENT CARD	8.00
	31/01/2024	WASTE ENVIRONMENT - POOL CAR	MANAGEMENT FEE	4.00
	02/01/2024	MANAGER OPERATIONS	FUEL PURCHASE	135.41
	27/01/2024	MANAGER OPERATIONS	FUEL PURCHASE	97.25
	29/01/2024	MANAGER OPERATIONS	FUEL PURCHASE	100.75
	31/01/2024	MANAGER OPERATIONS	REPLACEMENT CARD	8.00
	31/01/2024	MANAGER OPERATIONS	MANAGEMENT FEE	4.00
	06/01/2024	CHIEF FINANCIAL OFFICER (CFO)	FUEL PURCHASE	128.48
	21/01/2024	CHIEF FINANCIAL OFFICER (CFO)	FUEL PURCHASE	119.87
	31/01/2024	CHIEF FINANCIAL OFFICER (CFO)	REPLACEMENT CARD	8.00
	31/01/2024	CHIEF FINANCIAL OFFICER (CFO)	MANAGEMENT FEE	4.00
EFT56039	23/02/2024	BUNNINGS GROUP LTD		113.12
	31/01/2024	TEAM LEADER LANDFILL OPERATIONS - RH	HARDWARE SUPPLIES	113.12
2539	16/02/2024	WBC - CORPORATE MASTERCARD - ANNETTE NORTH		912.83
	22/01/2024	WA GROWERS FRESH	CATERING COSTS - STAFF FAREWELL	11.96
	22/01/2024	ALDI STORES	CATERING COSTS - STAFF FAREWELL	81.31
	24/01/2024	STAR CAFÉ	CATERING COSTS - STAFF FAREWELL	46.76



Eastern Metropolitan Regional Council
PURCHASING CARDS AND CREDIT CARDS PAYMENTS LIST
FOR THE MONTH OF FEBRUARY 2024

Cheque / EFT No	Date	Payee		Amount	EFT Amount
	31/01/2024	THE MAT GROUP	DOOR MATS	772.80	
2540	16/02/2024	WBC - CORPORATE MASTERCARD - BRADLEY LACEY			363.96
	4/01/2024	AUDICOM	PLANT MAINTENANCE	243.96	
	14/01/2024	FREO HAND CAR WASH	CAR WASH	120.00	
2541	16/02/2024	WBC - CORPORATE MASTERCARD - DAVID SCHMIDT			1,506.83
	3/01/2024	STARLINK AUSTRLIA	INTERNET	139.00	
	3/01/2024	ZOOM	MONTHLY SUBSCRIPTIONS	57.68	
	17/01/2024	AMAZON	IT SUPPLIES	237.00	
	17/01/2024	STARLINK AUSTRLIA	IT EQUIPMENT TO BE REFUNDED	629.00	
	18/01/2024	OPTUS	MOBILE BROADBAND	89.00	
	29/01/2024	FS * SKETCHBUBBLE	SUBSCRIPTIONS	324.87	
	1/02/2024	EXETEL PTY LTD	MONTHLY BROADBAND CHARGES	30.28	
2542	16/02/2024	WBC - CORPORATE MASTERCARD - H LIEW			614.71
	15/01/2024	CPA AUSTRALIA	STAFF TRAINING	341.00	
	24/01/2024	SWAN RIVER HOTEL	CATERING COSTS - STAFF FAREWELL	249.96	
	1/02/2024	COLES	CATERING COSTS - MEETING	23.75	
2543	16/02/2024	WBC - CORPORATE MASTERCARD - IZABELLA KRZYSKO			104.00
	18/01/2024	GRILLD PTY LTD	CATERING COST - STAFF MEETING	104.00	
2544	16/02/2024	WBC - CORPORATE MASTERCARD - K NAKHONTHAT			569.00
	18/01/2024	NTAA	STAFF TRAINING	569.00	
2545	16/02/2024	WBC - CORPORATE MASTERCARD - KIRI CAREW			290.94
	11/01/2024	BP	FUEL	132.15	
	12/01/2024	SQ* CHAPEL	CATERING COST - MEETING	31.27	
	31/01/2024	LUNCH AT SUE	CATERING COST - MEETING	29.50	
	1/02/2024	COLES EXPRESS	CATERING FOR STAFF TRAINING	48.80	
	1/02/2024	ATLAS	CATERING FOR STAFF TRAINING	49.22	
2546	16/02/2024	WBC - CORPORATE MASTERCARD - MARCUS GEISLER			32.00
	24/01/2024	WILSON PARKING	PARKING	32.00	
2547	16/02/2024	WBC - CORPORATE MASTERCARD - MARINDA ROUX			2,791.14
	2/01/2024	VIBE	STAFF AMENITIES	29.70	
	4/01/2024	BP EXPRESS	STAFF AMENITIES	21.50	
	5/01/2024	KINATICO LTD	POLICE CHECK FOR NEW STAFF	44.90	
	9/01/2024	LILYS FLORIST	FLOWERS FOR STAFF	112.06	
	11/01/2024	AIRGEN AUSTRALIA	PLANT REPAIRS/MAINTENANCE	1,160.50	
	15/01/2024	BP EXPRESS	STAFF AMENITIES	21.70	
	16/01/2024	KINATICO LTD	POLICE CHECK FOR NEW STAFFS	359.20	
	19/02/2024	QANTAS	ACCOMMODATION FOR CONFERENCE	960.68	
	31/01/2024	WOOLWORTHS	KITCHEN MAINTENANCE	80.90	
2548	16/02/2024	WBC - CORPORATE MASTERCARD - S FITZPATRICK			523.57
	9/01/2024	AUTODESK	SUBSCRIPTIONS	473.00	
	15/01/2024	BP EXPRESS	FUEL	50.57	
2549	16/02/2024	WBC - CORPORATE MASTERCARD - SINEAD O'NEILL			247.61



Eastern Metropolitan Regional Council
PURCHASING CARDS AND CREDIT CARDS PAYMENTS LIST
FOR THE MONTH OF FEBRUARY 2024

Cheque / EFT No	Date	Payee		Amount	EFT Amount
	4/01/2024	GLENCO AIR & POWER PTY PARKINSON	PLANT REPAIRS/MAINTENANCE	247.61	
2550	16/02/2024	WBC - CORPORATE MASTERCARD - T BEINHAUER			1,051.68
	3/01/2024	TOTAL EDEN	SUPPLIES FOR FOGO	289.58	
	9/01/2024	COLES	STAFF AMENITIES	78.24	
	9/01/2024	OFFICEWORKS	OFFICE SUPPLIES	35.90	
	9/01/2024	CWH	OFFICE SUPPLIES	159.98	
	17/01/2024	COLES	STAFF AMENITIES	118.69	
	24/01/2024	KMART	OFFICE SUPPLIES	100.00	
	24/01/2024	COLES	OFFICE SUPPLIES	81.34	
	31/01/2024	AMPOL	STAFF AMENITIES	28.00	
	31/01/2024	SUPER CHEAP	CAR MATS	36.99	
	1/02/2024	A-SMART PTY LTD	INSPECT FEE FOR COFFEE MACHINE	55.00	
	1/02/2024	VIBE	STAFF AMENITIES	71.96	
	18/01/2024	EXTRA CHNGE FROM BANK	ADDITIONAL CHANGE RECEIVED FROM BANK	-4.00	
2551	16/02/2024	WBC - CORPORATE MASTERCARD - T ECKSTEIN			517.01
	17/01/2024	WOOLWORTHS	CATERING COSTS - STAFF FAREWELL	125.92	
	24/01/2024	WOOLWORTHS	CATERING COSTS - STAFF FAREWELL	197.00	
	24/01/2024	COSTCO	CATERING COSTS - STAFF FAREWELL	230.55	
	15/01/2024	UBER	UBER REFUNDED FROM PREVIOUS MONTH	-36.46	
2552	16/02/2024	WBC - CORPORATE MASTERCARD - W HARRIS			981.90
	8/01/2024	OFFICEWORKS	WASTE BINS	135.84	
	15/01/2024	FAIRFAX	MONTHLY SUBSCRIPTION	59.00	
	15/01/2024	MAILCHIMP	MONTHLY SUBSCRIPTION	83.75	
	17/01/2024	EZI* ASSOCIATED RETAIL	STORAGE BAG	72.98	
	18/01/2024	EZI* PERMACUTURE	BOOK FOR LOAN BOX	28.79	
	18/01/2024	EZI* RABBLE BOOKS	BOOK FOR LOAN BOX	142.90	
	19/01/2024	ENVIRONMENT HOUSE	BOOK FOR LOAN BOX	62.99	
	18/01/2024	PAYPAL* SERCUL	POSTER	32.30	
	26/01/2024	WA NEWS	MONTHLY SUBSCRIPTION	28.00	
	29/01/2024	TENTWORLD	FURNITURE BAG	67.35	
	31/01/2024	TRILLION TREES	NATIVE PLANTS FOR VOLUNTEERS	120.00	
	1/02/2024	SUNSLAYERAUS	SUNSCREEN FOR BIN TAGGING	148.00	
2553	16/02/2024	WBC - CORPORATE MASTERCARD - Z WILLIAMSON			715.26
	8/01/2024	WOOLWORTHS	STAFF AMENITIES	153.28	
	15/01/2024	WOOLWORTHS	STAFF AMENITIES	167.88	
	22/01/2024	WOOLWORTHS	STAFF AMENITIES	201.20	
	30/01/2024	WOOLWORTHS	STAFF AMENITIES AND KITCHEN SUPPLIES	192.90	
		TOTAL			15,405.01

14.2 FINANCIAL REPORT FOR PERIOD ENDED 29 FEBRUARY 2024

D2024/06576

PURPOSE OF REPORT

The purpose of this report is to provide Council with an overview of the EMRC's financial performance for the period ended 29 February 2024.

KEY POINTS

- Significant year to date budget variances greater than 10% or \$20,000, whichever is the greater, within each nature and type category on the Statement of Comprehensive Income as at 29 February 2024 have been identified and are reported on in the body of the report.

RECOMMENDATIONS

That Council receives the Statement of Comprehensive Income, Capital Expenditure Statement, Statement of Financial Position, Statement of Cash and Investments, Statement of Financial Activity and the Investment Report for the period ended 29 February 2024.

SOURCE OF REPORT

Chief Financial Officer

BACKGROUND

- 1 It is a requirement of the *Local Government (Financial Management) Regulations 1996* (r.34) that a Local Government is to prepare and present to Council financial reports in such a form as the Local Government considers to be appropriate.
- 2 Submitted to each meeting of Council is a financial report and summaries which provide an overview of year to date budget performance for operating activities and capital works. Variances greater than 10% or \$20,000, whichever is the greater, within each nature and type category on the Statement of Comprehensive Income are reported on in the body of the report. Also included are end of year forecasts by nature and type for operating activities and end of year forecasts for each capital works project. These forecasts are reviewed regularly in order to provide an accurate forecast of the end of year result.
- 3 The half year review was undertaken during January/ February 2024 and is reflected in this report.

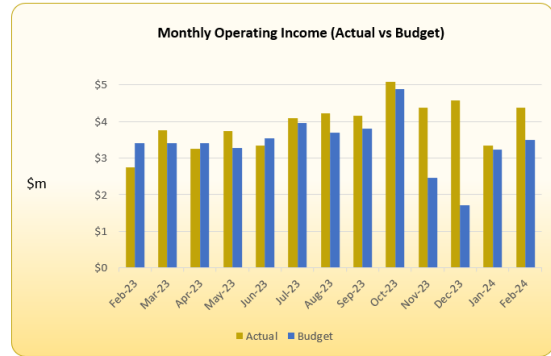
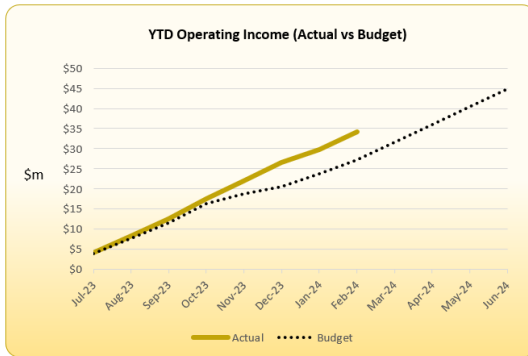
REPORT

- 4 Outlined below are financial statements for the period ended 29 February 2024. Where possible the year to date monthly budget allocations will be reviewed in order to match the appropriate timing for the various projects budgeted to be undertaken. This will provide a better comparison between the year to date actual and year to date budget figures.

Statement of Comprehensive Income - Nature and Type (refer Attachment 1)

5 The net operating result as at 29 February 2024 is a favourable variance of \$4,755,431 (87.37%) against budget. The following information is provided on key aspects of Council’s year to date financial performance:

Operating Income	Actuals for the Year	A favourable variance of \$6,960,522 (25.57%)
	End of Year Forecasts	A favourable variance of \$4,118,116 (9.20%)



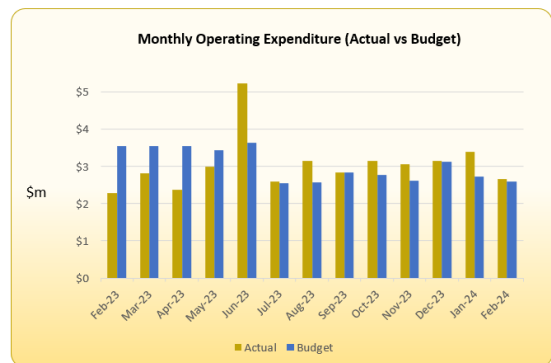
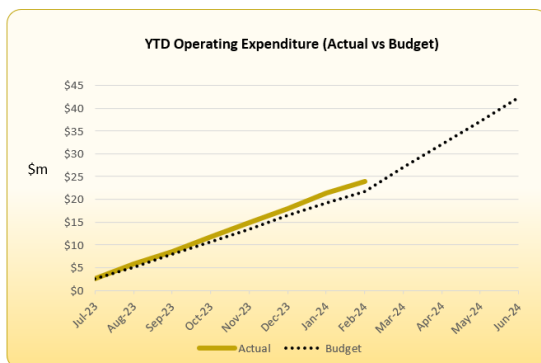
Operating Income Variances Previously Reported to Council

- 6 Year to date Net User Charges of \$24,484,416 is above the budget by \$4,696,288 (23.73%). The variance is attributable to additional tonnages received.
- 7 Year to date Secondary Waste Charge of \$2,244,650 is above the budget by \$773,726 (52.60%). This is primarily attributed to the delay in East Rockingham Waste to Energy (ERWTE) project and the tonnages from member councils being redirected to Redhill Waste Management Facility (RHWMF).
- 8 The full year forecast for the Secondary Waste Charge is above the annual budget by \$1,132,096 due to the delay in the ERWTE project. This resulted in greater tonnes being forecast to be disposed at the RHWMF.
- 9 Year to date Interest on Municipal Cash Investments of \$840,879 is above the budget by \$697,703 (487.30%) due to the higher investment rate achieved (4.86% average interest vs 3.75% budgeted) and higher available funds for investments.
- 10 The full year Interest on Municipal Cash Investments has been forecasted to be above the budget by \$1,096,145 (510.37%) due to the increase in investment rates during the year and the higher available funds for investments.
- 11 Year to date Interest on Restricted Cash Investments of \$1,679,088 is above the budget by \$468,728 (38.73%) due to the higher investment rates achieved and higher available funds for investments.
- 12 Year to date Reimbursement is above the budget by \$435,764 (37.33%). The major variances relate to a reimbursement of \$216,692 for Biobags, \$116,160 for Woodside project and \$91,071 for Bin Management on Regional Waste Collection Project.
- 13 The full year forecast for Reimbursements has been forecasted to be \$667,952 (34.44%) above the budget of \$1,939,340. The primary variances are due to the higher recoup of \$228,727 from Baywaste Transfer Station operations, an unbudgeted recoup of \$216,632 from participants for the purchase of FOGO caddies and liners (Biobags), an unbudgeted recoup of \$153,277 relating to Bin Management on the Regional Waste Collection Project and an unbudgeted recoup relating to the Woodside project.

Operating Income Variances not previously reported to Council

- 14 Year to date Contribution is above the budget by \$19,786 (18.81%) predominantly due to the contribution received for sponsorship of the Circular Economy Leadership Course. This also resulted in the full year forecast above the annual budget by \$22,990.
- 15 The full year forecast for Operating Grants is below the annual budget by \$295,379. This variance is attributable to the decrease in anticipated grant funding for the Electrical Vehicle charging type grant.
- 16 The full year forecast for Other Income of \$2,816,714 is \$1,139,000 (28.79%) below the budget of \$3,955,714. The major factors contributing to this variance include an income from Wood Waste to Energy Project forecast to be \$934,116 below the budget and income from Methane forecast to be \$564,160 below the budget.
- 17 The full year forecast for Proceeds from Sale of Assets of \$500,273 has been forecasted to be \$78,273 (18.55%) above the budget of \$422,000. This variance relates to the timing on the disposal by auction of fleet vehicles due for change over.
- 18 There were no further significant Operating Income variances as at 29 February 2024.

Operating Expenditure	Actuals for the Year	An overspend variance of \$2,205,091 (10.13%)
	End of Year Forecasts	An underspend variance of \$2,084,955 (4.93%)



Operating Expenditure Variances Previously Reported to Council

- 19 Year to date Material Expenses of \$1,378,154 is above the budget by \$315,050 (29.63%). The major variance relates to the purchase of Biobags which was reimbursed.
- 20 Year to date Fuel Expenses of \$1,203,603 is above the budget by \$177,955 (17.35%). The variance is due to the increased fuel consumption resulting from the higher volume of tonnage received.
- 21 The full year forecast for Fuel Expenses is \$411,975 (26.78%) above the budget of \$1,538,583. The variance is attributable to the additional diesel fuel forecast to be consumed as a result of the increase in tonnages forecast to be disposed at the RHWMF by year end.
- 22 Year to date Depreciation Expenses is above the budget by \$731,873 (22.78%). The major variance relates to the higher cell usage as a result of additional commercial and non-member Council tonnages received.

- 23 The full year forecast for Depreciation Expenses is \$2,540,231 (56.38%) above the budget of \$4,505,745. The variance is attributable to the higher Depreciation Expenses - Cell Usage of \$1.47m due to the additional tonnages forecast to go to landfill as at year end (due to the delay in the ERWTE project) and additional commercial tonnages forecast to be received and the higher Depreciation Expenses - General of \$1.07m due to additional plant purchased during the year.
- 24 Year to date Miscellaneous Expenses is below the budget by \$257,783 (30.23%) due to the timing of various projects from different business units. Areas where the expenditures are lower than budget for various directorates/business units include: CEO's (\$67,875), Business Support (\$9,846), Sustainability (\$87,894), and Operations (\$92,168).
- 25 The full year forecast for Miscellaneous Expenses has been forecasted to be \$5,512,748 (68.65%) below the budget of \$8,030,117. The major factors contributing to this variance include the expenditure associates with the disposal charges on ERWTE project forecast to be below the budget by \$5,303,534, the membership expenses forecast to be below the budget by \$68,302 and the advertising expenses forecast to be below the budget by \$17,423.
- 26 Year to date Provision Expenses is above the budget by \$616,870 (107.12%). This non-cash flow variance relates to the Post Closure Site Rehabilitation and Environmental Monitoring provisions as a result of the additional commercial and non-member Council tonnages received during the February month.
- 27 The full year forecast for Provision Expenses is \$857,738 (93.51%) below the budget of \$917,260. The variance relates to the adjustment in the estimated of future value of Post Closure and Site Rehabilitation Provisions in response to the change in the Consumer Price Index (CPI).
- 28 Year to date Cost Allocations is below the budget by \$577,956 (99.93%). This variance relates to internal costs allocated to various projects and specifically capital expenditure projects that have been budgeted to utilise the EMRC's plant and labour as well as the timing of various projects.
- 29 The full year forecast for Costs allocations is \$117,224 below the budget. This variance relates to lower than budgeted internal costs allocated to various projects and specifically capital expenditure projects that have been budgeted to utilise the EMRC's plant and labour.

Operating Expenditure Variances not previously reported to Council

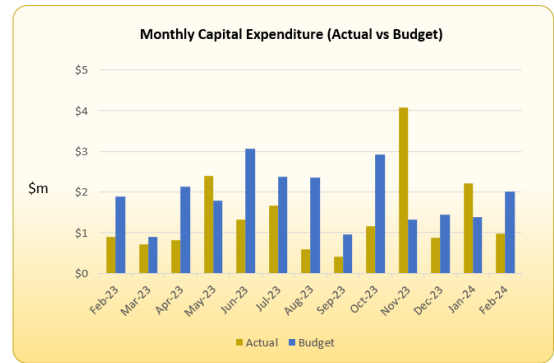
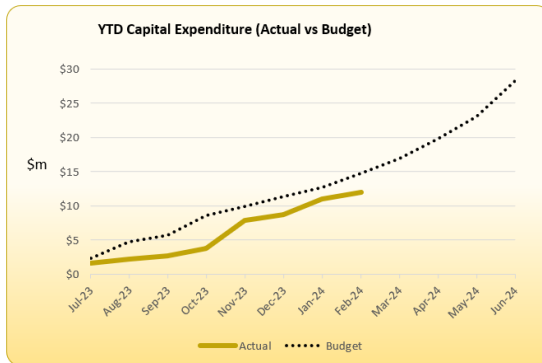
- 30 The full year forecast for Interest Expenses is \$369,408 above the budget. The variance is attributable to the adjustment in the estimated unwinding of discount on Post Closure and Site Rehabilitation Provisions in response to the change in the Consumer Price Index (CPI).
- 31 The full year forecast for Insurance Expenses is \$124,041 above the budget of \$427,647. The variance is due to an increase in insurance premium and additional insurance required for Wood Waste to Energy Project.
- 32 There were no further significant Operating Expenditure variances as at 29 February 2024.

Other Comprehensive Income	Actuals for the Year	Nil
	End of Year Forecasts	Nil

- 33 There were no significant Other Comprehensive Income variances as at 29 February 2024.

Capital Expenditure Statement (refer Attachment 2)

Capital Expenditure	Actuals for the Year	An underspend variance of \$2,809,821
	End of Year Forecasts	An underspend variance of \$361,979



Capital Expenditure Variances

34 A year to date underspend variance of \$2,809,821 existed as at 29 February 2024 when compared to the budget of \$14,771,554.

35 Year to date Capital expenditure totalling \$11,961,733 with the major capital expenditure being undertaken on the following:

- Construct Waste Transfer Station - HRRP - \$2,400,654;
- Construct Wood Waste to Energy Building - HRRP - \$2,031,689;
- Purchase / Replace Plant - HRRP - \$1,391,253;
- Regional Waste Collection Project - Plant Purchases - \$966,676;
- Refurbish Plant - RHWMF - \$864,536;
- Leachate Pond Deepening - RHWMF - \$602,229;
- Purchase / Replace Plant - RHWMF - \$570,308;
- Purchase / Replace Minor Plant and Equipment - HRRP - \$538,450;
- Purchase / Replace Vehicles - RHWMF - \$332,958;
- Purchase / Replace Minor Plant and Equipment - RHWMF - \$292,311;
- Upgrade Power Supply to Workshop No 2 - RHWMF - \$281,977;
- Sewer Line connection to Talloman – HRRP - \$280,469;
- Hydrant Upgrade - HRRP - \$267,725;
- Construct Roads / Carparks - RHWMF - \$211,134;
- Waste Transfer Station - Thermal Cameras - HRRP - \$194,090; and
- Resource Recovery Park - Noise Control Fencing - \$153,022.

36 Full Year Capital Expenditure has been forecasted to be \$361,979 (1.27%) below the budget of \$28,409,629.

37 Significant reductions to capital budgets where savings have been achieved, or where project expenditure has been deferred due to delays and/or carried forward or not required include the following:

- ⇒ Design and Construct Class IV Cell Stage 3 – RHWMF - \$3,056,666;
- ⇒ Air Pollution Control Residue Facility and Plant (APCR) – RHWMF - \$3,362,034 (c/fwd);
- ⇒ Construct Wood Waste to Energy Building – HRRP - \$488,088 (c/fwd);
- ⇒ Construct Access Road to Lots 8 9 10 – RHWMF - \$460,000 (c/fwd);
- ⇒ Construct Drainage Works to Lots 8 9 10 – RHWMF - \$440,000 (c/fwd);
- ⇒ Purchase / Replace Plant – HRRP - \$389,216;
- ⇒ Construct Hardstand 2 (Old House Site) – HRRP - \$360,000;
- ⇒ Extend Ascot PV & EV Charging - \$228,397;
- ⇒ Construct Monitoring Bores – RHWMF - \$200,000;
- ⇒ Purchase Vehicles - Ascot Place (Electric Vehicles) - \$168,000;
- ⇒ Construct Waste Management Facility Buildings – RHWMF – \$164,802;
- ⇒ Extension of Sewer Line from WWtE to Sewer Sump & existing ATU – HRRP - \$145,885; and
- ⇒ Purchase / Replace Plant – RHWMF - \$126,981 (c/fwd).

38 This is offset by an increase in the following Capital Expenditure budget provision (including new projects) following a review of the capital expenditure program:

- ⇒ Construct Class III Cell Stage 17 – RHWMF - \$5,125,374;
At its meeting on 22 February 2024, Council approved additional budget funding for the construction of Stage 17 landfill cell which will be funded by the budget from Class IV cell construction as well as the surplus funds available in the Municipal Fund reserves.
- ⇒ Construct Waste Transfer Station – HRRP - \$1,618,756;
At its meeting on 22 June 2023, Council approved unbudgeted provisional sum includes additional 5% contingency funding to the value of \$342,779 on the contract sum and unbudgeted provisional sum of \$1,275,977 to address the final claims from the Contractor.
- ⇒ Sewer Line connection to Talloman – HRRP - \$470,885;
- ⇒ Hydrant Upgrade – HRRP - \$362,827;
- ⇒ Upgrade Power Supply to Workshop No 2 – RHWMF - \$328,456;
- ⇒ Purchase Vehicles - Ascot Place - \$227,204;
- ⇒ Regional Waste Collection Project - Plant Purchases - \$200,000;
- ⇒ Waste Transfer Station - Thermal Cameras – HRRP - \$175,738;
- ⇒ Purchase / Replace Other Equipment – RHWMF - \$175,000;
- ⇒ Purchase / Replace Vehicles – RHWMF - \$170,708;
- ⇒ Resource Recovery Park - Noise Control Fencing - \$154,249;
- ⇒ Purchase / Replace Minor Plant and Equipment – HRRP - \$133,741; and
- ⇒ Construct FOGO Processing Area – RHWMF - \$100,000.

Statement of Financial Position (refer Attachment 3)

39 The Statement of Financial Position shows the overall impact of actual balances compared with budget provisions and end of year forecasts for operating and capital works activities.

40 Total Equity as at 29 February 2024 totals \$187,871,998. This is an increase of \$10,198,258 from the 30 June 2023 equity of \$177,673,740.

41 It has been forecasted that Total Equity as at 30 June 2024 will be above the original budget of \$176,677,584 by \$6,203,071.

Statement of Cash and Investments (refer Attachment 4)

42 The level of cash and investments in the Municipal Fund as at 29 February 2024 is \$33,099,293 and Restricted Cash amount to \$47,840,345.

43 The net movement for the month is an increase of \$2,017,701.

44 It has been forecasted that Total Cash and Investment as at 30 June 2024 will be above the original budget of \$32,178,383 by \$9,158,924.

Statement of Financial Activity (refer Attachment 5)

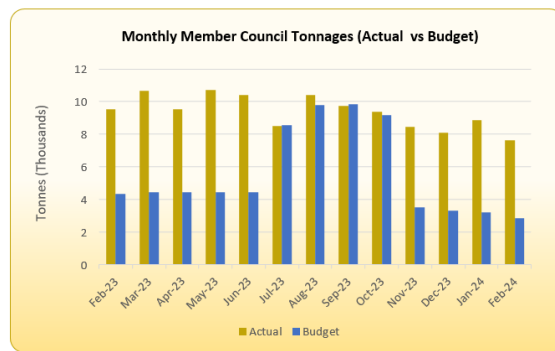
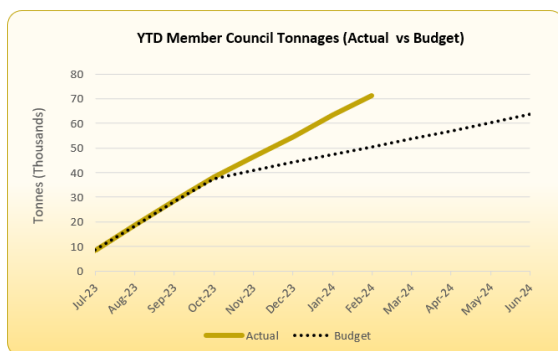
45 The Statement of Financial Activity combines information from other report to include Operating Revenue and Expenditure, Capital Income and Expenditure, and transfers to and from reserves.

46 The explanation of material variances can be found in the paragraphs under the "Statement of Comprehensive Income - Nature and Type" section.

Investment Report (refer Attachment 6)

47 Term deposits valued at \$26,000,000 matured during February 2024 and the entire amount was reinvested into further term deposits.

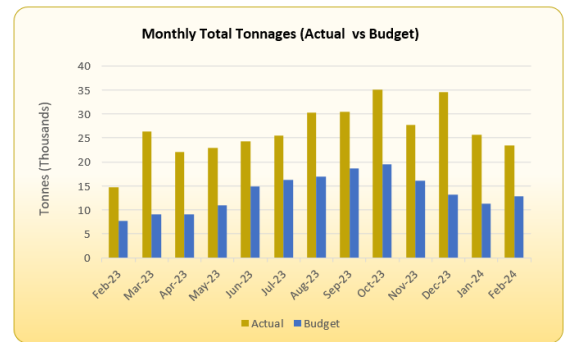
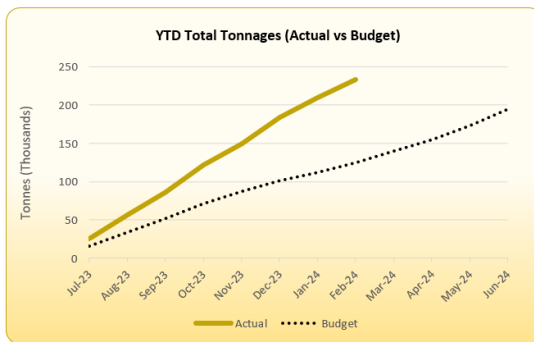
Tonnages - Member Councils



48 Tonnages received from member Councils were 71,073 tonnes compared to the budget of 50,302 tonnes.

49 This compared with 87,595 tonnes in the previous corresponding period. The main variance is due to the withdrawal of City of Kalamunda as at 30 June 2023.

Tonnages - Total Tonnages



50 Total Red Hill tonnages received from all sources were 232,769 tonnes compared to the budget of 124,881 tonnes. The variance is mainly as a result of the higher commercial and non-member Council tonnes received.

51 As at the same period in 2022/2023 tonnages received from all sources totalled 146,611 tonnes.

STRATEGIC/POLICY IMPLICATIONS

52 Reporting on EMRC Strategic Policy implications align with the revised Strategic Plan 2017-2027 and the Sustainability Strategy.

FINANCIAL IMPLICATIONS

53 As outlined within the report and attachments.

SUSTAINABILITY IMPLICATIONS

54 Nil

RISK MANAGEMENT

Risk – Non-Compliance with Financial Regulations		
Consequence	Likelihood	Rating
Moderate	Unlikely	Moderate
Action/Strategy		
<ul style="list-style-type: none"> ➤ The financial report is scrutinised by the EMRC Council to ensure that all statutory requirements are met. ➤ Internal Audit reviews to ensure compliance with Financial Regulations. ➤ External Audit confirms compliance. 		

MEMBER COUNCIL IMPLICATIONS

Member Council

Town of Bassendean
 City of Bayswater
 Shire of Mundaring
 City of Swan



Implication Details

As outlined in the report.

ATTACHMENT(S)

1. Statement of Comprehensive Income by Nature and Type (D2024/06884)
2. Capital Expenditure Statement (D2024/06885)
3. Statement of Financial Position (D2024/06886)
4. Statement of Cash and Investments (D2024/06887)
5. Statement of Financial Activity (D2024/06888)
6. Investment Report (D2024/06889)

VOTING REQUIREMENT

Simple Majority

RECOMMENDATION(S)

That Council receives the Statement of Comprehensive Income, Capital Expenditure Statement, Statement of Financial Position, Statement of Cash and Investments, Statement of Financial Activity and the Investment Report for the period ended 29 February 2024.

COUNCIL RESOLUTION(S)

MOVED

SECONDED



STATEMENT OF COMPREHENSIVE INCOME

Nature and Type

Year to Date

February 2024

Full Year

Year to Date			Full Year					
Actual	Budget	Variance		Forecast	Budget	Variance		
Operating Income								
\$38,545,319	\$29,936,552	\$8,608,767	(F)	User Charges	\$55,457,907	\$43,897,155	\$11,560,752	(F)
(\$14,060,904)	(\$10,148,424)	(\$3,912,480)	(U)	<u>Less</u> Landfill Levy Charges	(\$19,558,070)	(\$10,628,512)	(\$8,929,558)	(U)
\$24,484,415	\$19,788,128	\$4,696,287	(F)	Net User Charges	\$35,899,837	\$33,268,643	\$2,631,194	(F)
\$379,933	\$397,009	(\$17,076)	(U)	Special Charges	\$566,432	\$591,096	(\$24,664)	(U)
\$2,244,650	\$1,470,924	\$773,726	(F)	Secondary Waste Charge	\$2,878,728	\$1,746,632	\$1,132,096	(F)
\$124,980	\$105,194	\$19,786	(F)	Contributions	\$132,745	\$109,755	\$22,990	(F)
\$329,623	\$341,000	(\$11,377)	(U)	Operating Grants	\$394,603	\$690,000	(\$295,397)	(U)
\$840,879	\$143,176	\$697,703	(F)	Interest Municipal Cash Investments	\$1,310,920	\$214,775	\$1,096,145	(F)
\$1,679,088	\$1,210,360	\$468,728	(F)	Interest Restricted Cash Investments	\$1,764,117	\$1,815,590	(\$51,473)	(U)
\$1,603,212	\$1,167,448	\$435,764	(F)	Reimbursements	\$2,607,292	\$1,939,340	\$667,952	(F)
\$2,309,395	\$2,414,687	(\$105,292)	(U)	Other	\$2,816,714	\$3,955,714	(\$1,139,000)	(U)
\$182,273	\$180,000	\$2,273	(F)	Proceeds from Sale of Assets	\$500,273	\$422,000	\$78,273	(F)
\$34,178,448	\$27,217,926	\$6,960,522	(F)	Total Operating Income	\$48,871,661	\$44,753,545	\$4,118,116	(F)
Operating Expenditure								
\$9,376,015	\$9,148,549	(\$227,466)	(U)	Salary Expenses	\$15,073,957	\$14,057,260	(\$1,016,697)	(U)
\$5,616,349	\$5,818,080	\$201,731	(F)	Contract Expenses	\$9,967,977	\$10,391,841	\$423,864	(F)
\$1,378,154	\$1,063,104	(\$315,050)	(U)	Material Expenses	\$2,025,718	\$1,936,086	(\$89,632)	(U)
\$241,459	\$251,289	\$9,830	(F)	Utility Expenses	\$397,751	\$377,077	(\$20,674)	(U)
\$1,203,603	\$1,025,648	(\$177,955)	(U)	Fuel Expenses	\$1,950,558	\$1,538,583	(\$411,975)	(U)
\$0	\$0	\$0	(F)	Interest Expenses	\$369,408	\$0	(\$369,408)	(U)
\$315,230	\$287,070	(\$28,160)	(U)	Insurance Expenses	\$551,688	\$427,647	(\$124,041)	(U)
\$3,945,218	\$3,213,345	(\$731,873)	(U)	Depreciation Expenses	\$7,045,976	\$4,505,745	(\$2,540,231)	(U)
\$594,858	\$852,641	\$257,783	(F)	Miscellaneous Expenses	\$2,517,369	\$8,030,117	\$5,512,748	(F)
\$1,192,720	\$575,850	(\$616,870)	(U)	Provision Expenses	\$59,522	\$917,260	\$857,738	(F)
(\$424)	(\$578,380)	(\$577,956)	(U)	Costs Allocated	(\$390)	(\$117,614)	(\$117,224)	(U)
\$117,008	\$117,903	\$895	(F)	Carrying Amount of Assets Disposed Of	\$253,575	\$234,062	(\$19,513)	(U)
\$23,980,190	\$21,775,099	(\$2,205,091)	(U)	Total Operating Expenditure	\$40,213,109	\$42,298,064	\$2,084,955	(F)
\$10,198,258	\$5,442,827	\$4,755,431	(F)	NET RESULT BEFORE OTHER COMPREHENSIVE INCOME	\$8,658,552	\$2,455,481	\$6,203,071	(F)
Surplus	Surplus				Surplus	Surplus		
Other Comprehensive Income								
\$0	\$0	\$0	(F)	Revaluation of Assets/Accumulated Depreciation Reversal	\$0	\$0	\$0	(F)
\$0	\$0	\$0	(F)	Total Other Comprehensive Income	\$0	\$0	\$0	(F)
\$10,198,258	\$5,442,827	\$4,755,431	(F)	CHANGE IN NET ASSETS FROM OPERATIONS	\$8,658,552	\$2,455,481	\$6,203,071	(F)
Surplus	Surplus				Surplus	Surplus		

Notes:

1. User Charges - include member Councils and casual users pertaining to waste, risk management and environmental services fees and charges;
2. Special Charges - Waste Education Levy;
3. Contributions - member Councils' contributions to projects and services;
4. Operating Grants - grant income predominantly from government agencies; and
5. Other Operating Income - includes income from the sale of products;

(F) denotes Favourable variance and (U) denotes Unfavourable variance



CAPITAL EXPENDITURE STATEMENT

FEBRUARY 2024

Year to Date			On Order	Full Year			
Actual	Budget	Variance		Forecast	Budget	Variance	
CEO's Team							
\$0	\$46,664	\$46,664	\$0	Purchase Information Technology & Communication Equipment - Councillors (24550/01)	\$70,000	\$70,000	\$0
\$0	\$46,664	\$46,664	\$0		\$70,000	\$70,000	\$0



CAPITAL EXPENDITURE STATEMENT

FEBRUARY 2024

Year to Date			On Order	Full Year			
Actual	Budget	Variance		Forecast	Budget	Variance	
Business Support							
\$0	\$187,992	\$187,992	\$0	Extend Ascot PV & EV Charging (24399/28)	\$53,603	\$282,000	\$228,397
\$107,954	\$45,832	(\$62,122)	\$0	Purchase Vehicles - Ascot Place (24440/00)	\$295,954	\$68,750	(\$227,204)
\$0	\$278,664	\$278,664	\$0	Purchase Vehicles - Ascot Place (Electric Vehicles) (24440/01)	\$250,000	\$418,000	\$168,000
\$0	\$6,664	\$6,664	\$0	Purchase Furniture Fittings & Equipment - Corporate Services (24510/01)	\$10,000	\$10,000	\$0
\$0	\$48,664	\$48,664	\$0	Purchase Information Technology & Communication Equipment (24550/00)	\$73,000	\$73,000	\$0
\$0	\$63,328	\$63,328	\$0	Capital Improvement Administration Building - Ascot Place (25240/01)	\$95,000	\$95,000	\$0
\$0	\$3,328	\$3,328	\$0	Upgrade Security Equipment - Ascot Place (25530/01)	\$5,000	\$5,000	\$0
\$107,954	\$634,472	\$526,518	\$0		\$782,557	\$951,750	\$169,193



CAPITAL EXPENDITURE STATEMENT

FEBRUARY 2024

Year to Date			On Order		Full Year		
Actual	Budget	Variance			Forecast	Budget	Variance
Operations Team							
\$82,633	\$41,666	(\$40,967)	\$0	Construct Waste Management Facility Buildings - Red Hill Landfill Facility (24250/01)	\$85,198	\$250,000	\$164,802
\$2,031,689	\$1,815,332	(\$216,357)	\$729,248	Construct Wood Waste to Energy Building - HRRP (24259/05)	\$2,239,500	\$2,727,588	\$488,088
\$2,400,654	\$849,858	(\$1,550,796)	\$23,945	Construct Waste Transfer Station - HRRP (24259/10)	\$2,468,614	\$849,858	(\$1,618,756)
\$2,360	\$0	(\$2,360)	\$0	Construct Weighbridge Office - HRRP (24259/12)	\$2,360	\$0	(\$2,360)
\$1,682	\$0	(\$1,682)	\$0	Construct Site Workshop - HRRP (24259/13)	\$1,700	\$0	(\$1,700)
\$281,977	\$0	(\$281,977)	\$0	Upgrade Power Supply to Workshop No 2 - Red Hill Landfill Facility (24259/15)	\$328,456	\$0	(\$328,456)
\$48,030	\$59,671	\$11,641	\$47,747	Install Power Supply to Lots 8 9 & 10 - Red Hill Landfill Facility (24259/16)	\$250,000	\$250,000	\$0
\$0	\$80,506	\$80,506	\$0	Wood Waste to Energy Plant - Fire Protection - HRRP (24259/22)	\$200,000	\$200,000	\$0
\$32,590	\$92,064	\$59,474	\$70,938	Construct Class III Cell Stage 17 - Red Hill Landfill Facility (24310/21)	\$5,565,374	\$440,000	(\$5,125,374)
\$0	\$325,271	\$325,271	\$0	Design and Construct Class IV Cell Stage 2 - Red Hill Landfill Facility (24330/04)	\$639,050	\$600,000	(\$39,050)
\$48,348	\$549,362	\$501,015	\$0	Design and Construct Class IV Cell Stage 3 - Red Hill Landfill Facility (24330/05)	\$150,000	\$3,206,000	\$3,056,000
\$0	\$224,996	\$224,996	\$0	Construct Leachate and Stormwaste Infrastructure and Siltation Ponds - Red Hill Landfill Facility (24350/01)	\$375,000	\$375,000	\$0
\$602,230	\$1,303,328	\$701,098	\$1,319,012	Leachate Pond Deepening - Red Hill Landfill Facility (24350/02)	\$1,628,098	\$1,550,000	(\$78,098)



CAPITAL EXPENDITURE STATEMENT

FEBRUARY 2024

Year to Date			On Order	Full Year		
Actual	Budget	Variance		Forecast	Budget	Variance
Operations Team						
\$211,134	\$84,399	(\$126,735)	\$0	Construct Roads / Carparks - Red Hill Landfill Facility (24370/00)	\$212,060	\$127,060 (\$85,000)
\$0	\$391,446	\$391,446	\$0	Construct Access Road to Lots 8 9 10 - Red Hill Landfill Facility (24370/02)	\$200,000	\$660,000 \$460,000
\$33,725	\$50,000	\$16,275	\$220	Construct Drainage Diversion and Earthworks Infrastructures - Red Hill Landfill Facility (24380/00)	\$100,000	\$75,000 (\$25,000)
\$0	\$341,574	\$341,574	\$0	Construct Drainage Works to Lots 8 9 10 - Red Hill Landfill Facility (24380/01)	\$0	\$440,000 \$440,000
\$0	\$20,000	\$20,000	\$0	Construct Litter Fence - Redhill Landfill Facility (24394/05)	\$30,000	\$30,000 \$0
\$153,025	\$0	(\$153,025)	\$0	Resource Recovery Park - Noise Control Fencing (24394/06)	\$154,249	\$0 (\$154,249)
\$65,587	\$133,328	\$67,741	\$0	Supply and Install Electronic Gates - Redhill Landfill Facility (24394/07)	\$150,000	\$200,000 \$50,000
\$13,777	\$0	(\$13,777)	\$0	Construct FOGO Processing Area - Red Hill Landfill Facility (24395/05)	\$100,000	\$0 (\$100,000)
\$0	\$23,328	\$23,328	\$0	Undertake FOGO Reference Site Tours (24395/06)	\$0	\$35,000 \$35,000
\$12,581	\$66,199	\$53,618	\$900	Implementation of the FOGO Recovery Strategy (24395/07)	\$58,550	\$100,000 \$41,450
\$0	\$180,000	\$180,000	\$0	Construct Hardstand 2 (Old House Site) - Hazelmere (24395/10)	\$0	\$360,000 \$360,000
\$0	\$450,000	\$450,000	\$455,930	FOGO Picking Station - Red Hill Landfill Facility (24395/11)	\$450,000	\$500,000 \$50,000
\$0	\$199,879	\$199,879	\$0	Construct Monitoring Bores - Red Hill Landfill Facility (24396/00)	\$100,000	\$300,000 \$200,000
\$19,128	\$0	(\$19,128)	\$0	Construct Storage Bunkers for Wood Fines (QA process) - Hazelmere (24399/09)	\$19,128	\$0 (\$19,128)



CAPITAL EXPENDITURE STATEMENT

FEBRUARY 2024

Year to Date			On Order		Full Year		
Actual	Budget	Variance			Forecast	Budget	Variance
Operations Team							
\$0	\$33,328	\$33,328	\$93,195	Air Supply lines - Waste Management Structures - Red Hill Landfill Facility (24399/10)	\$100,000	\$50,000	(\$50,000)
\$4,560	\$133,305	\$128,745	\$0	Wood Waste to Energy Utilities/Infrastructure - HRRP (24399/11)	\$200,000	\$200,000	\$0
\$0	\$66,664	\$66,664	\$0	Gas Extraction System Wells - Red Hill Landfill Facility (24399/20)	\$50,000	\$100,000	\$50,000
\$3,087	\$460,705	\$457,618	\$111,967	Air Pollution Control Residue Facility (APCR) - Red Hill Landfill Facility (24399/21)	\$240,000	\$2,528,034	\$2,288,034
\$25,965	\$180,000	\$154,035	\$8,150	Extension of Sewer Line from WWtE to Sewer Sump & existing ATU - HRRP (24399/23)	\$34,115	\$180,000	\$145,885
(\$97)	\$16,650	\$16,747	\$0	Noise Barrier for Hammer Mill - HRRP (24399/26)	\$0	\$99,900	\$99,900
\$267,726	\$175,000	(\$92,726)	\$101,703	Hydrant Upgrade - HRRP (24399/29)	\$537,827	\$175,000	(\$362,827)
\$280,496	\$53,764	(\$226,732)	\$176,621	Sewer Line connection to Talloman - HRRP (24399/30)	\$524,649	\$53,764	(\$470,885)
\$570,308	\$655,000	\$84,692	\$2,515,937	Purchase / Replace Plant - Red Hill Landfill Facility (24410/00)	\$2,598,019	\$2,725,000	\$126,981
\$1,391,253	\$1,974,666	\$583,413	\$318,544	Purchase / Replace Plant - Hazelmere (24410/01)	\$2,398,784	\$2,788,000	\$389,216
\$966,676	\$667,729	(\$298,947)	\$0	Regional Waste Collection Project - Plant Purchases (24410/14)	\$1,200,000	\$1,000,000	(\$200,000)
\$0	\$179,000	\$179,000	\$0	Air Pollution Control Residue Facility (APCR) Plant & Equipment - Red Hill Landfill Facility (24410/15)	\$0	\$1,074,000	\$1,074,000
\$292,311	\$338,000	\$45,689	\$0	Purchase / Replace Minor Plant and Equipment-Red Hill Landfill Facility (24420/00)	\$507,000	\$507,000	\$0
\$538,450	\$310,832	(\$227,618)	\$75,355	Purchase / Replace Minor Plant and Equipment - Hazelmere (24420/02)	\$600,000	\$466,259	(\$133,741)



CAPITAL EXPENDITURE STATEMENT

FEBRUARY 2024

Year to Date			On Order	Full Year		
Actual	Budget	Variance		Forecast	Budget	Variance
Operations Team						
\$332,958	\$195,496	(\$137,462)	\$0	Purchase / Replace Vehicles - Red Hill Landfill Facility (24430/00)	\$463,958	\$293,250 (\$170,708)
\$0	\$13,328	\$13,328	\$0	Purchase / Replace Office Equipment - Red Hill Landfill Facility (24510/08)	\$20,000	\$20,000 \$0
\$0	\$40,000	\$40,000	\$0	Purchase / Replace Security System - Red Hill Waste Management Facility (24530/08)	\$60,000	\$60,000 \$0
\$0	\$6,664	\$6,664	\$0	Purchase / Replace Security System - Hazelmere (24530/10)	\$10,000	\$10,000 \$0
\$13,260	\$33,328	\$20,068	\$0	Waste Transfer Station - CCTV and Network - HRRP (24530/11)	\$50,000	\$50,000 \$0
\$194,090	\$16,664	(\$177,426)	\$0	Waste Transfer Station - Thermal Cameras - HRRP (24530/12)	\$200,738	\$25,000 (\$175,738)
(\$1,494)	\$4,000	\$5,494	\$80	Purchase Information Technology & Communication Equipment - Projects (24550/02)	\$6,000	\$6,000 \$0
\$15,078	\$58,104	\$43,026	\$1,725	Purchase Information Technology & Communication Equipment - Hazelmere (24550/03)	\$70,363	\$87,166 \$16,803
\$15,689	\$8,000	(\$7,689)	\$1,725	Purchase Information Technology & Communication Equipment - Red Hill (24550/05)	\$16,803	\$12,000 (\$4,803)
\$8,250	\$183,328	\$175,078	\$312,283	Purchase / Replace Other Equipment - Red Hill Landfill Facility (24590/00)	\$450,000	\$275,000 (\$175,000)
\$6,225	\$0	(\$6,225)	\$0	Purchase / Replace Miscellaneous Equipment - Hazelmere (24590/02)	\$7,500	\$0 (\$7,500)
\$6,408	\$0	(\$6,408)	\$3,064	Purchase of Fume Hood at HRRP - Waste Environment (24590/10)	\$15,000	\$0 (\$15,000)



CAPITAL EXPENDITURE STATEMENT

FEBRUARY 2024

Year to Date			On Order	Full Year			
Actual	Budget	Variance		Forecast	Budget	Variance	
Operations Team							
\$0	\$13,328	\$13,328	\$0	Purchase / Replace Office Furniture and Fittings - Red Hill Landfill Facility (24610/08)	\$20,000	\$20,000	\$0
\$0	\$13,328	\$13,328	\$0	Purchase Office Furniture and Fittings - Hazelmere Office (24610/10)	\$20,000	\$20,000	\$0
\$16,893	\$18,000	\$1,107	\$0	Purchase Furniture and Fittings - Hazelmere Workshop (24610/11)	\$27,000	\$27,000	\$0
\$864,536	\$960,000	\$95,464	\$0	Refurbish Plant - Red Hill Landfill Facility (25410/00)	\$1,260,000	\$1,260,000	\$0
\$11,853,779	\$14,090,418	\$2,236,639	\$6,368,289		\$27,195,093	\$27,387,879	\$192,786
\$11,961,733	\$14,771,554	\$2,809,821	\$6,368,289	TOTAL CAPITAL EXPENDITURE	\$28,047,650	\$28,409,629	\$361,979



STATEMENT OF FINANCIAL POSITION

FEBRUARY 2024

Actual June 2023	Actual Year to Date	(F) = Favourable variation (U) = Unfavourable variation	Full Year		
			Forecast	Budget	Variance
Current Assets					
\$26,624,162	\$1,939,638	Cash and Cash Equivalents	\$7,995,037	\$1,097,002	\$6,898,035 (F)
\$53,500,000	\$79,000,000	Investments	\$32,853,940	\$31,810,067	\$1,043,873 (F)
\$4,817,449	\$5,153,470	Trade and Other Receivables	\$2,988,058	\$2,988,058	\$0 (F)
\$32,949	\$100,307	Inventories	\$39,035	\$39,035	\$0 (F)
\$20,620	\$225,673	Other Assets	\$67,382	\$67,382	\$0 (F)
\$84,995,180	\$86,419,088	Total Current Assets	\$43,943,452	\$36,001,544	\$7,941,908 (F)
Current Liabilities					
\$6,798,058	\$4,706,743	Trade and Other Payables	\$5,473,282	\$6,201,968	\$728,686 (F)
\$2,139,838	\$2,163,591	Provisions	\$1,981,908	\$1,947,778	(\$34,130) (U)
\$8,937,896	\$6,870,334	Total Current Liabilities	\$7,455,190	\$8,149,746	\$694,556 (F)
\$76,057,284	\$79,548,754	Net Current Assets	\$36,488,262	\$27,851,798	\$8,636,464 (F)
Non Current Assets					
\$47,850,257	\$47,850,257	Land	\$47,850,257	\$47,850,257	\$0 (F)
\$9,172,808	\$20,690,140	Buildings	\$29,260,847	\$29,267,252	(\$6,405) (U)
\$21,117,026	\$20,142,864	Structures	\$39,076,498	\$40,495,127	(\$1,418,629) (U)
\$12,584,804	\$15,060,554	Plant	\$22,353,330	\$23,532,419	(\$1,179,089) (U)
\$399,739	\$532,716	Equipment	\$2,104,181	\$2,126,573	(\$22,392) (U)
\$156,319	\$158,742	Furniture and Fittings	\$231,743	\$164,972	\$66,771 (F)
\$37,743,167	\$32,488,355	Work in Progress	\$17,174,784	\$17,536,763	(\$361,979) (U)
\$129,024,120	\$136,923,628	Total Non Current Assets	\$158,051,640	\$160,973,363	(\$2,921,723) (U)
Non Current Liabilities					
\$27,407,664	\$28,600,384	Provisions	\$11,659,247	\$12,147,577	\$488,330 (F)
\$27,407,664	\$28,600,384	Total Non Current Liabilities	\$11,659,247	\$12,147,577	\$488,330 (F)
\$177,673,740	\$187,871,998	Net Assets	\$182,880,655	\$176,677,584	\$6,203,071 (F)
Equity					
\$81,382,357	\$88,296,745	Accumulated Surplus/Deficit	\$106,680,934	\$106,680,934	\$0 (F)
\$37,145,634	\$37,145,634	Asset Revaluation Reserve	\$37,157,892	\$37,157,892	\$0 (F)
\$52,231,361	\$52,231,361	Cash Backed Reserves	\$30,383,277	\$30,383,277	\$0 (F)
\$6,914,388	\$10,198,258	Net change in assets from operations	\$8,658,552	\$2,455,481	\$6,203,071 (F)
\$177,673,740	\$187,871,998	Total Equity	\$182,880,655	\$176,677,584	\$6,203,071 (F)



CASH AND INVESTMENTS FEBRUARY 2024

Actual June 2023	Actual Year to Date	(F) = Favourable variation (U) = Unfavourable variation	Full Year		
			Forecast	Budget	Variance
Municipal Cash and Investments					
26,620,112	1,935,588	Cash at Bank - Municipal Fund 01001/00	8,479,317	294,395	8,184,922 (F)
4,050	4,050	Cash on Hand 01019/00 - 02	4,050	4,050	0 (F)
1,268,639	31,159,655	Investments - Municipal Fund 02021/00	2,088,663	1,063,188	1,025,475 (F)
27,892,801	33,099,293	Total Municipal Cash	10,572,030	1,361,633	9,210,397 (F)
Restricted Cash and Investments					
1,347,454	479,987	Restricted Investments - Plant and Equipment 02022/01	232,961	256,568	(23,607) (U)
4,263,318	4,376,922	Restricted Investments - Post Closure Site Rehabilitation Red Hill 02022/02	6,188,663	6,204,205	(15,542) (U)
9,036,948	2,827,237	Restricted Investments - Future Development 02022/03	246,592	884,621	(638,029) (U)
1,973,037	2,025,613	Restricted Investments - Environmental Monitoring Red Hill 02022/04	2,895,434	2,902,707	(7,273) (U)
40,237	761,847	Restricted Investments - Class IV Cells Red Hill 02022/07	442,616	467,165	(24,549) (U)
7,915,283	10,753,374	Restricted Investments - Secondary Waste Processing 02022/09	10,086,619	10,097,446	(10,827) (U)
2,378,510	2,928,013	Restricted Investments - Class III Cells 02022/10	3,145,182	3,156,111	(10,929) (U)
5,506,111	5,652,832	Restricted Investments - EastLink Relocation 02022/13	5,703,255	5,685,769	17,486 (F)
18,663,605	16,898,168	Restricted Investments - Committed Funds 02022/14	658,286	0	658,286 (F)
1,106,858	1,136,352	Restricted Investments - Long Service Leave 02022/90	1,165,669	1,162,158	3,511 (F)
52,231,361	47,840,345	Total Restricted Cash	30,765,277	30,816,750	(51,473) (U)
80,124,162	80,939,638	TOTAL CASH AND INVESTMENTS	41,337,307	32,178,383	9,158,924 (F)

The Cash at Bank - Municipal Fund represents the balance on the last day of the relevant month. Any portion of the balance available for investment is transferred into the Investment - Municipal Fund account in the following period. Funds held in the Cash at Bank - Municipal Fund continue to accrue interest as per the Westpac commercial rates.



STATEMENT OF FINANCIAL ACTIVITY February 2024

Year to Date				Full Year			
Actual	Budget	Variance		Forecast	Budget	Variance	
				(F) = Favourable variation (U) = Unfavourable variation			
OPERATING ACTIVITIES							
Revenue from operating activities							
\$41,169,902	\$31,804,485	\$9,365,417	(F)	Fees and charges	\$58,903,067	\$46,234,883	\$12,668,184 (F)
\$2,057,815	\$1,613,642	\$444,173	(F)	Grants, subsidies and contributions	\$3,134,640	\$2,739,095	\$395,545 (F)
\$2,519,967	\$1,353,536	\$1,166,431	(F)	Interest revenue	\$3,075,037	\$2,030,365	\$1,044,672 (F)
\$2,309,395	\$2,414,687	(\$105,292)	(U)	Other revenue	\$2,816,714	\$3,955,714	(\$1,139,000) (U)
\$65,265	\$62,097	\$3,168	(F)	Profit on asset disposals	\$246,698	\$187,938	\$58,760 (F)
\$48,122,344	\$37,248,447	\$10,873,897	(F)		\$68,176,156	\$55,147,995	\$13,028,161 (F)
Expenditure from operating activities							
(\$9,376,015)	(\$9,148,549)	(\$227,466)	(U)	Employee costs	(\$15,073,957)	(\$14,057,260)	(\$1,016,697) (U)
(\$6,994,503)	(\$6,881,184)	(\$113,319)	(U)	Materials and contracts	(\$11,993,695)	(\$12,327,927)	\$334,232 (F)
(\$241,459)	(\$251,289)	\$9,830	(F)	Utility charges	(\$397,751)	(\$377,077)	(\$20,674) (U)
(\$3,945,218)	(\$3,213,345)	(\$731,873)	(U)	Depreciation	(\$7,045,976)	(\$4,505,745)	(\$2,540,231) (U)
\$0	\$0	\$0	(F)	Finance costs	(\$369,408)	\$0	(\$369,408) (U)
(\$315,230)	(\$287,070)	(\$28,160)	(U)	Insurance	(\$551,688)	(\$427,647)	(\$124,041) (U)
(\$17,051,661)	(\$12,024,183)	(\$5,027,478)	(U)	Other expenditure	(\$24,085,129)	(\$20,996,858)	(\$3,088,271) (U)
\$0	\$0	\$0	(F)	Loss on asset disposals	\$0	\$0	\$0 (F)
(\$37,924,086)	(\$31,805,620)	(\$5,787,511)	(U)		(\$59,517,604)	(\$52,692,514)	(\$6,121,951) (U)
\$5,072,671	(\$13,608,475)	\$18,681,146	(F)	Non-cash amounts excluded from operating activities	(\$14,141,717)	(\$15,765,450)	\$1,623,733 (F)
\$15,270,929	(\$8,165,648)	\$23,767,532	(F)	Amount attributable to operating activities	(\$5,483,165)	(\$13,309,969)	\$8,529,943 (F)
INVESTING ACTIVITIES							
Inflows from investing activities							
\$182,273	\$180,000	\$2,273	(F)	Proceeds from disposal of assets	\$500,273	\$422,000	\$78,273 (F)
\$182,273	\$180,000	\$2,273	(F)		\$500,273	\$422,000	\$78,273 (F)
Outflows from investing activities							
(\$9,323,336)	(\$10,495,208)	\$1,171,872	(F)	Purchase of property, plant and equipment	(\$15,015,947)	(\$15,742,871)	\$726,924 (F)
(\$2,638,397)	(\$8,444,464)	\$5,806,067	(F)	Purchase and construction of infrastructure	(\$12,931,703)	(\$12,666,758)	(\$264,945) (U)
(\$11,961,733)	(\$18,939,672)	\$6,977,939	(F)		(\$27,947,650)	(\$28,409,629)	\$461,979 (F)
(\$11,779,460)	(\$18,759,672)	\$6,980,212	(F)	Amount attributable to investing activities	(\$27,447,377)	(\$27,987,629)	\$540,252 (F)
FINANCING ACTIVITIES							
Inflows from financing activities							
\$24,480,684	\$18,813,416	\$5,667,268	(F)	Transfers from reserve accounts	\$28,220,137	\$28,220,137	\$0 (F)
\$24,480,684	\$18,813,416	\$5,667,268	(F)		\$28,220,137	\$28,220,137	\$0 (F)
Outflows from financing activities							
(\$20,089,667)	(\$8,333,216)	(\$11,756,451)	(U)	Transfers to reserve accounts	(\$12,448,420)	(\$12,499,893)	\$51,473 (F)
(\$20,089,667)	(\$8,333,216)	(\$11,756,451)	(U)		(\$12,448,420)	(\$12,499,893)	\$51,473 (F)
\$4,391,017	\$10,480,200	(\$6,089,183)	(U)	Amount attributable to financing activities	\$15,771,717	\$15,720,244	\$51,473 (F)
MOVEMENT IN SURPLUS OR DEFICIT							
\$2,825,406	\$22,612,402	(\$19,786,996)	(U)	Surplus or deficit at the start of the financial year	\$22,881,810	\$22,612,402	\$269,408 (F)
\$15,270,929	(\$8,165,648)	\$23,436,577	(F)	Amount attributable to operating activities	(\$5,483,165)	(\$13,309,969)	\$7,826,804 (F)
(\$11,779,460)	(\$18,759,672)	\$6,980,212	(F)	Amount attributable to investing activities	(\$27,447,377)	(\$27,987,629)	\$540,252 (F)
\$4,391,017	\$10,480,200	(\$6,089,183)	(U)	Amount attributable to financing activities	\$15,771,717	\$15,720,244	\$51,473 (F)
\$10,707,892	\$6,167,282	\$4,540,610	(F)	Surplus or deficit after imposition of general rates	\$5,722,985	(\$2,964,952)	\$8,687,937 (F)

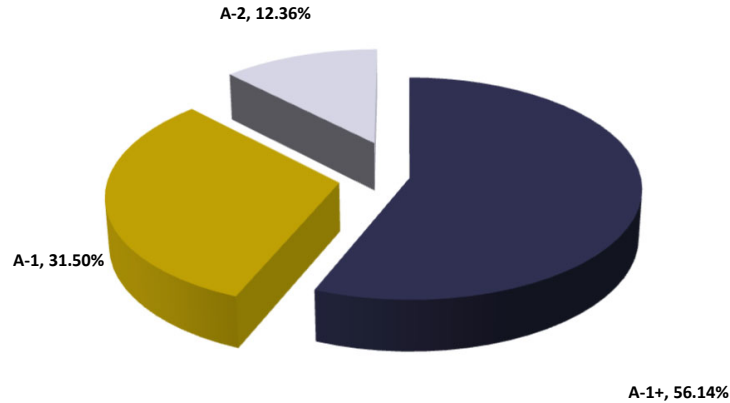
EMRC Investment Report

February 2024

I. Overall Portfolio Limits

S&P Long Term Rating	S&P Short Term Rating	Short Term % Portfolio	Investment Maximum %
AA-	A-1+	56.14%	100.00%
A	A-1	31.50%	100.00%
BBB	A-2	12.36%	40.00%
		100.00%	

Investment by S&P Rating



II. Single Entity Exposure

	S&P Long Term Rating	S&P Short Term Rating	Short Term % Portfolio
ANZ Banking Group	AA-	A-1+	0.00%
AMP	BBB	A-2	12.36%
NAB	AA-	A-1+	8.65%
Westpac / St. George Bank	AA-	A-1+	21.54%
Suncorp	A+	A-1	31.50%
BOQ / ME Bank	BBB+	A-2	0.00%
Commonwealth Bank	AA-	A-1+	25.95%
ING	A	A-1	0.00%
Macquarie Bank	A+	A-1	0.00%
			100.00%

* Non-Fossil Fuel ADI (Authorised Deposit Taking Institution)

III. Term to Maturity Framework

Maturity Profile	Investment Policy Guidelines		
	% Portfolio	% Min	% Max
Less Than 1 Year	100.00%	40%	100%
Greater than 1 year & less than or equal to 3 years	0.00%	0%	60%
		100.00%	

IV. Fossil Fuel Divestment

	% Portfolio	
Non-Fossil Fuel ADI's	31.50%	
Fossil Fuel ADI's	68.50%	
		100.00%

14.3 DISBANDING OF THE CHIEF EXECUTIVE OFFICER PERFORMANCE REVIEW COMMITTEE (CEOPRC)

D2024/06904

PURPOSE OF REPORT

The purpose of this report is to recommend disbanding the Chief Executive Officer Performance Review Committee.

KEY POINT(S)

- The modern role of Council is to set policy and strategy and provide goals and targets for the EMRC.
- The CEOPRC was established in accordance with section 5.8 of the *Local Government Act 1995* (the Act) to administer the CEO's annual performance review process.
- It is intended that any matters in relation to the CEO's performance review which ordinarily would be referred to the CEOPRC first can be referred directly to Council. Therefore, there is no further requirement for the CEOPRC to continue.

RECOMMENDATION(S)

That Council by absolute majority disband the Chief Executive Officer Performance Review Committee.

SOURCE OF REPORT

Chief Financial Officer

BACKGROUND

- 1 At the Ordinary Meeting of Council held on 20 July 2006, Council resolved to establish a Chief Executive Officer Performance Review Committee (CEOPRC).
- 2 The CEOPRC has been established pursuant to section 5.8 of the Act to conduct an annual review of the CEO's performance, remuneration, contract terms and conditions, with the assistance of an external facilitator. Its objective is to ensure that the review of performance of the CEO for the EMRC is undertaken in accordance with the provisions of the Act and the *Local Government (Administration) Regulations 1996* and EMRC's policies.
- 3 The CEOPRC is also bound by a Terms of Reference and comprises of councillors, no deputy members and members are appointed for a period of two years following each ordinary Council election.
- 4 Under its Terms of Reference forming an attachment to this report, the CEOPRC has no delegated powers and no authority to implement its recommendations. Council is ultimately responsible for any decision making in relation to the CEO's performance review.

REPORT

- 5 The feedback on the CEO's annual performance is received from all Councillors, not merely the CEOPRC Committee Members.
- 6 It is administratively inefficient to hold a CEOPRC meeting to go through the CEO's performance and having to redo the same review again at the Council meeting.
- 7 It imposes on administration time and resource including additional cost imposed on the external facilitator.

- 8 Similarly, there is no requirement under the Act for the existence of a CEOPRC or other committee for the purposes of facilitating a CEO performance review process.
- 9 Accordingly, it is proposed that the CEOPRC ceases to exist, together with its terms of reference, and the annual review of the CEO’s performance, remuneration, contract terms and conditions will be determined directly by Council.
- 10 It is intended that the utilisation of an external facilitator is to continue to assist Council in ensuring that the review of performance of the CEO for the EMRC is undertaken in accordance with the provisions of the Act, the *Local Government (Administration) Regulations 1996* and EMRC’s policies.

STRATEGIC/POLICY IMPLICATIONS

- 11 Reporting on EMRC Strategic Policy implications align with the revised Strategic Plan 2017-2027 and the Sustainability Strategy.

FINANCIAL IMPLICATIONS

- 12 The disbanding of a Committee will reduce administrative costs and meeting costs.

SUSTAINABILITY IMPLICATIONS

- 13 Nil

RISK MANAGEMENT

Risk – The existence of a Chief Executive Officer Performance Review Committee is no longer conducive to effective and efficient decision making		
Consequence	Likelihood	Rating
Moderate	Likely	High
Action/Strategy		
Council to resolve to disband the Chief Executive Officer Performance Review Committee		

MEMBER COUNCIL IMPLICATIONS

Member Council	Implication Details
Town of Bassendean	} Nil
City of Bayswater	
Shire of Mundaring	
City of Swan	

ATTACHMENT(S)

CEOPRC Terms of Reference (D2024/06906)

VOTING REQUIREMENT

Absolute Majority



RECOMMENDATION(S)

That Council by absolute majority disband the Chief Executive Officer Performance Review Committee.

COUNCIL RESOLUTION(S)

MOVED

SECONDED



Terms of Reference

Chief Executive Officers Performance Review Committee

1 Objectives of Committee

The Chief Executive Officers Performance Review Committee (CEOPRC) is a formally appointed committee of Council and is responsible to that body. It has been established to conduct an annual review of the Chief Executive Officer's (CEO) performance, remuneration, contract terms and conditions, with the assistance of an external facilitator.

2 Responsibilities

To ensure that the review of performance of the Chief Executive Officer (CEO) for the EMRC is undertaken in accordance with the provisions of the *Local Government Act (1995)* and *Local Government (Administration) Regulations 1996* and EMRC's policies.

3 Duties

The duties of the Committee will include the following:

- (a) Review the Chief Executive Officer's (CEO) performance with the appropriate provisions contained within the CEO's Contract of Employment and agreed performance objectives;
- (b) Prepare and table the concluded Performance Review Report to the Council for consideration and actioning;
- (c) Review the CEO's performance on an on-going basis if the Council or the CEO perceives that there is a need to do so;
- (d) Determine the Performance Objectives to be met by the CEO for the following year and refer them to Council for consideration and actioning;
- (e) Review the CEO's remuneration package, in accordance with the appropriate provisions of the CEO's Contract of Employment and refer the recommendations to Council for consideration and actioning;
- (f) Review the CEO's Contract of Employment and make recommendations to council in relation to varying the contract as and when necessary; and
- (g) Appoint a consultant to assist it in its functions.

4 Membership

- 4.1 The Committee will comprise of six Councillors.
- 4.2 The Committee will have no deputy members.
- 4.3 Members will be appointed for a period of two years following each ordinary Council election.

5 Meetings

- 5.1 The Committee shall hold regular meetings at such times and on such days as the Council may determine by resolution.
- 5.2 Additional meetings will be convened at the discretion of the Chairperson.

6 Operating Procedures

- 6.1 All meetings of the Committee are to be conducted in accordance with the *Local Government Act 1995*, associated Regulations and the *EMRC Standing Orders Local Law 2013*.
- 6.2 A quorum for a meeting of the Committee shall be at least 50% of the number of offices (whether vacant or not) of member of the Committee.
- 6.3 Voting
 - (a) All decisions of the Committee shall be made on the basis of a simple majority decision of the members present or, if another kind of majority has been prescribed by regulations for the particular kind of decision, by that kind of majority.
 - (b) If the decision results in a tied vote, the person presiding is to cast a second vote.
 - (c) Persons other than Committee members are not entitled to cast a vote.
 - (d) All other aspects related to voting procedure shall be consistent with relevant sections of the *EMRC Standing Orders Local Law 2013*.
- 6.4 Other EMRC staff may attend meetings, at the discretion of the Chief Executive Officer, to provide advice and information when required.

7 Reporting

- 7.1 The Committee shall after every meeting forward the minutes of that meeting to the next Ordinary Meeting of Council, including a report explaining any specific recommendations and key outcomes.
- 7.2 The item of Council business referred to in relation to this is to be treated as confidential in accordance with s5.23(2) of the *Local Government Act 1995*, r14(2) of the *Local Government (Administration) Regulations 1996*, *Standing Orders Bylaw 5.3* and Council's Policy for dealing with confidential items.

8 Delegated Power

- 8.1 The Committee has no delegated powers and no authority to implement its recommendations.

Related Documentation

Policy 2.1 Committees of Council

Policy 4.1 Chief Executive Officer - Appointment, Performance Assessment and Review Policy Policy 1.5 Council Meeting Agenda/Minutes Confidential/Late Items

EMRC Standing Orders Local Law 2013

EMRC Code of Conduct



Administration

Adopted | Reviewed by Council

23 September 2010

18 September 2014

6 December 2018

Next Review

Following the Local Government Ordinary Elections in 2021

Responsible Business Unit

Business Support

14.4 REVIEW OF COUNCIL POLICIES

D2024/06907

PURPOSE OF REPORT

The purpose of this report is to review two of the EMRC's policies to ensure responsible and accountable governance and management of the EMRC.

KEY POINT(S)

- Council Policy 1.4 Travelling Costs Incurred by Council Members was last fully reviewed at the meeting of Council held on 23 September 2021.
- Council Policy 3.1 Annual Financial Reporting Policy were last fully reviewed at the meeting of Council held on 24 June 2021.
- It is proposed that existing policies, as revised, be adopted.

RECOMMENDATION(S)

That:

1. Council adopt Council Policy 1.4 Travelling Costs Incurred by Council Members as reviewed and amended forming Attachment 3 to this report.
2. Council adopt Council Policy 3.1 Annual Financial Reporting Policy as reviewed and amended forming Attachment 5 to this report.
3. The adopted policies, as reviewed and amended forming Attachment 3 to this report, be scheduled to be reviewed again in four years.

SOURCE OF REPORT

Chief Executive Officer

BACKGROUND

- 1 Council Policy 1.4 Travelling Costs Incurred by Council Members was last fully reviewed at the meeting of Council held on 23 September 2021.
- 2 In relation to Council Policy 1.4 Travelling Costs Incurred by Council Members, Council resolved as follows:

“THAT:
 1. *REVISED EMRC POLICY 1.4 - TRAVELLING COSTS INCURRED BY COUNCIL MEMBERS POLICY FORMING ATTACHMENT 3 TO THIS REPORT BE ADOPTED BY COUNCIL.*
 2. *EMRC POLICY 1.4 - TRAVELLING COSTS INCURRED BY COUNCIL MEMBERS POLICY BE NEXT REVIEWED IN THE TWELVE MONTHS FOLLOWING THE ORDINARY ELECTION DAY IN 2023.”*

3 Council Policy 3.1 Annual Financial Reporting Policy was last fully reviewed at the meeting of Council held on 24 June 2021.

4 Similarly, in relation to Council Policy 3.1 Annual Financial Reporting Policy, Council resolved as follows:

“THAT THE REVISED EMRC POLICY 3.1 ANNUAL FINANCIAL REPORTING POLICY FORMING ATTACHMENT 2 TO THIS REPORT BE ADOPTED BY COUNCIL.

REPORT

5 The policies of the EMRC, determined by Council as required by Section 2.7(2)(b) of the *Local Government Act 1995* (the Act), guide and inform management and the public about key Council policies and procedures. It is important that policies are reviewed periodically and amended where necessary.

6 EMRC’s Executive Leadership Team, together with relevant Officers, have undertaken a comprehensive review of two policies. The following objectives were used as a basis for undertaking the review:

- To ensure policies met the definition of a policy;
- To incorporate in the policies appropriate amendments to account for changes due to legislative changes (if any) or details such as dates, times and values since the last review; and
- To ensure the policies are contemporary and appropriate for the Council.

7 Two policies have been reviewed and the changes are tabled here for Council’s consideration.

8 The main types of considerations for this review are as follows:

- Maintain the current policy without amendment;
- Maintain the policy with amendments; and
- Delete the policy if it is no longer required, for example if these are covered under the *Local Government Act 1995* and regulations or has been incorporated into another policy.

9 A summary of the proposed changes to the Council policies are provided in Attachment 1 of this report.

10 The proposed changes are tracked and provided in Attachment 2 of this report.

11 All the changes are minor updates only. No significant changes have been made to the policies.

12 A clean copy of the final draft of the revised two policies are tabled for Council’s consideration for adoption, forming Attachment 3 of this report.

13 Consistent with previous Council instructions to review Policy every four years, all the policies will be reviewed progressively during a four year cycle.

STRATEGIC/POLICY IMPLICATIONS

14 Reporting on EMRC Strategic Policy implications align with the revised Strategic Plan 2017-2027 and the Sustainability Strategy:

Target - Sustainability integrated into management processes.

FINANCIAL IMPLICATIONS

15 Nil

SUSTAINABILITY IMPLICATIONS

16 The policies under review contribute to sustainability by informing management and the public about key Council policies and procedures.

RISK MANAGEMENT

Risk – Non-Compliance with Local Government Act and Administration Regulations.		
Consequence	Likelihood	Rating
Moderate	Unlikely	Moderate
Action/Strategy		
➤ Council to adopt the revised Council Policies 1.4 and 3.1.		

MEMBER COUNCIL IMPLICATIONS

Member Council	Implication Details
Town of Bassendean	} Nil
City of Bayswater	
Shire of Mundaring	
City of Swan	

ATTACHMENT(S)

1. Summary of two EMRC policies and recommended changes (D2024/06908)
2. Revised Policy 1.4 - Travelling Costs Incurred by Council Members with tracked changes (D2024/06912)
3. Revised Policy 1.4 - Travelling Costs Incurred by Council Members incorporating changes made ie. final policy document (D2024/06914)
4. Revised Policy 3.1 – Annual Financial Reporting with tracked changes (D2024/06916)
5. Revised Policy 3.1 – Annual Financial Reporting incorporating changes made i.e. final policy document (D2024/06919)



VOTING REQUIREMENT

Simple Majority

RECOMMENDATION(S)

That:

1. Council adopt Council Policy 1.4 Travelling Costs Incurred by Council Members as reviewed and amended forming Attachment 3 to this report.
2. Council adopt Council Policy 3.1 Annual Financial Reporting Policy as reviewed and amended forming Attachment 5 to this report.
3. The adopted policies, as reviewed and amended forming Attachment 3 to this report, be scheduled to be reviewed again in four years.

COUNCIL RESOLUTION(S)

MOVED

SECONDED



Summary of EMRC Policies and Recommended Changes

1. MANAGEMENT POLICIES

No:	Policy Title	Summary of Changes
1.4	Travelling Costs Incurred by Council Members	Keep with minor amendments including: <ul style="list-style-type: none"> ➤ Process for parking fee reimbursement for members of Council. ➤ Claims for travelling costs to include total kilometres travelled in relation to each trip.

3. FINANCE POLICIES

No:	Policy Title	Summary of Changes
3.1	Annual Financial Reporting Policy	Keep with minor amendments including: <ul style="list-style-type: none"> ➤ Additional lists of assets under the Depreciation heading. ➤ Explanation of when an asset begins and ceases. ➤ Updates to Rates and Timing of Asset Valuations paragraphs.



Council Policy 1.4

Travelling Costs Incurred by Council Members Policy

Strategic Plan Objective

To achieve the EMRC Plan for the Future in accordance with the revised 10 Year Strategic Plan 2017-2027 and the Sustainability Strategy 2022/2023 – 2026/2027.

~~3.3 To provide responsible and accountable governance and management of the EMRC.~~

Purpose

To establish payment guidelines for members of Council for travelling on Council business.

Legislation

Local Government Act (1995) s.5.98 (2) – (4)

Local Government (Administration) Regulations 1996, Reg. 31, 32

Local Government (Financial Management) Regulations 1996, Reg. 44

Policy Statement

- Claims by members of Council for travelling costs where:
 - ⇒ The members attendance at a Council or committee meeting of which he or she is also a member of; or acting in the capacity as a Councillor of the EMRC;
 - ⇒ The member is attending in his/her capacity associated with performing a function under the express authority of Council or in accordance with the Establishment Agreement of the EMRC; be reimbursed on the basis detailed in [the following](#) clause 2 of this policy.
 - ⇒ The member is using a private vehicle, the rate of reimbursement shall be in accordance with the rates laid down for making motor vehicle claims under the “cents per kilometre method” permissible under the *Income Tax Assessment Act 1997*.
 - ⇒ The member is using a taxi, [ride-share](#) or public transport the reimbursement shall be the actual amount of the fare paid by the member.
 - ⇒ [The member incurred parking fees as a result of travel to any occasion referred to above shall be reimbursed upon submit of tax invoices or receipts accompanying the associated travel claim form.](#)
- Claims for travelling costs must be in writing, detailing the date, [destination](#) and purposes of the travel, be signed by the Councillor and in the case of claims for use of a private vehicle, include the [opening and closing reading of the vehicle's odometer total kilometres travelled](#) in relation to each trip being reimbursed.

Financial Considerations

Costs will be allocated against budget provisions. A statutory provision which requires a budget allocation.

Adopted/Reviewed

24 April 1997

22 July 1999

2 May 2002

26 June 2003

20 May 2004

23 February 2006

18 September 2008

23 September 2010

18 September 2014

6 December 2018

23 September 2021

28 March 2024

Next Review

Following the Local Government elections in 2025

~~Following the Ordinary Elections in 2023~~

Responsible Unit

Business Support Team



Council Policy 1.4

Travelling Costs Incurred by Council Members Policy

Strategic Plan Objective

To achieve the EMRC Plan for the Future in accordance with the revised *10 Year Strategic Plan 2017-2027* and the *Sustainability Strategy 2022/2023 – 2026/2027*.

Purpose

To establish payment guidelines for members of Council for travelling on Council business.

Legislation

Local Government Act (1995) s.5.98 (2) – (4)

Local Government (Administration) Regulations 1996, Reg. 31, 32

Local Government (Financial Management) Regulations 1996, Reg. 44

Policy Statement

- Claims by members of Council for travelling costs where:
 - ⇒ The members attendance at a Council or committee meeting of which he or she is also a member of; or acting in the capacity as a Councillor of the EMRC;
 - ⇒ The member is attending in his/her capacity associated with performing a function under the express authority of Council or in accordance with the Establishment Agreement of the EMRC; be reimbursed on the basis detailed in the following clause of this policy.
 - ⇒ The member is using a private vehicle, the rate of reimbursement shall be in accordance with the rates laid down for making motor vehicle claims under the “cents per kilometre method” permissible under the *Income Tax Assessment Act 1997*.
 - ⇒ The member is using a taxi, ride-share or public transport the reimbursement shall be the actual amount of the fare paid by the member.
 - ⇒ The member incurred parking fees as a result of travel to any occasion referred to above shall be reimbursed upon submit of tax invoices or receipts accompanying the associated travel claim form.
- Claims for travelling costs must be in writing, detailing the date, destination and purposes of the travel, be signed by the Councillor and in the case of claims for use of a private vehicle, include the total kilometres travelled in relation to each trip being reimbursed.

Financial Considerations

Costs will be allocated against budget provisions.

Adopted/Reviewed

24 April 1997

22 July 1999

2 May 2002

26 June 2003

20 May 2004

23 February 2006

18 September 2008

23 September 2010

18 September 2014

6 December 2018

23 September 2021

28 March 2024

Next Review

Following the Local Government elections in 2025

Responsible Unit

Business Support Team



Council Policy 3.1

Annual Financial Reporting Policy

Strategic Plan Objective

To achieve the EMRC Plan for the Future in accordance with the revised 10 Year Strategic Plan 2017-2027 and the Sustainability Strategy 2022/2023 – 2026/2027.

~~3.3 To provide responsible and accountable governance and management of the EMRC.~~

~~3.4 To continue to improve financial and asset management practices.~~

Purpose

To endorse accounting policies as part of the preparation of the Council's annual financial statements.

Legislation

Local Government Act 1995

Local Government (Financial Management) Regulations 1996

Australian Accounting Standards

Policy Statement

1 Reporting Entity

The reporting entity is the Eastern Metropolitan Regional Council.

2 Basis of Accounting

The financial statements shall be drawn up in accordance with the accounting standards and disclosure requirements of the Australian accounting bodies, the *Local Government Act 1995*, and the *Local Government (Financial Management) Regulations 1996*.

3 Asset Classification

The following classifications are to be utilised for recording assets:

- Land
- Buildings
- Structures
- Plant
- Equipment
- Furniture and Fittings

4 Depreciation

Fixed Assets excluding freehold land and art works are to be depreciated over their estimated useful lives on a straight line basis as follows:

<u>Asset Class</u>	<u>Useful life</u>
➤ Buildings	<u>7.50 to 100 years</u> 4.00 13.33% (based on components)
➤ Structures	
⇒ General	<u>15 to 105 years</u> 0.95 6.67%
⇒ Class III & IV Waste Cells	<u>Based on % of actual usage</u>
➤ Plant	<u>3 to 24 years</u> 4.17 33.33%
➤ Furniture and fittings	<u>3 to 25 years</u> 4.00 33.33%
➤ Equipment	<u>3 to 25 years</u> 4.00 33.33%
➤ <u>Post closure assets</u>	<u>Based on actual usage</u>
➤ <u>Landfill cells</u>	<u>Based on actual usage</u>

Depreciation of an asset begins when it is available for use, ie when it is in the location and condition necessary for its to be capable of operating in the manner intended by management.

Depreciation of an asset ceases at the earlier date that the asset is classified as held for sale in accordance with AASB 5 and the date the asset is derecognised. ~~Assets are to be depreciated when completed and held ready for use.~~

5 Capitalisation Thresholds

As per Regulation 17A(5) of the *Local Government (Financial Management) Regulations 1996*, capitalisation threshold for the EMRC's asset is \$5,000.

6 Rates

Although the Eastern Metropolitan Regional Council does not levy rates, Accordingly rating information as required the statement of financial activity is required to be presented in the annual financial report under r.36(3)(a) of the Local Government (Financial Management) Regulations 1996. ~~(36)(3)(a) (r39) is not required to be presented in the financial statements.~~

7 Timing of Asset Valuations

In accordance with ~~As per R~~ regulation 17A(4) of the *Local Government (Financial Management) Regulations 1996*, the EMRC undertook ~~will be undertaking~~ revaluations on its Land, Buildings and Infrastructure classes of assets during the 2020/2021 financial year and will be revalued ~~then~~ every 4 years thereafter.

8 Revaluation Thresholds

Revaluation thresholds shall be:

➤ Land	No limit
➤ Buildings	\$5,000
➤ Road Infrastructure	\$5,000
➤ Other Infrastructures	\$5,000

9 Landfill Cells

There are three general components of cell construction:

- Cell excavation and development costs;
- Cell liner costs; and
- Cell capping costs.

All cell excavation and development costs and cell liner costs are capitalised and depreciated over the useful life of the cell based on the volumetric usage of the landfill cell air space during the year.

Cell capping costs are expensed as they occur as part of ongoing site rehabilitation.

Financial Considerations

Nil

Adopted/Reviewed

27 October 1994

22 July 1999

2 May 2022

20 May 2004

23 February 2006

18 September 2008

23 September 2010

19 June 2014

18 September 2014

17 September 2015

6 December 2018

23 May 2019

24 June 2021

[28 March 2024](#)

Next Review

[Following the Local Government elections in 2025](#)~~June 2025~~

Responsible Unit

Business Support Team



Council Policy 3.1

Annual Financial Reporting Policy

Strategic Plan Objective

To achieve the EMRC Plan for the Future in accordance with the revised *10 Year Strategic Plan 2017-2027* and the *Sustainability Strategy 2022/2023 – 2026/2027*.

Purpose

To endorse accounting policies as part of the preparation of the Council's annual financial statements.

Legislation

Local Government Act 1995

Local Government (Financial Management) Regulations 1996

Australian Accounting Standards

Policy Statement

1 Reporting Entity

The reporting entity is the Eastern Metropolitan Regional Council.

2 Basis of Accounting

The financial statements shall be drawn up in accordance with the accounting standards and disclosure requirements of the Australian accounting bodies, the *Local Government Act 1995*, and the *Local Government (Financial Management) Regulations 1996*.

3 Asset Classification

The following classifications are to be utilised for recording assets:

- Land
- Buildings
- Structures
- Plant
- Equipment
- Furniture and Fittings

4 Depreciation

Fixed Assets excluding freehold land and art works are to be depreciated over their estimated useful lives on a straight line basis as follows:

Asset Class	Useful life
➤ Buildings	7.50 to 100 years (based on components)
➤ Structures	
⇒ General	15 to 105 years
⇒ Class III & IV Waste Cells	Based on actual usage
➤ Plant	3 to 24 years
➤ Furniture and fittings	3 to 25 years
➤ Equipment	3 to 25 years
➤ Post closure assets	Based on actual usage
➤ Landfill cells	Based on actual usage

Depreciation of an asset begins when it is available for use, ie when it is in the location and condition necessary for its to be capable of operating in the manner intended by management.

Depreciation of an asset ceases at the earlier date that the asset is classified as held for sale in accordance with AASB 5 and the date the asset is derecognised.

5 Capitalisation Thresholds

As per Regulation 17A(5) of the *Local Government (Financial Management) Regulations 1996*, capitalisation threshold for the EMRC's asset is \$5,000.

6 Rates

Although the Eastern Metropolitan Regional Council does not levy rates, the statement of financial activity is required to be presented in the annual financial report under r.36(3)(a) of the *Local Government (Financial Management) Regulations 1996*.

7 Timing of Asset Valuations

In accordance with regulation 17A(4) of the *Local Government (Financial Management) Regulations 1996*, the EMRC undertook revaluations on its Land, Buildings and Infrastructure classes of assets during the 2020/2021 financial year and will be revalued every 4 years thereafter.

8 Revaluation Thresholds

Revaluation thresholds shall be:

➤ Land	No limit
➤ Buildings	\$5,000
➤ Road Infrastructure	\$5,000
➤ Other Infrastructures	\$5,000

9 Landfill Cells

There are three general components of cell construction:

- Cell excavation and development costs;
- Cell liner costs; and
- Cell capping costs.

All cell excavation and development costs and cell liner costs are capitalised and depreciated over the useful life of the cell based on the volumetric usage of the landfill cell air space during the year.

Cell capping costs are expensed as they occur as part of ongoing site rehabilitation.

Financial Considerations

Nil

Adopted/Reviewed

27 October 1994
22 July 1999
2 May 2022
20 May 2004
23 February 2006
18 September 2008
23 September 2010
19 June 2014
18 September 2014
17 September 2015
6 December 2018
23 May 2019
24 June 2021
28 March 2024

Next Review

Following the Local Government elections in 2025

Responsible Unit

Business Support Team

14.5 ITEMS CONTAINED IN THE INFORMATION BULLETIN (D2024/06573)

The following items are included in the Information Bulletin, which accompanies the Agenda.

1. OUTSTANDING COUNCIL RESOLUTIONS REGISTER (D2024/06575)
2. CEO EXERCISE OF DELEGATED POWERS AND DUTIES (D2024/06574)
3. 2023/2024 COUNCIL TONNAGE COMPARISONS AS AT 29 FEBRUARY 2024 (D2024/06379)

RECOMMENDATION

That the Council notes the items contained in the Information Bulletin accompanying the 28 March 2024 Ordinary Meeting of Council Agenda.

COUNCIL RESOLUTION

MOVED

SECONDED

15 REPORTS OF COMMITTEES

15.1 AUDIT COMMITTEE MEETING HELD 7 MARCH 2024 (RECONVENED ON 14 MARCH 2024) (D2024/07471)

The minutes of the Audit Committee meeting held on 14 March 2024 accompany and form part of this agenda – (refer to section of ‘Minutes of Committees’ for Council accompanying this Agenda).

QUESTIONS

The Chairperson invites general questions from members on the minutes of the Audit Committee.

RECOMMENDATION(S)

That with the exception of items, which are to be withdrawn and dealt with separately, Council adopts the recommendations in the Audit Committee report (Section 15.1).

That Council notes the recommendation(s) in the Audit Committee report (Section 15.1).

COUNCIL RESOLUTION(S)

MOVED

SECONDED

16 REPORTS OF DELEGATES

16.1 MUNICIPAL WASTE ADVISORY COUNCIL (MWAC) MINUTES HELD 21 FEBRUARY 2024



MUNICIPAL WASTE ADVISORY COUNCIL
"Getting the Environment Right"

Municipal Waste Advisory Council

Minutes

4:00pm Wednesday, 21 February 2024

Online

Contents

1	Procedural Matters	4
1.1	Confirmation of the Previous MWAC Minutes	4
2	Business Arising	4
3	Decision Items	4
3.1	Waste Levy Policy Statement and Advocacy Position**	5
3.2	Environment Minister Correspondence	7
4	Discussion Items	8
4.1	Waste Priorities 2024.....	8
5	Information Items	10
5.1	Policy Statement Review Update.....	10
5.2	Wheatbelt Waste & Environment Summit – Save the Date.....	10
5.3	Farewell Candy Wong	10
5.4	Meeting with Waste Authority Chair/Consultation Update.....	11
6	Reports	11
6.1	MWAC Groups	11
6.2	External Committees & Working Groups.....	11
7	Other General Business	12
8	Next Meeting	12

Attendance

Cr Giorgia Johnson (Bayswater)	Eastern Metropolitan Regional Council	<i>Chair</i>
Cr Natasha Colliver	City of Greater Geraldton	
Cr Brad Wylynko (Cottesloe)	Western Metropolitan Regional Council	
Cr Laurene Bonza (Dundas)	WALGA State Council	
Cr Michael Dudek (Stirling)	WALGA State Council	
Cr Bronwyn Smith (Wanneroo)	WALGA State Council	
Ms Ruth March (Albany)	Non-Metropolitan Local Government	<i>OAG Chair</i>
Mr Nick Edwards	Bunbury Harvey Regional Council	
Mr Brendan Doherty	Resource Recovery Group	
Ms Libby Eustance	Western Metropolitan Regional Council	
Mr Brett Jackson (Kalamunda)	Metropolitan Local Government	
Mr Darrell Monteiro (Serpentine Jarrahdale)	Metropolitan Local Government	
Ms Jacky Jurmann (Northam)	Non-Metropolitan Local Government	
Ms Rebecca Brown	MWAC / WALGA	
Ms Tazra Hawkins	MWAC / WALGA	
Ms Conor Macgill	MWAC / WALGA	

Apologies

Cr Peter Abetz	City of Gosnells	<i>Observer</i>
Nicole Matthews	WALGA	
Cr Karen Wheatland (Melville)	WALGA State Council	<i>Deputy Chair</i>
Mayor Hannah Fitzhardinge (Fremantle)	Resource Recovery Group	
Mr Michael Dufour	City of Greater Geraldton	
Cr Wendy Dickinson (Harvey)	Bunbury Harvey Regional Council	
Cr Karen Chappel JP	WALGA President	<i>Observer</i>
Ms Yvette Plimbley (Stirling)	Metropolitan Local Government	<i>OAG Deputy</i>
Mr Scott Cairns	Mindarie Regional Council	
Cr Les Price (Cue)	WALGA State Council	

Acknowledgement of Country

WALGA acknowledges the continuing connection of Aboriginal people to Country, culture and community. We embrace the vast Aboriginal cultural diversity throughout Western Australia, including Boorloo (Perth) on the land of the Whadjuk Noongar People where WALGA is located, and we acknowledge and pay respect to Elders past and present. WALGA is committed to supporting the efforts of WA Local Governments to foster respectful partnerships and strengthen relationships with local Aboriginal communities.

1 Procedural Matters

1.1 Confirmation of the Previous MWAC Minutes

MUNICIPAL WASTE ADVISORY COUNCIL MOTION

That the Minutes of the meeting of the Municipal Waste Advisory Council held on Wednesday, 13 December 2023 be confirmed as a true and accurate record of the proceedings.

Moved Cr Dudek
Seconded Cr Bonza

CARRIED

2 Business Arising

No Business Arising issues for consideration.

3 Decision Items

3.1 Waste Levy Policy Statement and Advocacy Position***

MUNICIPAL WASTE ADVISORY COUNCIL MOTION

That the Municipal Waste Advisory Council:

1. Rescind the existing WALGA *Waste Levy Policy Statement* and Advocacy Position 7.4 *Waste Management Funding*:

Local Government considers that:

1. *Waste Avoidance and Resource Recovery Levy funds should be hypothecated to strategic waste management activities in line with the State Waste Strategy and strongly opposes the application of the Levy to non-waste management related activities, such as funding State Government core activities; and*
2. *The Levy should not be applied to licensed landfills outside the metropolitan area.*

Endorse a revised WALGA *Waste Levy Policy Statement* and Advocacy Position 7.4 *Waste Levy* as follows:

The Waste Avoidance and Resource Recovery Levy (the Levy) was established in WA to fund programs relating to the management, reduction, reuse, recycling, monitoring or measurement of waste and administering the fund. The current Levy is applied to waste generated, or landfilled, in the Perth metropolitan area.

Currently, only 25% of the collected funds are retained for strategic waste management activities, 75% are allocated to the ongoing operations of the Department responsible for administration of the Levy.

Local Government considers that:

- 1. The Waste Avoidance and Resource Recovery Levy funds must be fully hypothecated to strategic waste management activities in line with the State Waste Strategy. Local Government strongly opposes the application of the Levy to non-waste management related activities, such as funding State Government core activities.*
- 2. Strategic waste management activities funded by the State Government should:*
 - Provide adequate funding and support for Regional Councils, non-metropolitan and metropolitan Local Governments;*
 - Reflect the targets and priorities within the Waste Strategy;*
 - Fully fund and acknowledge the life cycle costs of infrastructure and services; and*
 - Facilitate the development, implementation and ongoing operation of Product Stewardship Schemes.*
- 3. The Levy should not be applied to waste generated in the non-metropolitan area. Non-metropolitan Local Governments do not consider it feasible, or appropriate, to implement the Levy in areas with a limited rate base, access to markets for recycled materials, economic growth and resources to manage such a change.*
- 4. The Levy should not be applied to waste received at premises undertaking licensed activities whose primary purpose is resource recovery.*
- 5. The Levy must be supported by a clear, evidence-based rationale to demonstrate the suitability of how charges are set, how and where funds are allocated, and the extent to which it is delivering on its objectives.*

**Moved Cr Dudek
Seconded Cr Bonza**

CARRIED

In Brief

- The [Waste Levy Policy Statement](#) was first endorsed in 2008 and amended in 2018. The statement outlines the Local Government position on levies charged on the weight or volume of waste received at licensed premises and the application of those funds to waste management activities.
- In 2023, the WA Government published the findings of a Review of the Waste Avoidance and Resource Recovery (WARR) Levy. The consultation summary report and supporting consultant report can be accessed on the Department of Water and Environmental Regulation (DWER) [website](#).
- Key outcomes of the Levy Review included a five-year schedule of increases and a commitment to investigate extending the levy boundary to regional areas.

- The Waste Levy Policy Statement and Advocacy Position have been updated to ensure the language and style is contemporary and emphasise:
 - Full hypothecation of the Levy
 - The key areas of expenditure for the Levy
 - Opposition to the expansion of the Levy's geographic application
 - Opposition to the application of the Levy to resource recovery activities
 - The need for a clear evidence based rationale for setting and expending the Levy.

Background

WALGA's [Waste Levy Policy Statement](#) was first endorsed in 2008, and amended in 2018 to reflect the implementation of the Waste Avoidance and Resource Recovery Strategy 2030 (State Waste Strategy). The current Advocacy Position 7.4 *Waste Management Funding* is as follows:

Local Government considers that:

1. *Waste Avoidance and Resource Recovery Levy funds should be hypothecated to strategic waste management activities in line with the State Waste Strategy and strongly opposes the application of the Levy to non-waste management related activities, such as funding State Government core activities; and*
2. *The Levy should not be applied to licensed landfills outside the metropolitan area.*

It is proposed to rescind the above Advocacy Position and replace it with the following:

The Waste Avoidance and Resource Recovery Levy (the Levy) was established in WA to fund programs relating to the management, reduction, reuse, recycling, monitoring or measurement of waste and administering the fund. The current Levy is applied to waste generated, or landfilled, in the Perth metropolitan area.

Currently, only 25% of the collected funds are retained for strategic waste management activities, 75% are allocated to the ongoing operations of the Department responsible for administration of the Levy.

Local Government considers that:

1. *Waste Avoidance and Resource Recovery Levy funds must be fully hypothecated to strategic waste management activities in line with the State Waste Strategy. Local Government strongly opposes the application of the Levy to non-waste management related activities, such as funding State Government core activities.*
2. *Strategic waste management activities funded by the State Government should:*
 - *Provide adequate funding and support for Regional Councils, non-metropolitan and metropolitan Local Governments;*
 - *Reflect the targets and priorities within the Waste Strategy;*
 - *Fully fund and acknowledge the life cycle costs of infrastructure and services; and*
 - *Facilitate the development, implementation and ongoing operation of Product Stewardship Schemes.*
2. *The Levy should not be applied to waste generated in the non-metropolitan area. Non-metropolitan Local Governments do not consider it feasible, or appropriate, to implement the Levy in areas with a limited rate base, access to markets for recycled materials, economic growth and resources to manage such a change.*
3. *The Levy should not be applied to waste received at premises undertaking licensed activities whose primary purpose is resource recovery.*

4. *The Levy must be supported by a clear, evidence-based rationale to demonstrate the suitability of how charges are set, how and where funds are allocated, and the extent to which it is delivering on its objectives.*

The Policy Statement (**attached**) has been updated to make the language more contemporary and outlines the Local Government position on levies charged on the weight or volume of waste received while undertaking licenced activities, and the application of those funds to waste management activities.

Comment

Currently, 75% of funds collected through the Levy go to consolidated revenue with the remaining 25% hypothecated to the Waste Avoidance and Resource Recovery (WARR) Account. A significant proportion of funds allocated to the WARR Account goes into funding ongoing operations of the Department. MWAC, at its December meeting, identified the importance of full hypothecation of the Levy to strategic waste management activities. [WALGA's Budget Submission](#) identifies the need for the full Levy amount to be expended on strategic waste management initiatives.

WALGA's 2020 [Submission](#) to the Levy Review reiterated key points of the Policy Statement, in particular the concerns of Local Government regarding a potential expansion of the levy to non-metropolitan areas. Following the Levy Review, DWER has advised it is preparing a consultation regulatory impact statement (CRIS) on options to expand the area where the WARR Levy applies. This is expected to be released for comment in early 2024. The CRIS will examine the benefits, costs and financial impacts of expanding the area.

WALGA is undertaking investigation of the current levies in place across other states and territories and comparing the proportion of funds returned to waste management activities. A comparison table and summary document are **attached**. Also being developed are projections, based on several scenarios, for the trajectory of the Levy and potential waste tonnages. This work will help inform advocacy for increased hypothecation of Levy funds to Local Government to assist the sector in meeting Waste Strategy targets.

Discussion of the updated Statement and Position at the Officer's Advisory Group clarified that the Position continues to include waste to energy as a form of Resource Recovery, therefore the position does not support the Levy being applied to waste to energy.

Discussion at the Municipal Waste Advisory Council

MWAC discussed the use of the Levy, including the need for transparency regarding its expenditure and a clear timeline for any future increases. The State Budget projections for the Levy show a decreased income, but greater hypothecation of the Levy to the WARR Account to compensate for the reduced income. MWAC requested that the wording regarding the use of the Levy be strengthened.

3.2 Environment Minister Correspondence

MUNICIPAL WASTE ADVISORY COUNCIL MOTION

That the Municipal Waste Advisory Council write to the Environment Minister:

1. Seeking an update on the outcomes of the consultation on the Container Deposit Scheme expansion, timeframe for implementation of the expansion and reiterating Local Government's strong support for the expansion of the Container Deposit Scheme to include wine and spirit bottles as a minimum.
2. Expressing Local Governments' concern about the impacts of the e-waste to Landfill Ban and the need for further funding and effective product stewardship.

Moved Cr Bonza

Seconded Mr Edwards

CARRIED

In Brief

- In 2023, Local Government identified several priority issues, including the expansion of the Container Deposit Scheme and the need for effective product stewardship for e-waste, prior to the implementation of a Landfill ban.
- It is anticipated that the Export Ban on Paper and Cardboard will be implemented in 2024, the expansion of the CDS would assist Local Government, by reducing the amount of glass in kerbside and therefore the potential for contamination.
 - Local Government strongly supports the expansion of the Container Deposit Scheme to include wine and spirit bottles as a minimum.
 - WALGA actively engaged with the Department of Water and Environmental Regulation through the consultation process, and working group, to progress this reform.
 - Over 6 months has elapsed since the close of consultation, and to date no public information has been released on the outcome of the consultation or next steps in the process.
- The e-waste landfill ban is also scheduled for implementation in 2024, and an effective product stewardship scheme is not in place. Local Governments are concerned about the likely increase in quantity of e-waste being deposited at drop off locations.

Background

Container Deposit Scheme

[Consultation](#) on the expansion of the Container Deposit Scheme to include all beverage containers between 150ml and 3 litres (other than plain milk and registered health tonics) closed 1 June 2023. WALGA made a comprehensive [Submission](#), expressing strong support for the expansion of the Scheme to include wine and spirit bottles – as a minimum. WALGA was also part of a DWER Container Deposit Scheme Working Group regarding the expansion. The majority of stakeholders, except the wine industry, expressed support for the expansion of the Scheme as it would increase resource recovery, reduce litter and provide social benefits.

It has now been over 6 months since the consultation closed and no further information has been publicly released on the outcomes of the consultation or the next steps in the process. The QLD Government has expanded its CDS, as of [1 November 2023](#), to include wine and spirit bottles. The

consultation undertaken in QLD on the expansion of their Scheme indicated strong support, with 99% of consultation respondents in favour of the expansion.

E-waste Landfill Ban

In 2023, WALGA endorsed an Advocacy Position that the sector did not support landfill bans in the absence of effective product stewardship. Local Governments have expressed concern that with the increased public awareness, prompted by promotion of the e-waste landfill ban, there will be increasing amount of e-waste dropped off at Local Government sites which will significantly increase costs. WALGA has been engaged and advocating at the national level regarding the development of a Product Stewardship Scheme for all e-waste, which also covers all costs associated with recycling, however it is unlikely the national scheme will be implemented until 2025.

Comment

It is proposed that the WALGA President write to the Environment Minister seeking an update on the outcomes of the consultation on the Container Deposit Scheme expansion, timeframe for implementation of the expansion and reiterating Local Government's strong support for the expansion of the Container Deposit Scheme to include wine and spirit bottles as a minimum. The letter would express Local Governments concern about the impacts of the e-waste to Landfill Ban and the need for further funding and effective product stewardship.

Discussion at the Officer's Advisory Group identified the need for funding to be provided to Local Government to cover the recycling and transport costs associated with e-waste recycling. The recently [announced](#) State Government funding is for infrastructure, but this does not address the concerns being expressed by the sector. There was support for funding to be provided for both temporary collection events and to permanent drop off sites, for all types of electronic waste.

Discussion at the Municipal Waste Advisory Council

MWAC supported sending correspondence to the Minister. There was some discussion of requesting a delay to the implementation of the E-waste landfill ban, however it was considered unlikely the Government would agree to a delay. There was strong support for additional funding for Local Government to cover the costs of transport and recycling of e-waste.

4 Discussion Items

4.1 Waste Priorities 2024

In Brief

- WALGA has developed a set of Policy Priorities for 2024, reviewing the 2023 waste related priorities and refining the direction for the coming year.
- The priorities for 2023 included a focus on the WARR Strategy, WARR Levy and regulatory settings and product stewardship. The priorities for 2024 continue this work and include new advocacy items relating to the State Waste Infrastructure Plan and asbestos management.

For Discussion

- Review and discuss priorities

Background

WALGA developed a [Policy Priorities](#) document in 2023, with input from MWAC on waste issues. The 2023 priorities have been revised and updated to refine the direction for the coming year.

The key 2023 priorities identified relating to waste included:

- Review of the WARR Strategy, certainty on the trajectory for the WARR Levy and the provision of appropriate regulatory settings and guidelines that assist Local Governments to meet WARR Strategy targets.
- Development of a WALGA Circular Economy Policy Position.
- Implementation of comprehensive and effective product stewardship for products such as electronic waste, packaging, mattresses and tyres.
- Expansion of the Container Deposit Scheme, to include wine and spirit bottles as a minimum.

In relation to achieving the 2023 priorities, action has included:

- Submission on the directions paper for the WARR Strategy, with a new draft Strategy anticipated in early 2024.
- A 5-year trajectory for the Levy has been released.
- Work continues on regulatory settings, such as the recovered materials framework and State Waste Infrastructure Plan.
- WALGA has provided input/Submissions/undertaken advocacy on the key material types, e-waste, packaging, mattresses and tyres. With e-waste and packaging progressing most.
- WALGA was part of the working group on the Container Deposit Scheme expansion and provided input to the Department on this matter.

The 2024 priorities include:

- Increase the proportion of the Waste Levy being provided to Local Government to assist the sector in meeting the State Waste Strategy targets and provide investment certainty.
- Regulatory certainty achieved through provision of the Waste Derived Materials Framework, new DWER Regulatory Framework in place providing a risk-based approach to regulation, and the completion of the WARR Strategy Review and revised State Waste Strategy.
- Advocate to ensure the State Waste Infrastructure Plan is fit for purpose across WA, with a specific focus on ensuring sufficient regional infrastructure.
- Continued advocacy for Product Stewardship Schemes in place for Electrical and Electronic Waste, Packaging, Tyres and Mattresses which address WALGA's 10 Principles for Product Stewardship.
- Development of a WALGA Circular Economy Policy Position.
- Research and engage with Local Government on key issues with asbestos, including illegal dumping, Local Government infrastructure, emergency management and community need to identify priority action areas and funding required.

Officers strongly supported advocacy to achieve a full hypothecation of the Waste Levy, as this drives funding availability for many other initiatives. There was support for the inclusion of asbestos in the priority list.

Discussion at the Municipal Waste Advisory Council

It was identified that in the non-metropolitan area the requirements to maintain accreditation for licenced asbestos removalists were problematic. These requirements include a certain number, and type, of jobs in a specific time period. This does not always occur in regional areas. The Executive Officer will raise this issue at the Across Agency Asbestos Working Group.

MWAC was keen to see the development of the Circular Economy position and BHRC offered to provide input based on the projects they are currently undertaking. Further explanation was requested on what a 'fit for purpose' State Waste Infrastructure Plan would include. The Executive Officer indicated that the plan would be sufficiently detailed for all areas across the state to facilitate decision making for Local Government and allow for Government and industry investment in

infrastructure development. Asset management was also raised, in particular Resource Recovery Group identified the importance of fully utilising assets that were in Local Government ownership – for example RRG Material Recovery Facility and FOGO processing facility.

Concern was expressed about changing levels of service that occur with the implementation of FOGO in order to achieve Waste Strategy Targets. In particular, the reduction in waste bin capacity, waste sorting requirements and the impact of this in multi-residential developments and CALD communities. MWAC members shared their experience with implementing FOGO, including the how to address the issues with reduced bin capacity, educate the community on correct separation and the processing requirements. Contamination was discussed, including the higher levels that tend to be associated with multi-residential developments and the need to take a case by case approach for these properties. It was requested that in delivering the priorities consideration also be given to ensuring high quality service to the community and balancing different community needs. It was expressed that Local Governments should not be trading off levels of service to meet the Strategy Targets.

Elected Members identified the need for more in depth training for Councillors in waste management, and suggested the development of an Elected Member master class or similar to provide information and support. It would also assist in providing an outline of what other Local Governments are implementing to share best practice.

5 Information Items

5.1 Policy Statement Review Update

- Policy Statement Reviews in progress:
 - Standards for Recycled Organics Applied to Land – revised Advocacy Position *Recovered Materials Framework* to be considered at March State Council meeting.
 - Waste Levy Policy Statement (consider revisions February OAG/MWAC meetings)
- Initial Review April OAG/MWAC:
 - Extended Producer Responsibility (consider revisions June OAG/MWAC)
- Initial review June OAG/MWAC:
 - Waste Management Legislation (consider revisions August OAG/MWAC)
- Initial review August OAG/MWAC:
 - Container Deposit Systems (consider revisions October OAG/MWAC)
- Policy Statement Reviews complete:
 - Waste Management Data and Information Management – recommendation to rescind endorsed at September 2023 State Council meeting.
 - Household Hazardous Waste – endorsed at December 2023 State Council meeting.
 - Waste Management Education – endorsed at December 2023 State Council meeting.
- Policy Statement to be developed – Circular Economy.

5.2 Wheatbelt Waste & Environment Summit – Save the Date

- The Waste & Environment Summit has been scheduled for **Thursday 30 and Friday 31 May** at the Shire of Northam Town Hall.
- The program will focus on key issues for the region, including waste management, biodiversity and biosecurity.

5.3 Farewell Candy Wong

- Candy Wong has resigned from WALGA and is taking on a new and exciting waste related opportunity at the City of Melville. Candy's last day in the office was Tuesday 13 February.

5.4 Meeting with Waste Authority Chair / Consultation Update

- WALGA met with the Waste Authority Chair, and DWER staff on Monday 29 January 2024. At this meeting an update was provided on the timeframe for some of the current activities in progress including the State Waste Infrastructure Plan, Draft State Waste Strategy, Review of the Levy, development of the Recovered Materials Framework and the WARR Act Review. An update was provided at the meeting.

6 Reports

6.1 MWAC Groups

1. **Metropolitan Regional Council Working Group**
Delegates/Nominees: TBC
This Group has not met since the previous MWAC meeting.
2. **Consistent Communications Collective**
Delegates/Nominees: n/a
This Group met on Wednesday, 7 February.
3. **Industry Training Reference Group**
Delegates/Nominees: n/a
This Group has not met since the previous MWAC Meeting.
4. **Household Hazardous Waste Advisory Group/Operators Meeting**
This Group has not met since the previous MWAC meeting

6.2 External Committees & Working Groups

1. **DWER Waste Reform Advisory Group**
Representative: MWAC Chair, MWAC Executive Officer and CEO of RRG
This Group has not met since the previous MWAC meeting.
2. **DWER Regulatory Reference Group**
Representative: WALGA Executive Manager, Policy
This Group has not met since the previous MWAC meeting.
3. **DWER FOGO Reference Group**
Representative: Senior Policy Advisor, RRG, EMRC, WMRC
This Group has not met since the previous MWAC meeting
4. **DWER Single-use Plastic Working Group**
Representative: MWAC Executive Officer
This Group has not met since the previous MWAC meeting.

5. **Australian Packaging Covenant Local Government Working Group**
Representative: Waste Management Support Officer
This Group has not met since the previous MWAC meeting.
6. **Hazard Coordinating Committee**
Representative: MWAC Executive Officer
This Group has not met since the previous MWAC meeting.
7. **Across Agency Asbestos Group**
Representative: MWAC Executive Officer
This Group met on Thursday, 18 January.
8. **Waste Authority Construction & Demolition (C&D) Working Group**
Representative: Senior Policy Advisor
This Group has not met since the previous MWAC meeting.
9. **Waste Management and Resource Recovery Association of Australia**
Representative: Senior Policy Advisor
This Group meets on a monthly basis.
10. **Charitable Recycling Australia**
Representative: Senior Policy Advisor
This Group has not met since the previous MWAC meeting
11. **Keep Australia Beautiful Council**
Representative: MWAC Executive Officer
This Group has not met since the previous MWAC meeting
12. **Australian Local Government Association (ALGA) Representation**
Representative: MWAC Executive Officer
WALGA is representing ALGA on the Government Officers Group for the Australian Packaging Covenant. This Group is meeting on a monthly basis to provide input and direction into the development of the new regulatory framework for packaging. WALGA also represents ALGA on the E-stewardship Reform Working Group.
13. **E-waste to Landfill Ban - Technical Advisory Group**
Representative: MWAC Executive Officer
This Group has not met since the previous MWAC meeting.
14. **Container Deposit Scheme (CDS) Stakeholder Advisory Group**
Representative: MWAC Executive Officer
This Group has not met since the previous MWAC meeting.

7 Other General Business

On behalf of MWAC, the Chair expressed her thanks to Candy Wong, for many years of excellent work, and requested this be passed on.

The meeting closed at 4.54pm.

8 Next Meeting

The next meeting of the Municipal Waste Advisory Council will be held online at 4:00pm on Wednesday, **24 April 2024**.

17 MEMBERS' MOTIONS OF WHICH PREVIOUS NOTICE HAS BEEN GIVEN

18 NEW BUSINESS OF AN URGENT NATURE

19 CONFIDENTIAL MATTERS FOR WHICH THE MEETING MAY BE CLOSED TO THE PUBLIC

RECOMMENDATION (Closing Meeting to the Public)

That with the exception of, the meeting be closed to members of the public in accordance with Section 5.23(2) of the *Local Government Act 1995* for the purpose of dealing with matters of a confidential nature.

COUNCIL RESOLUTION

MOVED

SECONDED

19.1 REQUEST FOR TENDER RFT 2024-004 – PROVISION OF EQUIPMENT RENTAL (D2024/06931)

This item is recommended to be confidential because it contains matters of a commercial-in-confidence nature.

See Confidential Item circulated with the Agenda under Separate Cover.

19.2 EAST ROCKINGHAM WASTE TO ENERGY PLANT UPDATE (D2024/06933)

This item is recommended to be confidential because it contains matters of a commercial-in-confidence nature.

See Confidential Item circulated with the Agenda under Separate Cover.

20 FUTURE MEETINGS OF COUNCIL

The next meeting of Council will be held on Thursday 23 May 2024 (if required) at the EMRC Administration Office, 1st Floor, 226 Great Eastern Highway, Ascot WA 6104 commencing at 6.00pm.

Future Meetings 2024

Thursday	23 May	(if required)	at	EMRC Administration Office
Thursday	27 June		at	EMRC Administration Office
Thursday	25 July	(if required)	at	EMRC Administration Office
Thursday	22 August	(if required)	at	EMRC Administration Office
Thursday	26 September	(if required)	at	EMRC Administration Office
Thursday	24 October	(if required)	at	EMRC Administration Office
Thursday	28 November	(if required)	at	EMRC Administration Office

21 DECLARATION OF CLOSURE OF MEETING