



MINUTES

CERTIFICATION OF CONFIRMATION OF COUNCIL MEETING MINUTES

19 JUNE 2014

I, Cr Alan Pilgrim, hereby certify that the minutes from the Council Meeting held on 19 June 2014 pages (1) to (243) were confirmed at a meeting of Council held on 21 August 2014.


Signature

Cr Alan Pilgrim
Person presiding at Meeting



MINUTES

Ordinary Meeting of Council

19 June 2014

ORDINARY MEETING OF COUNCIL

MINUTES

19 June 2014

(REF: D2014/05562)

An Ordinary Meeting of Council was held at the EMRC Administration Office, 1st Floor, 226 Great Eastern Highway, BELMONT WA 6104 on **Thursday, 19 June 2014**. The meeting commenced at **6:00pm**

TABLE OF CONTENTS

1	DECLARATION OF OPENING AND ANNOUNCEMENT OF VISITORS	1
2	ATTENDANCE, APOLOGIES AND LEAVE OF ABSENCE (PREVIOUSLY APPROVED)	1
3	DISCLOSURE OF INTERESTS	1
	3.1 <i>PRAPTI MEHTA – MANAGER HUMAN RESOURCES – INTERESTS AFFECTING IMPARTIALITY</i>	1
	3.2 <i>PETER B. SCHNEIDER – CHIEF EXECUTIVE OFFICER – INTERESTS AFFECTING IMPARTIALITY</i>	2
4	ANNOUNCEMENTS BY THE CHAIRMAN OR PRESIDING MEMBER WITHOUT DISCUSSION	2
5	RESPONSE TO PREVIOUS PUBLIC QUESTIONS TAKEN ON NOTICE	2
6	PUBLIC QUESTION TIME	2
7	APPLICATIONS FOR LEAVE OF ABSENCE	2
	7.1 <i>CR CHRIS CORNISH – LEAVE OF ABSENCE</i>	2
8	PETITIONS, DEPUTATIONS AND PRESENTATIONS	2
9	CONFIRMATION OF MINUTES OF PREVIOUS MEETINGS	3
	9.1 <i>MINUTES OF ORDINARY MEETING OF COUNCIL HELD ON 22 MAY 2014 (Ref: D2014/03818)</i>	3
10	QUESTIONS BY MEMBERS OF WHICH DUE NOTICE HAS BEEN GIVEN	3
11	QUESTIONS BY MEMBERS WITHOUT NOTICE	
12	ANNOUNCEMENT OF CONFIDENTIAL MATTERS FOR WHICH MEETINGS MAY BE CLOSED TO THE PUBLIC	4
	12.1 <i>CONFIDENTIAL REPORT – ITEM 14.1 OF THE RESOURCE RECOVERY COMMITTEE MINUTES – POWER PURCHASE AGREEMENT (Ref: D2014/06931)</i>	
	12.2 <i>CONFIDENTIAL REPORT – ITEM 14.1 CHIEF EXECUTIVE OFFICER PERFORMANCE REVIEW PROCESS FOR 2014 (Ref: D2014/06979)</i>	
13	BUSINESS NOT DEALT WITH FROM A PREVIOUS MEETING	4
14	REPORTS OF EMPLOYEES	5
	14.1 <i>LIST OF ACCOUNTS PAID DURING THE MONTH OF MAY 2014 (Ref: D2014/05941)</i>	6
	14.2 <i>FINANCIAL REPORT FOR PERIOD ENDED 30 APRIL 2014 (Ref: D2014/05938)</i>	15
	14.3 <i>SUNDRY DEBTOR WRITE OFF (Ref: D2014/06651)</i>	36
	14.4 <i>REVIEW OF POLICY 3.1 - ANNUAL FINANCIAL REPORTING POLICY (Ref: D2014/06755)</i>	39
	14.5 <i>CONTRACT VARIATION (Ref: D2014/06914)</i>	48
	14.6 <i>ITEMS CONTAINED IN THE INFORMATION BULLETIN (Ref: D2014/06729)</i>	49

TABLE OF CONTENTS *continued*

15	REPORTS OF COMMITTEES	60
15.1	<i>TECHNICAL ADVISORY COMMITTEE MEETING HELD 5 JUNE 2014 (REFER TO MINUTES OF COMMITTEE –YELLOW PAGES)</i>	60
15.2	<i>RESOURCE RECOVERY COMMITTEE MEETING HELD 5 JUNE 2014 (REFER TO MINUTES OF COMMITTEE – ORANGE PAGES)</i>	70
15.3	<i>AUDIT COMMITTEE MEETING HELD 5 JUNE 2014 (REFER TO MINUTES OF COMMITTEE – PINK PAGES)</i>	88
15.4	<i>CHIEF EXECUTIVE OFFICER PERFORMANCE REVIEW COMMITTEE MEETING HELD 12 JUNE 2014 (REFER TO MINUTES OF COMMITTEE – MAUVE PAGES)</i>	234
16	REPORTS OF DELEGATES	240
17	MEMBERS' MOTIONS OF WHICH PREVIOUS NOTICE HAS BEEN GIVEN	240
18	NEW BUSINESS OF AN URGENT NATURE APPROVED BY THE CHAIRMAN OR PRESIDING MEMBER OR BY DECISION OF MEETING	240
19	CONFIDENTIAL MATTERS FOR WHICH THE MEETING MAY BE CLOSED TO THE PUBLIC	240
19.1	<i>CONFIDENTIAL REPORT – ITEM 14.1 OF THE RESOURCE RECOVERY COMMITTEE MINUTES – POWER PURCHASE AGREEMENT (Ref: D2014/06931)</i>	241
19.2	<i>CONFIDENTIAL REPORT – ITEM 14.1 OF THE CHIEF EXECUTIVE OFFICER PERFORMANCE COMMITTEE MINUTES – CHIEF EXECUTIVE OFFICER PERFORMANCE REVIEW PROCESS FOR 2014 (Ref: D2014/06979)</i>	241
20	FUTURE MEETINGS OF COUNCIL	243
21	DECLARATION OF CLOSURE OF MEETING	243



1 DECLARATION OF OPENING AND ANNOUNCEMENT OF VISITORS

The Chairman opened the meeting at 6:00pm.

2 ATTENDANCE, APOLOGIES AND LEAVE OF ABSENCE (PREVIOUSLY APPROVED)

Councillor Attendance

Cr Alan Pilgrim (Chairman)	EMRC Member	Shire of Mundaring
Cr Janet Powell (Deputy Chairman)	EMRC Member	City of Belmont
Cr Jennie Carter	EMRC Member	Town of Bassendean
Cr Gerry Pule	EMRC Member	Town of Bassendean
Cr Chris Cornish	EMRC Member	City of Bayswater
Cr Alan Radford (Deputising for Cr Anderton)	EMRC Deputy Member	City of Bayswater
Cr Steve Wolff	EMRC Member	City of Belmont
Cr Dylan O'Connor	EMRC Member	Shire of Kalamunda
Cr Frank Lindsey	EMRC Member	Shire of Kalamunda
Cr Tony Cuccaro	EMRC Member	Shire of Mundaring
Cr David Färdig	EMRC Member	City of Swan
Cr Charlie Zannino	EMRC Member	City of Swan

Leave of Absence Previously Approved

Cr Anderton (from 18/06/2014 to 28/06/2014 inclusive)

EMRC Officers

Mr Peter Schneider	Chief Executive Officer
Mr Hua Jer Liew	Director Corporate Services
Mr Steve Fitzpatrick	Director Waste Services
Mrs Marilyn Horgan	Director Regional Services
Mrs Prapti Mehta	Manager Human Resources
Mr David Ameduri	Manager Financial Services
Ms Theresa Eckstein	Executive Assistant to Chief Executive Officer (Minutes)

Observers

Mr Bob Jarvis	Chief Executive Officer	Town of Bassendean
Mr Doug Pearson	Director Technical Services	City of Bayswater
Mr Ric Lutey	Director Technical Services	City of Belmont
Mr Charles Sullivan	Director Development & Infrastructure Services	Shire of Kalamunda

3 DISCLOSURE OF INTERESTS

At the invitation of the Chairman, the Chief Executive Officer advised the following disclosures of interest.

3.1 PRAPTI MEHTA – MANAGER HUMAN RESOURCES – INTERESTS AFFECTING IMPARTIALITY:

Item:	19.2
Subject:	Confidential Report Item 14.1 of the CEOPRC Minutes - Chief Executive Officer Performance Review 2014/2015
Nature of Interest:	Disclosure of Interests Affecting Impartiality, EMRC Code of Conduct 1.3(a). Due to reporting relationship to the CEO



9 CONFIRMATION OF MINUTES OF PREVIOUS MEETINGS

9.1 MINUTES OF ORDINARY MEETING OF COUNCIL HELD ON 22 MAY 2014

That the minutes of the Ordinary Meeting of Council held on 22 May 2014 which have been distributed, be confirmed.

COUNCIL RESOLUTION

MOVED CR PULE

SECONDED CR CARTER

THAT THE MINUTES OF THE ORDINARY MEETING OF COUNCIL HELD ON 22 MAY 2014 WHICH HAVE BEEN DISTRIBUTED, BE CONFIRMED.

CARRIED UNANIMOUSLY

10 QUESTIONS BY MEMBERS OF WHICH DUE NOTICE HAS BEEN GIVEN

Nil

11 QUESTIONS BY MEMBERS WITHOUT NOTICE

Cr Zannino had received several questions from Ms Sally Block who had expressed her concern regarding the acceptance of Class V waste at the Red Hill Waste Facility at the Gidgegannup Progress Association (GPA) meeting.

Ms Block's expressed the following concerns:

- "1. *Compliance with license.*
 1. *Are license conditions appropriate?*
 2. *Disappointment that attendees at the Community Liaison Meetings have been informed that hazardous waste is not accepted at Red Hill.*
 3. *What precautions are taken to guard against fracture of the concrete (bearing in mind that Hansons are blasting in proximity).*
 4. *If such a fracture should occur what recovery procedures are in place?*
 5. *What safety procedures are in place to inform EMRC staff of any fracture to the concrete encapsulation?*
 6. *Where is the Class IV cell situated on the site?*
 7. *Would it be possible for GPA members to be given a tour of the site regarding the Class IV waste cell and discuss these issues?*
 8. *What happens to the storm/rainwater that comes into contact with Class IV waste in the cell?"*



Item 11 continued

Cr Zannino had also received questions from Mr Philip Russell pertaining to any development application by the EMRC for a Pyrolysis plant goes to a Joint Development Assessment Panel (JDAP) or the Western Australian Planning Commission (WAPC).

These are:

- “1. *Is the EMRC a ‘public authority’ as defined under the Planning and Development Act 2005?*
2. *Is the proposed ‘Pyrolysis’ plant a ‘public work’ as defined under the Public Works Act 1902?*

If the answer is ‘yes’ to both of these questions then any development application for such a plant must be determined by the WAPC pursuant to the Metropolitan Region Scheme. The WAPC must have regard to the purpose and intent of the City’s LPS17 and the orderly and proper planning and preservation of amenity of the locality.

If the answer to the above questions are ‘no’ then the application would seemingly be determined by the Metro East JDAP. The EMRC might wish to get a legal opinion on the two questions above.”

Cr Färdig enquired if radioactive class V waste was received into Class IV cells at Red Hill.

The Chairman advised that these questions will be taken on notice.

12 ANNOUNCEMENT OF CONFIDENTIAL MATTERS FOR WHICH MEETINGS MAY BE CLOSED TO THE PUBLIC

NOTE: Section 5.23(2) of the Local Government Act 1995, details a number of matters upon which Council may discuss and make decisions without members of the public being present. These matters include: matters affecting employees; personal affairs of any person; contractual matters; legal advice; commercial-in-confidence matters; security matters; among others.

The following report item is covered in section 19 of this agenda:

- 12.1 ITEM 14.1 OF THE RESOURCE RECOVERY COMMITTEE MINUTES
POWER PURCHASE AGREEMENT
- 12.2 ITEM 14.1 OF THE CHIEF EXECUTIVE OFFICER PERFORMANCE REVIEW
COMMITTEE MINUTES
CHIEF EXECUTIVE OFFICER PERFORMANCE REVIEW PROCESS FOR 2014

13 BUSINESS NOT DEALT WITH FROM A PREVIOUS MEETING

Nil



14 REPORTS OF EMPLOYEES

QUESTIONS

The Chairman advised that item 14.5 was to be withdrawn and would not be required.

The Chairman invited questions from members on the reports of employees.

Cr Radford enquired what the latest status is on the machine to recycle the mattresses. The CEO advised that the EMRC was reviewing and undertaking a cost analysis on the two types of machines that were available to see which one would best suit the EMRC's requirements. The Director Waste Services also advised that a grant of \$100,000 had been received from the Waste Authority toward this purchase but the EMRC wanted to ensure that the correct machinery was purchased.

RECOMMENDATION(S)

That with the exception of items, which are to be withdrawn and dealt with separately, Council adopts the recommendations in the Reports of Employees (Section 14).

COUNCIL RESOLUTION(S)

MOVED CR FÄRDIG

SECONDED CR PULE

THAT WITH THE EXCEPTION OF ITEMS 14.3 AND 14.5, WHICH ARE TO BE WITHDRAWN AND DEALT WITH SEPARATELY, COUNCIL ADOPTS THE RECOMMENDATIONS IN THE REPORTS OF EMPLOYEES (SECTION 14).

CARRIED UNANIMOUSLY



14.1 LIST OF ACCOUNTS PAID DURING THE MONTH OF MAY 2014

REFERENCE: D2014/05941

PURPOSE OF REPORT

The purpose of this report is to present to Council a list of accounts paid under the Chief Executive Officer's delegated authority during the month of May 2014 for noting.

KEY ISSUES AND RECOMMENDATION(S)

- As per the requirements of the Local Government (Financial Management) Regulations 1996 (Regulation 13(1)), the list of accounts paid during the month of May 2014 is provided for noting.

Recommendation(s)

That Council notes the CEO's list of accounts for May 2014 paid under delegated power in accordance with Regulation 13(1) of the Local Government (Financial Management) Regulations 1996, as attached to this report totalling \$3,765,549.05.

SOURCE OF REPORT

Director Corporate Services
 Manager Financial Services

BACKGROUND

Council has delegated to the Chief Executive Officer (CEO) the exercise of its power to make payments from the Municipal Fund and Trust Fund. In accordance with Regulation 13(1) of the Local Government (Financial Management) Regulations 1996, a list of accounts paid by the CEO is to be provided to Council, where such delegation is made.

REPORT

The table below summarises the payments drawn on the funds during the month of May 2014. A list detailing the payments made is appended as an attachment to this report.

Municipal Fund	EFT Payments:	29885 – 30142	
	Cheque Payments:	219891 – 219912	
	Payroll EFT:	PAY 2014-23 & PAY 2014-24	
	DIRECT DEBITS		
	- Bank Charges:	1*MAY14	
	- Other:	805 - 813	\$3,765,549.05
	LESS		
	Cancelled EFTs and Cheques	Nil	Nil
Trust Fund	Not Applicable		Nil
Total			\$3,765,549.05



Item 14.1 continued

STRATEGIC/POLICY IMPLICATIONS

Key Result Area 4 – Good Governance

- 4.3 To provide responsible and accountable governance and management of the EMRC
- 4.4 To continue to improve financial and asset management practices

FINANCIAL IMPLICATIONS

As contained within the report.

SUSTAINABILITY IMPLICATIONS

Nil

MEMBER COUNCIL IMPLICATIONS

Member Council	Implication Details
Town of Bassendean	} Nil direct implications for member Councils
City of Bayswater	
City of Belmont	
Shire of Kalamunda	
Shire of Mundaring	
City of Swan	

ATTACHMENT(S)

CEO's Delegated Payments List for the month of May 2014 (Ref: D2014/06676)

VOTING REQUIREMENT

Simple Majority

RECOMMENDATION(S)

That Council notes the CEO's list of accounts for month of May 2014 paid under delegated power in accordance with Regulation 13(1) of the Local Government (Financial Management) Regulations 1996, as attached to this report totalling \$3,765,549.05.

COUNCIL RESOLUTION(S)

MOVED CR FÄRDIG

SECONDED CR PULE

THAT COUNCIL NOTES THE CEO'S LIST OF ACCOUNTS FOR MAY 2014 PAID UNDER DELEGATED POWER IN ACCORDANCE WITH REGULATION 13(1) OF THE LOCAL GOVERNMENT (FINANCIAL MANAGEMENT) REGULATIONS 1996, AS ATTACHED TO THIS REPORT TOTALLING \$3,765,549.05.

CARRIED UNANIMOUSLY

Eastern Metropolitan Regional Council

CEO's DELEGATED PAYMENTS LIST
FOR THE MONTH OF MAY 2014

Cheque /EFT No	Date	Payee	Amount
EFT29885	02/05/2014	ADAPTALIFT HYSTER	737.00
EFT29886	02/05/2014	ADCORP	4,931.42
EFT29887	02/05/2014	AIRLITE CLEANING	3,671.59
EFT29888	02/05/2014	ANALYTICAL REFERENCE LABORATORY (ARL)	1,258.13
EFT29889	02/05/2014	ATTACHMENTS WAREHOUSE PTY LTD	2,698.00
EFT29890	02/05/2014	AUSMIC BOOMERANG PEST & WEED CONTROL	210.00
EFT29891	02/05/2014	AUSTRACLEAR LIMITED (ASX)	12.99
EFT29892	02/05/2014	AUSTRALIA POST - RED HILL	280.65
EFT29893	02/05/2014	AUSTRALIAN HVAC SERVICES	550.00
EFT29894	02/05/2014	CAPITAL TRANSPORT SERVICES (WA) PTY LTD	1,028.60
EFT29895	02/05/2014	CARDIACTIVE PTY LTD T/A HEALTH ON THE MOVE	1,201.20
EFT29896	02/05/2014	CHEMCENTRE	2,992.00
EFT29897	02/05/2014	CITY OF SWAN	459.00
EFT29898	02/05/2014	CJD EQUIPMENT PTY LTD	10,522.16
EFT29899	02/05/2014	CMW GEOSCIENCES PTY LTD	1,100.00
EFT29900	02/05/2014	COATES HIRE OPERATIONS PTY LTD	7,278.76
EFT29901	02/05/2014	COVS PARTS PTY LTD	663.21
EFT29902	02/05/2014	DUN & BRADSTREET PTY LTD	49.50
EFT29903	02/05/2014	FLEXI STAFF PTY LTD	6,494.40
EFT29904	02/05/2014	FLICK ANTICIMEX PTY LTD	64.53
EFT29905	02/05/2014	FRESH BOOST PTY LTD ATF BANDITS TRUST	838.20
EFT29906	02/05/2014	FUJI XEROX AUSTRALIA PTY LTD	966.38
EFT29907	02/05/2014	IT VISION AUSTRALIA PTY LTD	356.40
EFT29908	02/05/2014	LIEBHERR AUSTRALIA PTY LTD	1,793.63
EFT29909	02/05/2014	PERTH SECURITY SERVICES - MCW CORPORATION PTY LTD	1,121.97
EFT29910	02/05/2014	PRESTIGE PUMP RENTALS	2,596.00
EFT29911	02/05/2014	TELSTRA	5,538.80
EFT29912	02/05/2014	TELSTRA	190.62
EFT29913	02/05/2014	TELSTRA	17.81
EFT29914	02/05/2014	THE SCENE TEAM	4,500.00
EFT29915	02/05/2014	TIM DAVIES LANDSCAPING PTY LTD	2,031.12
EFT29916	02/05/2014	TOTALLY WORKWEAR MIDLAND	411.47
EFT29917	02/05/2014	TRANSPACIFIC CLEANAWAY LTD	139.17
EFT29918	02/05/2014	WESTERN RESOURCE RECOVERY PTY LTD	1,551.00
EFT29919	02/05/2014	WESTERN TREE RECYCLERS	55,907.53
EFT29920	02/05/2014	WORKPAC PTY LTD	1,965.98
EFT29921	02/05/2014	YEOMAN PTY LTD ATF THE RJ ROHRLACH FAMILY TRUST	2,200.00
EFT29922	06/05/2014	CHANDLER MACLEOD GROUP	15,016.68
EFT29923	06/05/2014	COLONIAL PRINT & PROMOTIONS	61.05
EFT29924	06/05/2014	DVG GOLDY HOLDEN	460.01
EFT29925	06/05/2014	ESTHER PRICE PROMOTIONS	1,260.00
EFT29926	06/05/2014	IPING PTY LTD	1,128.80
EFT29927	06/05/2014	JAYCOURT NOMINEES P/L T/A BARFIELD EARTHMOVING	79,732.21
EFT29928	06/05/2014	LANDFILL GAS & POWER PTY LTD	21,719.76
EFT29929	06/05/2014	NAMAMI YOGA (RAMI LEHMANN)	720.00
EFT29930	06/05/2014	NEVERFAIL SPRINGWATER LTD - HAZELMERE	177.65
EFT29931	06/05/2014	NEVILLE REFRIGERATION	792.00
EFT29932	06/05/2014	PERTH SECURITY SERVICES - MCW CORPORATION PTY LTD	2,430.97
EFT29933	06/05/2014	PRESTIGE ALARMS	559.00
EFT29934	06/05/2014	SHIRE OF NORTHAM	29,700.00

Eastern Metropolitan Regional Council

**CEO's DELEGATED PAYMENTS LIST
FOR THE MONTH OF MAY 2014**



Cheque /EFT No	Date	Payee	Amount
EFT29935	06/05/2014	SPUDS GARDENING SERVICES	11,462.00
EFT29936	06/05/2014	STAPLES AUSTRALIA LTD	346.46
EFT29937	06/05/2014	TELSTRA	175.15
EFT29938	06/05/2014	TELSTRA	452.11
EFT29939	06/05/2014	UNIQUE WASTE MANAGEMENT SERVICES	968.00
EFT29940	06/05/2014	VISY RECYCLING	26.59
EFT29941	06/05/2014	WORKFORCE INTERNATIONAL	9,470.63
EFT29942	06/05/2014	WORKPAC PTY LTD	2,429.42
EFT29943	09/05/2014	ACCESS INDUSTRIAL TYRES PTY LTD	297.00
EFT29944	09/05/2014	AIR FILTER DRY CLEAN SYSTEMS WA PTY LTD ATF AFDCS TRADING TRUST	651.69
EFT29945	09/05/2014	AIRWELL GROUP PTY LTD	47.26
EFT29946	09/05/2014	AUSTRALIAN HVAC SERVICES	660.00
EFT29947	09/05/2014	C4 CONCEPTS PTY LTD	539.00
EFT29948	09/05/2014	CAPITAL TRANSPORT SERVICES (WA) PTY LTD	28.69
EFT29949	09/05/2014	CHICA CATERING (VALLEY ROAD PTY LTD)	709.00
EFT29950	09/05/2014	CMS EVENTS	2,640.00
EFT29951	09/05/2014	DEERING AUTRONICS	780.99
EFT29952	09/05/2014	FLEXI STAFF PTY LTD	6,765.00
EFT29953	09/05/2014	FUJI XEROX AUSTRALIA PTY LTD	567.05
EFT29954	09/05/2014	HAYDN ROBINSON BARRISTER & SOLICITOR	4,157.45
EFT29955	09/05/2014	NEVERFAIL SPRINGWATER	60.65
EFT29956	09/05/2014	OPUS INTERNATIONAL CONSULTANTS (PCA) PTY LTD	17,242.50
EFT29957	09/05/2014	PERTH SECURITY SERVICES - MCW CORPORATION PTY LTD	717.72
EFT29958	09/05/2014	PROTECTOR FIRE SERVICES	443.85
EFT29959	09/05/2014	RUTH BALDING	297.92
EFT29960	09/05/2014	SEEK LIMITED	264.00
EFT29961	09/05/2014	SETON AUSTRALIA	601.58
EFT29962	09/05/2014	TELSTRA	510.18
EFT29963	09/05/2014	TOLL FAST	179.91
EFT29964	09/05/2014	TRANEN PTY LTD	3,538.91
EFT29965	09/05/2014	TUTT BRYANT EQUIPMENT (BT EQUIPMENT PTY LTD)	377.75
EFT29966	09/05/2014	WESTRAC EQUIPMENT PTY LTD	4,610.34
EFT29967	09/05/2014	WORKPAC PTY LTD	4,460.93
EFT29968	13/05/2014	ACCESS INDUSTRIAL TYRES PTY LTD	148.50
EFT29969	13/05/2014	ADCORP	9,979.37
EFT29970	13/05/2014	AIR FILTER DRY CLEAN SYSTEMS WA PTY LTD ATF AFDCS TRADING TRUST	346.06
EFT29971	13/05/2014	DUN & BRADSTREET PTY LTD	48.48
EFT29972	13/05/2014	DVG GOLDY HOLDEN	40.00
EFT29973	13/05/2014	GRA EVERINGHAM PTY LTD	5,500.00
EFT29974	13/05/2014	HERBERT SMITH FREEHILLS	2,530.00
EFT29975	13/05/2014	HIGHWAY MOTOR TRIMMERS	214.50
EFT29976	13/05/2014	HILLS FRESH	77.68
EFT29977	13/05/2014	JAYCOURT NOMINEES P/L T/A BARFIELD EARTHMOVING	34,908.52
EFT29978	13/05/2014	JAYCOURT NOMINEES PTY LTD T/A BARFIELD MECHANICAL SERVICES	561.00
EFT29979	13/05/2014	KERLIN, KAREN MICHELE T/A JAM PACKED COMMUNICATIONS	7,854.00
EFT29980	13/05/2014	KLB SYSTEMS	170.50

Eastern Metropolitan Regional Council

**CEO'S DELEGATED PAYMENTS LIST
FOR THE MONTH OF MAY 2014**



Cheque /EFT No	Date	Payee	Amount
EFT29981	13/05/2014	LINFOX ARMAGUARD PTY LTD	278.76
EFT29982	13/05/2014	MIKE HAYWOOD'S SUSTAINABLE RESOURCE SOLUTIONS	6,947.80
EFT29983	13/05/2014	MOTORCHARGE PTY LTD	3,678.57
EFT29984	13/05/2014	PAYG PAYMENTS	78,586.61
EFT29985	13/05/2014	PERTH SECURITY SERVICES - MCW CORPORATION PTY LTD	2,458.83
EFT29986	13/05/2014	RENTOKIL INITIAL PTY LTD	396.00
EFT29987	13/05/2014	STAPLES AUSTRALIA LTD	637.75
EFT29988	13/05/2014	WA EQUAL OPPORTUNITY COMMISSION	654.00
EFT29989	13/05/2014	WESTRAC EQUIPMENT PTY LTD	31,236.74
EFT29990	13/05/2014	WKC ENGINEERING & CONSTRUCTION SURVEYING (FRESHWATER BAY INVESTMENTS PTY LTD)	2,689.50
EFT29991	13/05/2014	WORKFORCE INTERNATIONAL	2,139.31
EFT29992	16/05/2014	ADT SECURITY	154.00
EFT29993	16/05/2014	ANYTHING TELEPHONE & DATA (ATD)	513.70
EFT29994	16/05/2014	AUSTRALIAN INSTITUTE OF MANAGEMENT - AIM	915.00
EFT29995	16/05/2014	BEAUMONDE CATERING	4,651.45
EFT29996	16/05/2014	BP GIDGEGANNUP	42.50
EFT29997	16/05/2014	BUDGET ELECTRICS	819.23
EFT29998	16/05/2014	CA TECHNOLOGY PTY LTD T/A CAMMS MANAGEMENT SOLUTIONS	14,827.34
EFT29999	16/05/2014	CBC AUSTRALIA PTY LTD (WA DIVISION)	50.60
EFT30000	16/05/2014	CHANDLER MACLEOD GROUP	2,153.33
EFT30001	16/05/2014	CHICA CATERING (VALLEY ROAD PTY LTD)	704.00
EFT30002	16/05/2014	CIRRENA PTY LTD T/A UNISON INTERACTIVE PTY LTD	1,480.00
EFT30003	16/05/2014	CITY SUBARU	397.05
EFT30004	16/05/2014	CLARKES MECHANICAL UNIT TRUST & FABRICATION SERVICES	1,168.61
EFT30005	16/05/2014	COALCLIFF PLANT HIRE & CIVIL CONTRACTING	12,270.50
EFT30006	16/05/2014	COLONIAL PRINT & PROMOTIONS	303.33
EFT30007	16/05/2014	COMPU-STOR	660.63
EFT30008	16/05/2014	COMSYNC CONSULTING PTY LTD	1,144.00
EFT30009	16/05/2014	COOL CLEAR WATER GROUP LTD	290.40
EFT30010	16/05/2014	ELEMENT HYDROGRAPHIC SOLUTIONS	1,213.30
EFT30011	16/05/2014	EMERSON NETWORK POWER AUSTRALIA PTY LTD	6,452.60
EFT30012	16/05/2014	FLEXI STAFF PTY LTD	6,223.80
EFT30013	16/05/2014	FUJI XEROX AUSTRALIA PTY LTD	12.13
EFT30014	16/05/2014	HEALTHCORP PTY LTD	440.00
EFT30015	16/05/2014	HILLS FRESH	86.58
EFT30016	16/05/2014	MAIL PLUS PERTH	323.40
EFT30017	16/05/2014	NEVERFAIL SPRINGWATER	219.40
EFT30018	16/05/2014	NEVERFAIL SPRINGWATER LTD - HAZELMERE	84.65
EFT30019	16/05/2014	NEVILLE REFRIGERATION	814.00
EFT30020	16/05/2014	PERTH SECURITY SERVICES - MCW CORPORATION PTY LTD	1,222.83
EFT30021	16/05/2014	PRUDENTIAL INVESTMENT SERVICES CORP P/L	2,475.00
EFT30022	16/05/2014	ST JOHN OF GOD PATHOLOGY	170.20
EFT30023	16/05/2014	STAPLES AUSTRALIA LTD	981.65
EFT30024	16/05/2014	SYNERGY	1,107.30
EFT30025	16/05/2014	TELSTRA	215.30
EFT30026	16/05/2014	TRANSPACIFIC CLEANAWAY LTD	139.17
EFT30027	16/05/2014	WESTRAC EQUIPMENT PTY LTD	230.69

Eastern Metropolitan Regional Council

CEO's DELEGATED PAYMENTS LIST
FOR THE MONTH OF MAY 2014

Cheque /EFT No	Date	Payee	Amount
EFT30028	16/05/2014	WORKPAC PTY LTD	2,490.23
EFT30029	20/05/2014	ARTEIL (WA) PTY LTD	1,276.00
EFT30030	20/05/2014	AUSTRALIAN LABORATORY SERVICES PTY LTD (ALS)	2,686.20
EFT30031	20/05/2014	BP AUSTRALIA LIMITED	84,564.40
EFT30032	20/05/2014	BP AUSTRALIA LIMITED	2,982.83
EFT30033	20/05/2014	CHICA CATERING (VALLEY ROAD PTY LTD)	162.00
EFT30034	20/05/2014	FAWKES HOUSE	1,250.00
EFT30035	20/05/2014	HILLS FRESH	71.15
EFT30036	20/05/2014	LIGHTSPEED TECHNOLOGY	847.00
EFT30037	20/05/2014	ODOUR CONTROL SYSTEMS INTERNATIONAL LTD	42,667.68
EFT30038	20/05/2014	PERTH SECURITY SERVICES - MCW CORPORATION PTY LTD	2,057.09
EFT30039	20/05/2014	PORTNER PRESS PTY LTD	97.00
EFT30040	20/05/2014	TEMPTATIONS CATERING	869.05
EFT30041	20/05/2014	UNIQUE WASTE MANAGEMENT SERVICES	14,876.95
EFT30042	20/05/2014	WORKFORCE INTERNATIONAL	3,798.34
EFT30043	21/05/2014	NATIONAL PEN PROMOTIONAL PRODUCTS LTD	433.46
EFT30044	23/05/2014	ACCESS INDUSTRIAL TYRES PTY LTD	203.50
EFT30045	23/05/2014	ADCORP	232.62
EFT30046	23/05/2014	AIRLITE CLEANING	3,490.91
EFT30047	23/05/2014	ASSSA ATF MCCARTNEY FAMILY TRUST	1,111.11
EFT30048	23/05/2014	BESAM AUSTRALIA PTY LTD T/A ASSA ABLOY	584.73
EFT30049	23/05/2014	C & K FABRICATION PTY LTD	660.00
EFT30050	23/05/2014	CABCHARGE	37.75
EFT30051	23/05/2014	CAPITAL TRANSPORT SERVICES (WA) PTY LTD	359.36
EFT30052	23/05/2014	CHANDLER MACLEOD GROUP	2,153.33
EFT30053	23/05/2014	COALCLIFF PLANT HIRE & CIVIL CONTRACTING	164,230.67
EFT30054	23/05/2014	CROSSLAND & HARDY PTY LTD	1,022.70
EFT30055	23/05/2014	DANIEL ADSHEAD	129.95
EFT30056	23/05/2014	ECO ENVIRONMENTAL (BENFOSTER PTY LTD)	363.00
EFT30057	23/05/2014	FLEXI STAFF PTY LTD	4,870.80
EFT30058	23/05/2014	JAYCOURT NOMINEES PTY LTD T/A BARFIELD MECHANICAL SERVICES	8,800.00
EFT30059	23/05/2014	KONICA MINOLTA BUSINESS SOLUTIONS AUSTRALIA P/L	647.46
EFT30060	23/05/2014	KOTT GUNNING LAWYERS	5,816.91
EFT30061	23/05/2014	MIDALIA STEEL (ONESTEEL)	11.73
EFT30062	23/05/2014	PERTH SECURITY SERVICES - MCW CORPORATION PTY LTD	414.18
EFT30063	23/05/2014	PRESTIGE ALARMS	559.00
EFT30064	23/05/2014	REMIDA PERTH INC	286.00
EFT30065	23/05/2014	RUDD INDUSTRIAL AND FARM SUPPLIES	197.65
EFT30066	23/05/2014	ST JOHN OF GOD PATHOLOGY	170.20
EFT30067	23/05/2014	TELSTRA	5,698.04
EFT30068	23/05/2014	TELSTRA	205.38
EFT30069	23/05/2014	TELSTRA	19.25
EFT30070	23/05/2014	THE FARM SHOP (WA) 1999 PTY LTD	191.14
EFT30071	23/05/2014	THERMO FISHER SCIENTIFIC AUSTRALIA PTY LTD	107.80
EFT30072	23/05/2014	TOX FREE AUSTRALIA PTY LTD (KARRATHA)	2,022.78
EFT30073	23/05/2014	WA HINO SALES AND SERVICE	548.99
EFT30074	23/05/2014	WESTRAC EQUIPMENT PTY LTD	24.56
EFT30075	23/05/2014	WORKPAC PTY LTD	3,315.80
EFT30076	27/05/2014	ADT SECURITY	77.00

Eastern Metropolitan Regional Council

CEO's DELEGATED PAYMENTS LIST
FOR THE MONTH OF MAY 2014

Cheque /EFT No	Date	Payee	Amount
EFT30077	27/05/2014	BOBCAT ATTACH	88.00
EFT30078	27/05/2014	BUNNINGS BUILDING SUPPLIES PTY LTD	126.60
EFT30079	27/05/2014	CARPENTRY, HOUSE AND YARD MAINTENANCE	550.00
EFT30080	27/05/2014	CHANDLER MACLEOD GROUP	2,153.33
EFT30081	27/05/2014	FILTERS PLUS	383.63
EFT30082	27/05/2014	GOURMET INDULGENCE	373.40
EFT30083	27/05/2014	HILLS FRESH	54.81
EFT30084	27/05/2014	PAYG PAYMENTS	59,956.00
EFT30085	27/05/2014	PERTH SECURITY SERVICES - MCW CORPORATION PTY LTD	2,372.65
EFT30086	27/05/2014	ST JOHN OF GOD PATHOLOGY	68.26
EFT30087	27/05/2014	SYNNOTT MULHOLLAND MANAGEMENT SERVICES P/L T/A CONSULTATION	2,574.00
EFT30088	27/05/2014	THERMO FISHER SCIENTIFIC AUSTRALIA PTY LTD	297.00
EFT30089	27/05/2014	UNIQUE WASTE MANAGEMENT SERVICES	484.00
EFT30090	27/05/2014	WICKED LITTLE CUPCAKES	232.50
EFT30091	27/05/2014	WORKFORCE INTERNATIONAL	4,331.30
EFT30092	30/05/2014	WALGS PLAN	73,221.23
EFT30093	30/05/2014	A NOBLE & SON LTD WA DIVISION	1,892.17
EFT30094	30/05/2014	ACCESS INDUSTRIAL TYRES PTY LTD	1,680.80
EFT30095	30/05/2014	ADCORP	6,022.01
EFT30096	30/05/2014	AIRLITE CLEANING	312.17
EFT30097	30/05/2014	AIRWELL GROUP PTY LTD	1,210.00
EFT30098	30/05/2014	ALLIED PUMPS PTY LTD	1,595.00
EFT30099	30/05/2014	ARCH SOFTWARE AUSTRALIA	2,420.00
EFT30100	30/05/2014	AUSTRACLEAR LIMITED (ASX)	10.79
EFT30101	30/05/2014	AUSTRALIA POST - ASCOT PLACE	92.40
EFT30102	30/05/2014	AUSTRALIAN HVAC SERVICES	550.00
EFT30103	30/05/2014	BRING COURIERS	834.15
EFT30104	30/05/2014	CATALYSE PTY LTD	9,680.00
EFT30105	30/05/2014	CJD EQUIPMENT PTY LTD	15,393.66
EFT30106	30/05/2014	CLARKES MECHANICAL UNIT TRUST & FABRICATION SERVICES	60.78
EFT30107	30/05/2014	CMS EVENTS	69.99
EFT30108	30/05/2014	COMSYNC CONSULTING PTY LTD	2,180.75
EFT30109	30/05/2014	DELRON CLEANING PTY LTD	3,397.52
EFT30110	30/05/2014	ELAN ENERGY MANAGEMENT (TYRE RECYCLERS)	478.56
EFT30111	30/05/2014	ERTECH HOLDINGS PTY LTD	2,915.00
EFT30112	30/05/2014	FAIRFAX RADIO NETWORK PTY LTD	28,446.00
EFT30113	30/05/2014	FILTERS PLUS	400.13
EFT30114	30/05/2014	FLEXI STAFF PTY LTD	4,059.00
EFT30115	30/05/2014	FRESH BOOST PTY LTD ATF BANDITS TRUST	719.50
EFT30116	30/05/2014	FUJI XEROX AUSTRALIA PTY LTD	10.98
EFT30117	30/05/2014	INSTITUTE OF PUBLIC WORKS ENGINEERING AUST T/A IPWEA-WA DIVISION	75.00
EFT30118	30/05/2014	JAYCOURT NOMINEES P/L T/A BARFIELD EARTHMOVING	572.00
EFT30119	30/05/2014	LANDFILL GAS & POWER PTY LTD	15,776.58
EFT30120	30/05/2014	LIEBHERR AUSTRALIA PTY LTD	4,542.26
EFT30121	30/05/2014	MITZA NOMINEES PTY LTD T/A PROFESSIONAL LOCKSERVICE	1,509.57
EFT30122	30/05/2014	NEVERFAIL SPRINGWATER	37.90

Eastern Metropolitan Regional Council

CEO's DELEGATED PAYMENTS LIST
FOR THE MONTH OF MAY 2014

Cheque /EFT No	Date	Payee	Amount
EFT30123	30/05/2014	NEVERFAIL SPRINGWATER LTD - HAZELMERE	39.15
EFT30124	30/05/2014	NEVERFAIL SPRINGWATER LTD - MATHIESON ROAD	27.50
EFT30125	30/05/2014	ONSITE RENTALS PTY LTD	443.44
EFT30126	30/05/2014	PERTH SECURITY SERVICES - MCW CORPORATION PTY LTD	735.65
EFT30127	30/05/2014	PINELLI WINES PTY LTD	210.00
EFT30128	30/05/2014	PIRTEK MIDLAND (M & B HYDRAULICS PTY LTD)	1,630.85
EFT30129	30/05/2014	RESOURCE EQUIPMENT LTD	18,942.00
EFT30130	30/05/2014	RUDD INDUSTRIAL AND FARM SUPPLIES	66.00
EFT30131	30/05/2014	SNAP BELMONT (BELSNAP PTY LTD)	142.00
EFT30132	30/05/2014	STAPLES AUSTRALIA LTD	662.64
EFT30133	30/05/2014	STRATEGEN ENVIRONMENTAL CONSULTANTS PTY LTD	35,942.50
EFT30134	30/05/2014	TENDERLINK.COM. PTY LTD	165.00
EFT30135	30/05/2014	TIM DAVIES LANDSCAPING PTY LTD	909.70
EFT30136	30/05/2014	TOTALLY WORKWEAR MIDLAND	131.56
EFT30137	30/05/2014	TOX FREE SOLUTIONS	1,628.18
EFT30138	30/05/2014	TUTT BRYANT EQUIPMENT (BT EQUIPMENT PTY LTD)	3,577.20
EFT30139	30/05/2014	UNIQUE WASTE MANAGEMENT SERVICES	2,552.00
EFT30140	30/05/2014	VOLICH WASTE CONTRACTORS PTY LTD	44.00
EFT30141	30/05/2014	WORKPAC PTY LTD	3,125.62
EFT30142	30/05/2014	YEOMAN PTY LTD ATF THE RJ ROHRLACH FAMILY TRUST	3,203.75
219891	02/05/2014	EMRC PETTY CASH - REDHILL	286.15
219892	06/05/2014	EMRC PETTY CASH - BELMONT	462.50
219893	09/05/2014	SKILLPATH SEMINARS	299.00
219894	16/05/2014	EMRC PETTY CASH - BELMONT	550.00
219895	30/05/2014	AMP LIFE LTD	1,577.15
219896	30/05/2014	AMP SUPER LEADER	620.18
219897	30/05/2014	AUSTRALIAN SUPER	3,340.21
219898	30/05/2014	BT BUSINESS SUPER	1,106.17
219899	30/05/2014	BT LIFETIME SUPER - EMPLOYER PLAN	568.83
219900	30/05/2014	BT SUPER FOR LIFE	380.92
219901	30/05/2014	CBUS INDUSTRY SUPER	546.65
219902	30/05/2014	COLONIAL FIRST STATE	521.04
219903	30/05/2014	KINETIC SUPERANNUATION	284.60
219904	30/05/2014	MTAA SUPERANNUATION FUND	443.78
219905	30/05/2014	NORTH PERSONAL SUPERANNUATION	1,611.75
219906	30/05/2014	NORWICH UNION LIFE INSURANCE SOCIETY	618.36
219907	30/05/2014	ONEPATH LIFE LTD	386.74
219908	30/05/2014	RETAIL EMPLOYEES SUPERANNUATION TRUST	783.36
219909	30/05/2014	TELSTRA SUPER	374.04
219910	30/05/2014	UNISUPER	191.78
219911	30/05/2014	VIRGIN MONEY SUPER	78.95
219912	30/05/2014	ZURICH AUSTRALIAN SUPERANNUATION	572.24
805	15/05/2014	HAAS HOLZZERKLEINERUNGS - UND FORDERTECHNIK	525.17
806	20/05/2014	ANZ BANKING GROUP	2,000,000.00
807	27/05/2014	WBC - CORPORATE MASTER CARD - D AMEDURI	596.87
808	27/05/2014	WBC - CORPORATE MASTER CARD - D CANHAM	5,284.00
809	27/05/2014	WBC - CORPORATE MASTER CARD - MARILYNN HORGAN	3,127.00
810	27/05/2014	WBC - CORPORATE MASTER CARD - S FITZPATRICK	1,299.68
811	27/05/2014	WBC - CORPORATE MASTER CARD - T ECKSTEIN	132.75
812	27/05/2014	WBC - CORPORATE MASTERCARD - H LIEW	258.90

Eastern Metropolitan Regional Council

CEO's DELEGATED PAYMENTS LIST
FOR THE MONTH OF MAY 2014

Cheque /EFT No	Date	Payee	Amount
813	27/05/2014	WBC - CORPORATE MASTERCARD - P SCHNEIDER	217.94
PAY 2014-23	06/05/2014	PAYROLL FE 06/05/14	227,398.23
PAY 2014-24	20/05/2014	PAYROLL FE 20/05/14	195,596.62
1*MAY14	01/05/2014	BANK CHARGES 1562 - 1566	1,816.46
SUB TOTAL			<u>3,765,549.05</u>
LESS CANCELLED CHEQUES & EFTs			<u>Nil</u>
TOTAL			<u>3,765,549.05</u>

REPORT TOTALS**TOTAL**

Bank Code	Bank Name		
1	EMRC - Municipal Fund		3,765,549.05
TOTAL			3,765,549.05



14.2 FINANCIAL REPORT FOR PERIOD ENDED 30 APRIL 2014

REFERENCE: D2014/05938

PURPOSE OF REPORT

The purpose of this report is to provide Council with an overview of the Eastern Metropolitan Regional Council's (EMRC's) financial performance for the period ended 30 April 2014.

KEY ISSUES AND RECOMMENDATION(S)

- Significant year to date budget variances greater than 10% or \$10,000, whichever is the greater, within each nature and type category on the Statement of Financial Activity as at 30 April 2014 have been identified and are reported on in the body of the report.

Recommendation(s)

That Council receives the Statement of Comprehensive Income, Capital Expenditure Statement, Statement of Financial Position, Statement of Cash and Investments and the Investment Report for the period ended 30 April 2014.

SOURCE OF REPORT

Director Corporate Services
Manager Financial Services

BACKGROUND

It is a requirement of the Local Government (Financial Management) Regulations 1996 (Clause 34) that a Local Government is to prepare and present to Council financial reports in such a form as the Local Government considers to be appropriate.

The 2013/2014 Budget was presented in a format that separated operating income and expenditure from other revenue and expenses to provide improved disclosure of Council's underlying operating result.

The financial summaries attached to this report provide an overview of year to date budget performance for operating activities and capital works.

As a result of the City of Stirling ceasing disposal of its tonnages at Red Hill Waste Management Facility from the beginning of August 2013, an initial budget / forecast review was undertaken during August 2013 and has been reflected in the financial reports since August 2013.

Subsequent forecast reviews were undertaken in November 2013 and January 2014 with the updated forecasts being reflected in the financial reports.

A Statement of Financial Position is also provided with year to date actual balances compared with budget provisions and end of year forecasts for all balance sheet items.

REPORT

Outlined below are financial statements for the period ended 30 April 2014. Where possible the year to date monthly budget allocations have been reviewed in order to match the appropriate timing for the various projects budgeted to be undertaken. This will provide a better comparison between the year to date actual and year to date budget figures.



Item 14.2 continued

Statement of Comprehensive Income - Nature and Type (refer Attachment 1)

The year to date operating result from normal activities as at 30 April 2014 is an unfavourable variance of \$675,025 (13.55%) against budget. The following information is provided on key aspects of Council's end of year financial performance:

<u>Operating Income</u>	<i>Year to Date</i>	An unfavourable variance of \$7,753,592 (21.35%).
	<i>End of Year Forecast</i>	An unfavourable variance of \$7,617,573 (17.35%).

Operating Income variances previously reported to Council:

1. Year to date User Charges of \$24,643,358 is \$7,817,631 (24.08%) below the year to date budget of \$32,460,989. This is due to the City of Stirling ceasing disposing of their tonnages at Red Hill with effect from 5 August 2013 with only 10,553 tonnes of the budgeted 100,000 tonnes for the 2013/2014 financial year having been received. This was subject to a report (Ref: DMDOC/185229) submitted to Council at its meeting held on 19 September 2013.

As a result the full year User Charges has been forecast to be below the budget of \$38,874,520 by \$7,387,613 (19.00%).

2. The full year forecast for Contributions is below the annual budget by \$77,129 (10.64%) and is attributable to income for Environmental consulting services (\$16,744 forecast compared to a budget provision of \$30,000) and for Environmental Services future projects (\$30,000 forecast compared to a budget provision of \$90,000). This is as a result of member Councils not fully participating in proposed projects. This reduction however is offset by additional Environmental Services grant funds forecast to be received by year end.
3. Year to date Operating Grants of \$653,674 is \$142,874 (27.97%) above the year to date budget of \$510,800. This is attributable to part of the Community Energy Efficiency Program (CEEP) brought forward from 2014/2015 of which an additional \$258,000 has been forecast to receive.

The full year forecast for Operating Grants is above the budget by \$170,500 (16.78%). This is attributable to the timing of the Community Energy Efficiency Program (CEEP) which has been forecast to receive an additional \$258,000 brought forward from 2014/2015. This is offset by a forecast reduction of \$62,500 in grant funds for the Eastern Hills Catchment Management Programme (EHCMP) due to an unsuccessful application by Perth Region NRM for "Caring for Country" grant funding.

4. Interest on Municipal Cash Investments is \$358,968 (154.79%) above the year to date budget of \$231,910 as a result of the low level of operating and capital expenditure to date together with a higher interest rate of 4.07% received to date compared to the budgeted rate of 3.70%.

The full year forecast for Interest on Municipal Funds is above the annual budget by \$167,175 (60.07%). This is a result of the forecast lower level of operating and capital expenditure to year end together with a higher average interest rate forecast for the year (4.02%) compared to the budgeted rate of 3.70%.

5. Year to date Other income of \$1,046,714 is \$397,326 (27.51%) below the year to date budget of \$1,444,040. This is due to the lower than budgeted sales of mattress products totalling \$2,827 compared to a year to date budget of \$333,330. As there is no market for the mattress steel in its current form, it is being stockpiled while options are explored to maximise the return to the EMRC.

The full year forecast for Other Income of \$1,239,364 is \$520,040 (29.56%) below the budget of \$1,759,404. This is mainly due to the lower than budgeted sales of mattress products forecast to be \$50,000 compared to the budget provision of \$400,000.



Item 14.2 continued

Also contributing to the variances are a reduction in income for the sale of products relating to the Lime Amended Bio-Clay project due to delays in progressing the project by the Water Corporation (\$5,396 year to date actual compared to \$106,890 year to date budget and a \$10,000 forecast compared to a budget provision of \$128,271). As a result of EMRC operational imperatives this project has ceased and was subject to a separate report (Ref: D2014/02066) tabled with the Technical Advisory Committee (TAC) at its March 2014 meeting.

There were no further significant Operating Income variances as at 30 April 2014.

<u>Operating Expenditure</u>	<i>Year to Date</i>	A favourable variance of \$7,078,567 (22.59%).
	<i>End of Year Forecast</i>	A favourable variance of \$4,902,008 (12.88%).

Operating Expenditure variances previously reported to Council:

1. Year to date Salary Expenses of \$6,016,117 is \$1,854,897 (23.57%) lower than the year to date budget of \$7,871,014. Following a review of the budget, full year Salary Expenses has been forecast to be below the budget of \$9,801,805 by \$1,950,852 (19.90%). The variances are attributable to unfilled positions as well as lower overtime costs compared to budget.
2. Year to date Contract Expenses of \$2,984,862 is \$2,483,968 (45.42%) below the year to date budget of \$5,468,830 due predominantly to the timing of various projects from different business units. Major variances from the Waste Services directorate include:
 - Rehabilitate Class III Cells - Red Hill Landfill Facility - \$359,139;
 - Remove and Crush Lateritic Caprock - \$344,807;
 - Undertake Engineering/Waste Management Special Projects (Regional Funding Program) - \$323,330;
 - Monitor Environmental Impacts - Red Hill and Hazelmere Sites - \$195,305;
 - Operate and Maintain Class III Cells - \$126,485;
 - Construct and Maintain Perimeter Bunds - \$104,160;
 - Operate and Maintain Stormwater System - Red Hill Landfill Facility - \$89,330;
 - Manage Greenwaste Mulching - \$62,997; and
 - Rehabilitate Class IV Cells - Red Hill Landfill Facility - \$62,315

Other projects where the year to date expenditures are lower than expected compared to the year to date budget for various directorates/business units are: Corporate Services activities (\$450,330), Regional Development projects (\$268,761) and Environmental Services projects (\$143,957).

3. Year to date Material Expenses of \$575,675 is \$356,115 (38.22%) below the year to date budget of \$931,790. The variances relate to various Corporate Services activities (\$98,992), Regional Development projects (\$34,692) and Environmental Services projects (\$16,761). Other projects from Waste Services activities contribute a further \$204,972 to the variance.
 4. Full year Utility Expenses of \$297,128 is forecast to be \$31,592 (11.90%) above the budget of \$265,536. The variance is attributable to additional electricity expenses incurred at the Hazelmere site predominately associated with an increase in utilisation of the grinder to produce woodchip and to regrind woodchip for fines manufacture. As a result additional income from the sale of woodchip fines is anticipated over the coming months.
-



Item 14.2 continued

5. The full year forecast for Depreciation Expenses is forecast to be \$767,879 (11.96%) below the budget of \$6,420,134. This is attributable to lower than budgeted usage of Class III airspace consumed as a result of the reduced tonnages from the City of Stirling as outlined earlier in this report.
6. Year to date Miscellaneous Expenses of \$8,142,564 is \$2,655,758 (24.59%) below the year to date budget of \$10,798,322. This variance is attributable to a lower than budgeted Landfill Levy payable (\$1,900,587) and a lower Carbon Price Expense Provision (\$416,394) as a result of the reduced tonnages from the City of Stirling.

Consequently, the full year Miscellaneous Expenses of \$10,632,890 has been forecast to be \$2,336,768 (18.02%) below the budget of \$12,969,658. This variance is attributable to a lower than budgeted Landfill Levy payable (\$1,902,459) and a lower Carbon Price Expense Provision (\$416,907).

7. Year to date Provision Expenses of \$36,397 is \$19,551 (34.94%) below the year to date budget of \$55,948. The full year Provision Expenses of \$84,231 is forecast to be \$27,664 (24.72%) below the budget of \$111,895.

This is due to a reduction in the site rehabilitation provision expenditure resulting from the reduced tonnages from the City of Stirling.

8. Year to date Costs Allocated of \$238,043 is \$116,764 (32.91%) below the year to date budget provisions of \$354,807. Full year Costs Allocated of \$266,543 has been forecast to be \$157,908 (37.20%) below the budget of \$424,451.

This is due to the lower than budgeted level of plant utilisation on capital works projects as a result of reduced capital expenditure levels.

There were no further significant Operating Expenditure variances as at 30 April 2014.

*Other	<i>Year to Date</i>	An unfavourable variance of \$660,877 (12.79%).
<u>Revenues and Expenses (Net)</u>	<i>End of Year Forecast</i>	An unfavourable variance of \$473,634 (7.78%).

Other Revenues and Expenses variances previously reported to Council:

1. Year to date Secondary Waste Charge is \$882,022 (18.46%) below the year to date budget of \$4,776,922 whilst the full year forecast of \$5,039,870 is \$650,857 (11.44%) below the budget of \$5,690,727. The variances are attributable to the reduced tonnages from the City of Stirling.
2. Year to date Proceeds from Sale of Assets is \$394,796 (64.31%) below the year to date budget of \$613,912. The full year forecast for the Proceeds from Sale of Assets is \$108,988 (15.04%) below the budget of \$724,614. This is due to the timing of vehicles budgeted for change over during the current financial year. Based on current usage figures it is expected that there will be less change over this year than originally budgeted. There is a corresponding reduction in the full year expenditure for Carrying Amount of Assets Disposed totalling \$104,464 to offset this.
3. Year to date Salary Expenses is \$106,970 (43.43%) below the year to date budget of \$246,287. The full year Salary Expenses is \$96,740 (30.52%) below the budget of \$316,956.

The lower salary expenditure relates to the promotion of the Manager Project Development to the role of Director Waste Services in the first half of 2013/2014 with the former position now filled in May 2014.



Item 14.2 continued

4. Year to date Contract Expenses is \$256,938 (41.27%) below the year to date budget of \$622,545. The variance is due to the timing of the Resource Recovery Project and the consultancy expenditure.

The full year Contract Expenses of \$834,980 is forecast to be \$80,350 (10.65%) above the budget of \$754,630. This is due to a higher end of year forecast for the evaluation of the Resource Recovery Park options.

5. Year to date Miscellaneous Expenses is \$26,442 (53.81%) below the year to date budget of \$49,140. The variance relates to the timing of Resource Recovery Project consultancy contracts.

Consequently the full year Miscellaneous Expenses of \$36,413 is forecast to be \$22,700 (38.40%) below the budget of \$59,113.

6. Year to date Carrying Amount of Assets Disposed is \$147,612 (42.08%) below the year to date budget of \$350,818. The full year forecast for Carrying Amount of Assets Disposed Of is \$104,464 (23.17%) below the budget of \$450,859. This relates specifically to the timing of vehicles budgeted for change over during the 2013/2014 financial year that have not as yet attained the specified criteria for change over. This is offset by a reduction of \$108,988 in the Proceeds from Sale of Assets.

There were no further significant Other Revenues and Expenses variances as at 30 April 2014.

Capital Expenditure Statement (refer Attachment 2)

<u>Capital Expenditure</u>	<i>Year to Date</i>	A favourable variance of \$8,941,030.
	<i>End of Year Forecast</i>	A favourable variance of \$4,723,777.

Capital Expenditure variances:

A favourable variance of \$8,941,030 exists as at 30 April 2014 when compared to the year to date budget provision of \$10,213,120. The year to date budget provisions are used as a guide only as expenditure of a capital nature is undertaken as and when required.

Major capital expenditures to 30 April 2014 include:

- Purchase Information Technology & Communication Equipment - \$206,964;
 - Purchase / Replace Vehicles - Ascot Place - \$202,706;
 - Contract Payment - Resource Recovery Park Wood Waste to Energy Plant - \$165,886;
 - Purchase/Replace Minor Plant & Equipment - Red Hill Waste Management Facility - \$122,529;
 - Construct Class III Cell - Stage 15 - Red Hill Landfill Facility - \$120,334;
 - Construct Class III Cell - Farm Stage 3 - Red Hill Landfill Facility - \$99,664;
 - Purchase / Replace Vehicles - Red Hill Landfill Facility - \$48,023;
 - Leachate Project - Red Hill Landfill Facility - \$34,452;
 - Refurbish Plant - Red Hill Landfill Facility - \$32,440;
 - Construct Monitoring Bores - Red Hill Landfill Facility - \$30,360;
 - Construct Litter Fence - Red Hill Farm - \$27,198;
 - Purchase / Replace Plant - Hazelmere - \$27,138;
 - Construct Waste Management Facility Buildings - Red Hill Landfill Facility - \$24,761; and
 - Purchase / Replace Plant - Red Hill Facility - \$24,354.
-



Item 14.2 continued

As a result of the City of Stirling ceasing disposal of its tonnages at the Red Hill Waste Management Facility, a review was undertaken of the Capital Expenditure budget in September 2013. This resulted in \$2,155,675 (13.93%) of Capital Expenditure being deferred and carried forward.

A further review was undertaken as part of the half year budget review. It was established overall that the approval process with DER in obtaining a clearing permit for Farm stage 3 landfill cell has been increasingly protracted. As a result of the continual delay outside of the EMRC's control, it has now been decided to construct the Class III - Stage 15 cell in an area alongside the Stage 14 cell. Whilst the permits are still being sought for the Farm Stage 3 cell, preliminary works are able to commence on Stage 15 without delays. This has resulted in a budget forecast reduction of \$3,215,000 for the construction of Class III Cell - Stage 14 and a forecast increase of \$1,600,000 for Class III Cell - Stage 15. The variance has been carried forward to the 2014/2015 financial year.

In addition to the \$2,155,675 identified in September 2013, another \$2,568,102 of capital expenditure including the cell construction is being deferred and carried forward. The impact is an overall reduction in the 2013/2014 Capital Expenditure budget total of \$15,471,081 to a forecast of \$10,747,304, as outlined in the Half Year Budget Review 2013/2014, contained within the March 2014 Audit Committee Minutes.

Full year significant reductions to capital budgets include the following:

- Construct Class III Cell - Stage 14 - \$3,215,000;
- Purchase / Replace Plant - Red Hill Landfill Facility - \$1,061,000;
- Purchase / Replace Plant - Hazelmere - \$865,000;
- Construct and Commission Resource Recovery Park Site Infrastructure - \$750,000;
- Construct and Commission Resource Recovery Park C & I Building - \$450,000;
- Construct Access Road to Lots 8,9 &10 - Red Hill Landfill Facility - \$375,000;
- Relocate Greenwaste Processing area - \$350,000;
- Purchase Information Technology & Communication Equipment - \$314,500;
- Construct Roads / Carparks - \$250,000;
- Construct and Commission Resource Recovery Park Wood Waste to Energy Building - \$250,000;
- Purchase Vehicles - Ascot Place - \$227,514;
- Construct Hardstand and Road - Hazelmere - \$202,175;
- Construct Siltation Ponds 10 - Red Hill Landfill Facility - \$190,000;
- Construct Class III Leachate Pond 10 - Red Hill Landfill Facility - \$180,000;
- Construct and Commission Resource Recovery Park Weighbridges - \$150,000;
- Construct Nutrient Stripping Pond - \$110,500;
- Construct and Commission Resource Recovery Park C & I Building - Plant & Equipment - \$100,000;
- Construct Perimeter Fencing - \$100,000; and
- Purchase / Replace Security System - Red Hill Landfill Facility - \$100,000.

This is offset by an increase in the following Capital Expenditure budget provisions following a review of the capital expenditure program:

- Resource Recovery Park Wood Waste to Energy Plant contract payments - \$2,370,378;
- Construct Class III Cell - Stage 15 - \$1,600,000;
- Construct Class III Landfill Cell - Red Hill Farm Stage 1 Batter - \$400,000;
- Construct Class III Cell - Farm Stage 2 - \$350,000; and
- Construct Class III Cell - Farm Stage 3 - \$100,000.



Item 14.2 continued

The Resource Recovery Park Wood Waste to Energy Plant contract payments were previously approved by Council at its September 2013 meeting (Ref: DMDOC/183037).

Statement of Financial Position (refer Attachment 3)

The Statement of Financial Position shows the overall impact of actual balances compared with budget provisions and end of year forecasts for operating and capital works activities.

It has been forecast that Total Equity as at 30 June 2014 will be below the original budget of \$104,540,334 by \$3,189,199.

Statement of Cash and Investments (refer Attachment 4)

The level of cash and investments in the Municipal fund as at 30 April 2014 is \$22,153,906 and Restricted Assets amount to \$43,094,466. This figure is net of cumulative unrealised losses of \$601,485 which has been provided for in this amount.

The net movement for the month is a decrease of \$776,366.

Investment Report (refer Attachment 5)

Term deposits which matured in the month of April 2014 were reinvested into further term deposits.

During February 2014 the EMRC received advice that Standard & Poor's (S&P) has recently downgraded the short term credit rating of ING Bank (Australia) Ltd, from A1 to A2.

As at 30 April the EMRC held \$9,000,000 in term deposits with ING (14.40% of the total investment portfolio) with maturity dates ranging from June 2014 to August 2014. At the time of the investments, the short term rating of the bank was A1. The EMRC Investment Policy does not provide for investments to be placed with an Authorised Deposit-taking Institution (ADI) with a credit rating below A1. Upon maturity of each term deposit, funds will be reallocated from ING Bank (Australia) Ltd to other approved institutions in order to ensure compliance with the EMRC's Investment Policy.

STRATEGIC/POLICY IMPLICATIONS

Key Result Area 4 - Good Governance

- 4.3 To provide responsible and accountable governance and management of the EMRC
- 4.4 To continue to improve financial and asset management practices

FINANCIAL IMPLICATIONS

As outlined within the report and attachments.

SUSTAINABILITY IMPLICATIONS

Nil

ATTACHMENT(S)

1. Statement of Comprehensive Income by Nature and Type (Ref: D2014/06581)
2. Capital Expenditure Statement (Ref: D2014/06583)
3. Statement of Financial Position (Ref: D2014/06584)
4. Statement of Cash and Investments (Ref: D2014/06585)
5. Investment Report (Ref: D2014/06586)



Item 14.2 continued

VOTING REQUIREMENT

Simple Majority

RECOMMENDATION(S)

That Council receives the Statement of Comprehensive Income, Capital Expenditure Statement, Statement of Financial Position, Statement of Cash and Investments and the Investment Report for the period ended 30 April 2014.

COUNCIL RESOLUTION(S)

MOVED CR FÄRDIG

SECONDED CR PULE

THAT COUNCIL RECEIVES THE STATEMENT OF COMPREHENSIVE INCOME, CAPITAL EXPENDITURE STATEMENT, STATEMENT OF FINANCIAL POSITION, STATEMENT OF CASH AND INVESTMENTS AND THE INVESTMENT REPORT FOR THE PERIOD ENDED 30 APRIL 2014.

CARRIED UNANIMOUSLY



STATEMENT OF COMPREHENSIVE INCOME

Nature and Type

Year to Date

APRIL 2014

Full Year

Year to Date			Full Year					
Actual	Budget	Variance		Forecast	Budget	Variance		
Operating Income								
\$24,643,358	\$32,460,989	(\$7,817,631)	(U)	User Charges	\$31,486,907	\$38,874,520	(\$7,387,613)	(U)
\$311,364	\$305,472	\$5,892	(F)	Special Charges	\$385,080	\$362,143	\$22,937	(F)
\$613,480	\$635,610	(\$22,130)	(U)	Contributions	\$647,517	\$724,646	(\$77,129)	(U)
\$653,674	\$510,800	\$142,874	(F)	Operating Grants	\$1,186,300	\$1,015,800	\$170,500	(F)
\$590,878	\$231,910	\$358,968	(F)	Interest Municipal Cash Investments	\$445,478	\$278,303	\$167,175	(F)
\$698,763	\$723,002	(\$24,239)	(U)	Reimbursements	\$893,164	\$886,567	\$6,597	(F)
\$1,046,714	\$1,444,040	(\$397,326)	(U)	Other	\$1,239,364	\$1,759,404	(\$520,040)	(U)
\$28,558,231	\$36,311,823	(\$7,753,592)	(U)	Total Operating Income	\$36,283,810	\$43,901,383	(\$7,617,573)	(U)
Operating Expenditure								
\$6,016,117	\$7,871,014	\$1,854,897	(F)	Salary Expenses	\$7,850,953	\$9,801,805	\$1,950,852	(F)
\$2,984,862	\$5,468,830	\$2,483,968	(F)	Contract Expenses	\$6,629,853	\$6,608,817	(\$21,036)	(U)
\$575,675	\$931,790	\$356,115	(F)	Material Expenses	\$1,139,931	\$1,146,270	\$6,339	(F)
\$243,115	\$222,240	(\$20,875)	(U)	Utility Expenses	\$297,128	\$265,536	(\$31,592)	(U)
\$732,284	\$703,870	(\$28,414)	(U)	Fuel Expenses	\$814,474	\$844,764	\$30,290	(F)
\$17,884	\$17,220	(\$664)	(U)	Finance Fees and Interest Expenses	\$20,683	\$20,683	\$0	(F)
\$285,105	\$264,056	(\$21,049)	(U)	Insurance Expenses	\$288,278	\$281,030	(\$7,248)	(U)
\$5,453,776	\$5,349,820	(\$103,956)	(U)	Depreciation Expenses	\$5,652,255	\$6,420,134	\$767,879	(F)
\$8,142,564	\$10,798,322	\$2,655,758	(F)	Miscellaneous Expenses	\$10,632,890	\$12,969,658	\$2,336,768	(F)
\$36,397	\$55,948	\$19,551	(F)	Provision Expenses	\$84,231	\$111,895	\$27,664	(F)
(\$238,043)	(\$354,807)	(\$116,764)	(U)	Costs Allocated	(\$266,543)	(\$424,451)	(\$157,908)	(U)
\$24,249,736	\$31,328,303	\$7,078,567	(F)	Total Operating Expenditure	\$33,144,133	\$38,046,141	\$4,902,008	(F)
\$4,308,495	\$4,983,520	(\$675,025)	(U)	OPERATING RESULT FROM NORMAL ACTIVITIES	\$3,139,677	\$5,855,242	(\$2,715,565)	(U)
Surplus	Surplus				Surplus	Surplus		

Notes:

1. User Charges - include member Councils and casual users pertaining to waste, risk management and environmental services fees and charges;
2. Special Charges - Waste Education Levy;
3. Contributions - member Councils' contributions to projects and services;
4. Operating Grants - grant income predominantly from government agencies; and
5. Miscellaneous Expenses - includes the Landfill Levy expense of \$5,865,873 as at 30 April 2014.

Operating Income and Expenditure relates to the ordinary operations of the organisation.

Other Revenues and Expenses relates to the Resource Recovery Project, interest from cash reserves and disposal of assets.

(F) denotes Favourable variance and (U) denotes Unfavourable variance



STATEMENT OF COMPREHENSIVE INCOME

Nature and Type

APRIL 2014

Year to Date			Full Year					
Actual	Budget	Variance		Forecast	Budget	Variance		
Other Revenues								
\$3,894,900	\$4,776,922	(\$882,022)	(U)	Secondary Waste Charge	\$5,039,870	\$5,690,727	(\$650,857)	(U)
\$0	\$0	\$0	(F)	Operating Grants	\$0	\$0	\$0	(F)
\$1,373,649	\$1,289,800	\$83,849	(F)	Interest Restricted Cash Investments	\$1,690,843	\$1,547,814	\$143,029	(F)
\$1,829	\$1,800	\$29	(F)	Reimbursements	\$2,169	\$2,169	\$0	(F)
\$219,116	\$613,912	(\$394,796)	(U)	Proceeds from Sale of Assets	\$615,626	\$724,614	(\$108,988)	(U)
\$5,489,494	\$6,682,434	(\$1,192,940)	(U)	Total Other Revenues	\$7,348,508	\$7,965,324	(\$616,816)	(U)
Other Expenses								
\$139,317	\$246,287	\$106,970	(F)	Salary Expenses	\$220,216	\$316,956	\$96,740	(F)
\$365,607	\$622,545	\$256,938	(F)	Contract Expenses	\$834,980	\$754,630	(\$80,350)	(U)
\$5,760	\$12,050	\$6,290	(F)	Material Expenses	\$14,850	\$14,550	(\$300)	(U)
\$1,834	\$2,080	\$246	(F)	Utility Expenses	\$2,500	\$2,500	\$0	(F)
\$1,226	\$1,315	\$89	(F)	Insurance Expenses	\$1,375	\$1,375	\$0	(F)
\$8,254	\$10,010	\$1,756	(F)	Depreciation Expenses	\$10,534	\$12,020	\$1,486	(F)
\$22,698	\$49,140	\$26,442	(F)	Miscellaneous Expenses	\$36,413	\$59,113	\$22,700	(F)
\$203,206	\$350,818	\$147,612	(F)	Carrying Amount of Assets Disposed Of	\$346,395	\$450,859	\$104,464	(F)
\$235,037	\$220,757	(\$14,280)	(U)	Costs Allocated	\$266,009	\$264,451	(\$1,558)	(U)
\$982,939	\$1,515,002	\$532,063	(F)	Total Other Expenses	\$1,733,272	\$1,876,454	\$143,182	(F)
Realised/Unrealised (Gain)/Loss From Change in Fair Value of Investments								
\$0	\$0	\$0	(F)	Unrealised (Gain)/Loss	\$0	\$0	\$0	(F)
\$0	\$0	\$0	(F)	Realised (Gain)/Loss	\$0	\$0	\$0	(F)
\$0	\$0	\$0	(F)	Total (Gain)/Loss from change in Fair Value of Investments	\$0	\$0	\$0	(F)
Revaluation of Assets								
\$0	\$0	\$0	(F)	Revaluation of Assets	\$0	\$0	\$0	(F)
\$0	\$0	\$0	(F)	Total Revaluation of Assets	\$0	\$0	\$0	(F)
\$4,506,555	\$5,167,432	(\$660,877)	(U)	OPERATING RESULT FROM OTHER ACTIVITIES	\$5,615,236	\$6,088,870	(\$473,634)	(U)
Surplus	Surplus				Surplus	Surplus		
\$8,815,050	\$10,150,952	(\$1,335,902)	(F)	CHANGE IN NET ASSETS FROM OPERATIONS	\$8,754,913	\$11,944,112	(\$3,189,199)	(U)
Surplus	Surplus				Surplus	Surplus		



25

CAPITAL EXPENDITURE STATEMENT

APRIL 2014

Year to Date						Full Year			
Actual	Budget	Variance		On Order	(F) = Favourable variation (U) = Unfavourable variation	Forecast	Budget	Variance	
Governance and Corporate Services									
\$202,706	\$317,020	\$114,314 (F)		\$0		Purchase Vehicles - Ascot Place (24440/00)	\$152,915	\$380,429	\$227,514 (F)
\$4,607	\$25,620	\$21,013 (F)		\$3,079		Purchase Furniture Fittings & Equipment - Corporate Services (24510/01)	\$30,750	\$30,750	\$0 (F)
\$206,964	\$749,040	\$542,077 (F)		\$24,406		Purchase Information Technology & Communication Equipment (24550/00)	\$584,350	\$898,850	\$314,500 (F)
\$3,792	\$0	(\$3,792) (U)		\$0		Purchase/ Replace other Equipment - Ascot Place (24590/01)	\$0	\$0	\$0 (F)
\$0	\$25,000	\$25,000 (F)		\$0		Purchase Art Works (24620/00)	\$30,000	\$30,000	\$0 (F)
\$0	\$14,580	\$14,580 (F)		\$0		Capital Improvement Administration Building - Ascot Place (25240/01)	\$17,500	\$17,500	\$0 (F)
\$0	\$3,030	\$3,030 (F)		\$1,741		Upgrade Security Equipment - Ascot Place (25530/01)	\$3,639	\$3,639	\$0 (F)
\$418,069	\$1,134,290	\$716,221 (F)		\$29,226			\$819,154	\$1,361,168	\$542,014 (F)



CAPITAL EXPENDITURE STATEMENT

APRIL 2014

Year to Date			On Order	(F) = Favourable variation (U) = Unfavourable variation	Full Year		
Actual	Budget	Variance			Forecast	Budget	Variance

Environmental Services

\$0	\$1,250	\$1,250	(F)	\$0	Purchase Office Equipment - Environmental Services (24510/05)	\$1,000	\$1,500	\$500	(F)
\$0	\$1,250	\$1,250	(F)	\$0	Purchase Office Furniture and Fittings - Environmental Services (24610/05)	\$1,500	\$1,500	\$0	(F)
\$0	\$2,500	\$2,500	(F)	\$0		\$2,500	\$3,000	\$500	(F)

Regional Development

\$0	\$830	\$830	(F)	\$0	Purchase Office Equipment - Regional Development (24510/04)	\$1,000	\$1,000	\$0	(F)
\$0	\$830	\$830	(F)	\$0	Purchase Office Furniture and Fittings - Regional Development (24610/04)	\$1,000	\$1,000	\$0	(F)
\$0	\$1,660	\$1,660	(F)	\$0		\$2,000	\$2,000	\$0	(F)

Risk Management

\$0	\$410	\$410	(F)	\$0	Purchase Office Equipment - Risk Management (24510/06)	\$500	\$500	\$0	(F)
\$0	\$410	\$410	(F)	\$0	Purchase Office Furniture and Fittings - Risk Management (24610/06)	\$500	\$500	\$0	(F)
\$0	\$820	\$820	(F)	\$0		\$1,000	\$1,000	\$0	(F)

Resource Recovery

\$0	\$25,000	\$25,000	(F)	\$0	Resource Recovery Park - Land (24150/05)	\$30,000	\$30,000	\$0	(F)
\$0	\$416,660	\$416,660	(F)	\$0	Construct and Commission Resource Recovery Park - C & I Building (24259/04)	\$50,000	\$500,000	\$450,000	(F)



CAPITAL EXPENDITURE STATEMENT

APRIL 2014

Year to Date				On Order	(F) = Favourable variation (U) = Unfavourable variation	Full Year		
Actual	Budget	Variance	Forecast			Budget	Variance	
Resource Recovery								
\$0	\$208,330	\$208,330	(F)	\$0	Construct and Commission Resource Recovery Park - Wood Waste to Energy Building (24259/05)	\$0	\$250,000	\$250,000 (F)
\$0	\$8,330	\$8,330	(F)	\$0	Construct and Commission Resource Recovery Park - Community Transfer Station (24259/06)	\$10,000	\$10,000	\$0 (F)
\$10,890	\$41,660	\$30,770	(F)	\$0	Construct and Commission Resource Recovery Park - MRF Building - Hazelmere (24259/09)	\$50,000	\$50,000	\$0 (F)
\$0	\$125,000	\$125,000	(F)	\$0	Construct and Commission Resource Recovery Park - Weighbridges (x2) (24392/02)	\$0	\$150,000	\$150,000 (F)
\$0	\$874,990	\$874,990	(F)	\$0	Construct and Commission Resource Recovery Park - Site Infrastructure (24399/01)	\$300,000	\$1,050,000	\$750,000 (F)
\$165,886	\$833,330	\$667,444	(F)	\$0	Purchase Resource Recovery Park - Wood Waste to Energy Plant & Equipment (24410/03)	\$3,370,378	\$1,000,000	(\$2,370,378) (U)
\$0	\$83,330	\$83,330	(F)	\$0	Purchase Resource Recovery Park C & I Building - Plant & Equipment (24410/04)	\$0	\$100,000	\$100,000 (F)
\$0	\$830	\$830	(F)	\$0	Purchase Office Equipment - Resource Recovery (24510/07)	\$1,000	\$1,000	\$0 (F)
\$0	\$830	\$830	(F)	\$0	Purchase Other Equipment - Resource Recovery (24590/07)	\$1,000	\$1,000	\$0 (F)
\$0	\$830	\$830	(F)	\$0	Purchase Office Furniture and Fittings - Resource Recovery (24610/07)	\$1,000	\$1,000	\$0 (F)
\$176,776	\$2,619,120	\$2,442,344	(F)	\$0		\$3,813,378	\$3,143,000	(\$670,378) (U)



CAPITAL EXPENDITURE STATEMENT

APRIL 2014

Year to Date					Full Year		
Actual	Budget	Variance	On Order	(F) = Favourable variation (U) = Unfavourable variation	Forecast	Budget	Variance

Waste Management

\$24,761	\$78,220	\$53,459 (F)	\$19,994		Construct Waste Management Facility Buildings - Red Hill Landfill Facility (24250/01)	\$93,886	\$93,886	\$0 (F)
\$0	\$77,490	\$77,490 (F)	\$0		Construct Waste Management Facility Buildings - Hazelmere (24250/02)	\$93,000	\$93,000	\$0 (F)
\$4,100	\$0	(\$4,100) (U)	\$0		Construct Weighbridge Office - Hazelmere (24250/03)	\$4,100	\$0	(\$4,100) (U)
\$0	\$22,830	\$22,830 (F)	\$0		Construct Storage Shed for Mattresses - Hazelmere (24250/05)	\$16,600	\$27,400	\$10,800 (F)
\$0	\$16,660	\$16,660 (F)	\$3,275		Construct Lunchroom and Ablution Block - Red Hill Landfill Facility (24250/07)	\$0	\$20,000	\$20,000 (F)
\$0	\$41,660	\$41,660 (F)	\$0		Construct Waste Management Facility Buildings - Other - Hazelmere (24259/02)	\$0	\$50,000	\$50,000 (F)
\$0	\$0	\$0 (F)	\$199,800		Construct Class III Cell Farm Stage 2 - Red Hill Landfill Facility (24310/11)	\$350,000	\$0	(\$350,000) (U)
\$0	\$0	\$0 (F)	\$0		Construct Class III Cell Stage 14 - Red Hill Landfill Facility (24310/12)	\$0	\$3,215,000	\$3,215,000 (F)
\$99,664	\$0	(\$99,664) (U)	\$0		Construct Class III Landfill Cell Farm Stage 3 - Red Hill Landfill Facility (24310/13)	\$100,000	\$0	(\$100,000) (U)
\$0	\$0	\$0 (F)	\$0		Construct Class III Landfill Cell - Red Hill Farm Stage 1 Batter (24310/14)	\$400,000	\$0	(\$400,000) (U)
\$120,334	\$0	(\$120,334) (U)	\$38,716		Construct Class III Cell Stage 15 - Red Hill Landfill Facility (24310/16)	\$1,600,000	\$0	(\$1,600,000) (U)
\$0	\$150,000	\$150,000 (F)	\$0		Construct Class III Leachate Pond - Red Hill Landfill Facility (24320/01)	\$0	\$180,000	\$180,000 (F)



CAPITAL EXPENDITURE STATEMENT

APRIL 2014

Year to Date			On Order	(F) = Favourable variation (U) = Unfavourable variation	Full Year		
Actual	Budget	Variance			Forecast	Budget	Variance
Waste Management							
\$34,452	\$12,500	(\$21,952) (U)	\$0	Leachate Project - Red Hill Landfill Facility (24320/02)	\$104,500	\$15,000	(\$89,500) (U)
\$0	\$158,330	\$158,330 (F)	\$0	Construct Siltation Ponds - Red Hill Landfill Facility (24350/00)	\$0	\$190,000	\$190,000 (F)
\$0	\$83,330	\$83,330 (F)	\$0	Construct Stormwater Control Pond - Red Hill Farm Stage I (24350/01)	\$100,000	\$100,000	\$0 (F)
\$0	\$92,080	\$92,080 (F)	\$0	Construct Nutrient Stripping Pond - Red Hill Landfill Facility (24360/00)	\$0	\$110,500	\$110,500 (F)
\$0	\$333,320	\$333,320 (F)	\$0	Construct Roads / Carparks - Red Hill Landfill Facility (24370/00)	\$150,000	\$400,000	\$250,000 (F)
\$0	\$312,500	\$312,500 (F)	\$0	Construct Access Road to Lots 8 9 10 - Red Hill Landfill Facility (24370/02)	\$0	\$375,000	\$375,000 (F)
\$0	\$83,330	\$83,330 (F)	\$0	Construct Perimeter Fencing - Red Hill Landfill Facility (24394/00)	\$0	\$100,000	\$100,000 (F)
\$27,198	\$41,660	\$14,462 (F)	\$0	Construct Litter Fence - Red Hill Farm (24394/04)	\$50,000	\$50,000	\$0 (F)
\$4,125	\$0	(\$4,125) (U)	\$0	Construct Greenwaste Processing Area - Red Hill Landfill Facility (24395/00)	\$0	\$0	\$0 (F)
\$0	\$168,460	\$168,460 (F)	\$0	Construct Hardstand and Road - Hazelmere (24395/01)	\$0	\$202,175	\$202,175 (F)
\$0	\$291,660	\$291,660 (F)	\$0	Relocate Greenwaste Processing area - Red Hill Landfill Facility (24395/04)	\$0	\$350,000	\$350,000 (F)
\$30,360	\$26,520	(\$3,840) (U)	\$0	Construct Monitoring Bores - Red Hill Landfill Facility (24396/00)	\$31,827	\$31,827	\$0 (F)
\$11,740	\$0	(\$11,740) (U)	\$0	Construct Monitoring Bores - Hazelmere (24396/02)	\$0	\$0	\$0 (F)
\$827	\$0	(\$827) (U)	\$0	Construct Perimeter Bunds - Red Hill Landfill Facility (24397/00)	\$744	\$0	(\$744) (U)



CAPITAL EXPENDITURE STATEMENT

APRIL 2014

Year to Date			On Order	(F) = Favourable variation (U) = Unfavourable variation	Full Year		
Actual	Budget	Variance			Forecast	Budget	Variance

Waste Management

\$0	\$58,330	\$58,330	(F)	\$0	Washdown bay Upgrade - Red Hill Landfill Facility (24399/04)	\$0	\$70,000	\$70,000	(F)
\$0	\$25,000	\$25,000	(F)	\$0	Truck Washdown Bay for Member Councils - Red Hill Landfill Facility (24399/05)	\$0	\$30,000	\$30,000	(F)
\$24,354	\$1,518,200	\$1,493,846	(F)	\$0	Purchase / Replace Plant - Red Hill Landfill Facility (24410/00)	\$760,850	\$1,821,850	\$1,061,000	(F)
\$27,138	\$1,785,000	\$1,757,862	(F)	\$19,500	Purchase / Replace Plant - Hazelmere (24410/01)	\$1,277,000	\$2,142,000	\$865,000	(F)
\$0	\$62,500	\$62,500	(F)	\$0	Purchase Bagging Plant for Mulch/Compost (24410/02)	\$0	\$75,000	\$75,000	(F)
\$122,529	\$219,160	\$96,631	(F)	\$9,249	Purchase / Replace Minor Plant and Equipment-Red Hill Landfill Facility (24420/00)	\$203,000	\$263,000	\$60,000	(F)
\$13,555	\$70,000	\$56,445	(F)	\$0	Purchase / Replace Minor Plant and Equipment - Hazelmere (24420/02)	\$99,000	\$84,000	(\$15,000)	(U)
\$48,023	\$158,270	\$110,247	(F)	\$0	Purchase / Replace Vehicles - Red Hill Landfill Facility (24430/00)	\$199,415	\$189,925	(\$9,490)	(U)
\$0	\$450	\$450	(F)	\$0	Purchase / Replace Office Equipment - Engineering / Waste Management (24510/02)	\$550	\$550	\$0	(F)
\$545	\$32,500	\$31,955	(F)	\$0	Purchase / Replace Office Equipment - Red Hill Landfill Facility (24510/08)	\$4,000	\$39,000	\$35,000	(F)
\$0	\$29,160	\$29,160	(F)	\$0	Purchase Fire Fighting System/Equipment - Hazelmere (24520/07)	\$85,000	\$35,000	(\$50,000)	(U)
\$0	\$830	\$830	(F)	\$0	Purchase / Replace Fire Fighting Equipment - Red Hill Landfill Facility (24520/08)	\$1,000	\$1,000	\$0	(F)
\$19,660	\$120,490	\$100,830	(F)	\$0	Purchase / Replace Security System - Red Hill Waste Management Facility (24530/08)	\$44,600	\$144,600	\$100,000	(F)



CAPITAL EXPENDITURE STATEMENT

APRIL 2014

Year to Date			On Order	(F) = Favourable variation (U) = Unfavourable variation	Full Year		
Actual	Budget	Variance			Forecast	Budget	Variance

Waste Management

\$12,630	\$22,490	\$9,860 (F)	\$0	Purchase / Replace Security System - Hazelmere (24530/10)	\$27,000	\$27,000	\$0 (F)
\$4,375	\$250,830	\$246,455 (F)	\$0	Purchase / Replace Other Equipment - Red Hill Landfill Facility (24590/00)	\$251,000	\$301,000	\$50,000 (F)
\$8,347	\$19,750	\$11,403 (F)	\$0	Purchase / Replace Miscellaneous Equipment - Hazelmere (24590/02)	\$8,700	\$23,700	\$15,000 (F)
\$1,010	\$2,500	\$1,490 (F)	\$0	Purchase/Replace Other Equipment - Engineering and Waste Management (24590/03)	\$3,000	\$3,000	\$0 (F)
\$441	\$830	\$389 (F)	\$0	Purchase Office Furniture and Fittings-Engineering and Waste Management (24610/03)	\$1,000	\$1,000	\$0 (F)
\$818	\$830	\$12 (F)	\$0	Purchase / Replace Office Furniture and Fittings - Red Hill Landfill Facility (24610/08)	\$1,000	\$1,000	\$0 (F)
\$0	\$1,250	\$1,250 (F)	\$0	Purchase Office Furniture and Fittings-Hazelmere (24610/10)	\$1,500	\$1,500	\$0 (F)
\$0	\$830	\$830 (F)	\$0	Purchase Miscellaneous Furniture and Fittings - Red Hill Education Programme (24690/01)	\$1,000	\$1,000	\$0 (F)
\$3,819	\$1,660	(\$2,159) (U)	\$0	Refurbish Environmental Education Centre - Redhill Landfill Facility (25253/00)	\$10,000	\$2,000	(\$8,000) (U)
\$0	\$66,660	\$66,660 (F)	\$0	Refurbish Waste Transfer Station Building - Red Hill Landfill Facility (25259/01)	\$0	\$80,000	\$80,000 (F)
\$32,440	\$16,660	(\$15,780) (U)	\$0	Refurbish Plant - Red Hill Landfill Facility (25410/00)	\$36,000	\$20,000	(\$16,000) (U)
\$677,245	\$6,454,730	\$5,777,485 (F)	\$290,533		\$6,109,272	\$10,960,913	\$4,851,641 (F)

\$1,272,090	\$10,213,120	\$8,941,030 (F)	\$319,759	TOTAL CAPITAL EXPENDITURE	\$10,747,304	\$15,471,081	\$4,723,777 (F)
--------------------	---------------------	------------------------	------------------	----------------------------------	---------------------	---------------------	------------------------



32
STATEMENT OF FINANCIAL POSITION
APRIL 2014

Actual June 2013	Actual Year to Date	(F) = Favourable variation (U) = Unfavourable variation	Full Year		
			Forecast	Budget	Variance
Current Assets					
\$3,021,270	\$3,738,279	Cash and Cash Equivalents	\$3,009,305	\$266,144	\$2,743,161 (F)
\$51,761,343	\$61,510,093	Investments	\$55,875,536	\$57,985,610	(\$2,110,074) (U)
\$3,552,486	\$3,926,209	Trade and Other Receivables	\$3,552,486	\$3,552,486	\$0 (F)
\$86,077	\$72,417	Inventories	\$86,077	\$86,077	\$0 (F)
\$65,007	\$268,402	Other Assets	\$65,007	\$65,007	\$0 (F)
\$58,486,183	\$69,515,400	Total Current Assets	\$62,588,411	\$61,955,324	\$633,087 (F)
Current Liabilities					
\$5,409,053	\$1,580,364	Trade and Other Payables	\$5,409,053	\$5,409,053	\$0 (F)
\$1,229,726	\$1,178,643	Provisions	\$1,230,929	\$1,230,929	\$0 (F)
\$6,638,779	\$2,759,007	Total Current Liabilities	\$6,639,982	\$6,639,982	\$0 (F)
\$51,847,404	\$66,756,393	Net Current Assets	\$55,948,429	\$55,315,342	\$633,087 (F)
Non Current Assets					
\$16,361,457	\$16,361,456	Land	\$16,391,457	\$16,391,457	\$0 (F)
\$4,783,168	\$4,592,226	Buildings	\$4,839,632	\$5,692,789	(\$853,157) (U)
\$9,152,875	\$8,011,624	Structures	\$10,166,910	\$13,068,136	(\$2,901,226) (U)
\$9,825,700	\$6,926,606	Plant	\$12,732,870	\$12,653,725	\$79,145 (F)
\$291,050	\$644,463	Equipment	\$1,000,475	\$1,177,485	(\$177,010) (U)
\$156,333	\$148,688	Furniture and Fittings	\$177,358	\$175,060	\$2,298 (F)
\$5,019,398	\$4,511,272	Work in Progress	\$5,019,398	\$5,019,398	\$0 (F)
\$45,589,981	\$41,196,335	Total Non Current Assets	\$50,328,100	\$54,178,050	(\$3,849,950) (U)
Non Current Liabilities					
\$4,841,163	\$6,541,456	Provisions	\$4,925,394	\$4,953,058	\$27,664 (F)
\$4,841,163	\$6,541,456	Total Non Current Liabilities	\$4,925,394	\$4,953,058	\$27,664 (F)
\$92,596,222	\$101,411,272	Net Assets	\$101,351,135	\$104,540,334	(\$3,189,199) (U)
Equity					
\$49,136,150	\$49,136,150	Accumulated Surplus/Deficit	\$49,136,150	\$49,136,150	\$0 (F)
\$42,319,723	\$42,319,723	Cash Backed Reserves	\$42,319,723	\$42,319,723	\$0 (F)
\$1,140,349	\$1,140,349	Asset Revaluation Reserve	\$1,140,349	\$1,140,349	\$0 (F)
\$0	\$8,815,050	Net change in assets from operations	\$8,754,913	\$11,944,112	(\$3,189,199) (U)
\$92,596,222	\$101,411,272	Total Equity	\$101,351,135	\$104,540,334	(\$3,189,199) (U)



33 CASH AND INVESTMENTS

APRIL 2014

Actual June 2013	Actual Year to Date	(F) = Favourable variation (U) = Unfavourable variation	Full Year		
			Forecast	Budget	Variance
Municipal Cash and Investments					
3,018,020	3,734,929	Cash at Bank - Municipal Fund 01001/00	3,006,055	262,894	2,743,161 (F)
1,250	1,250	Cash on Hand - Ascot Place 01019/00	1,250	1,250	0 (F)
200	300	Cash on Hand - Walliston/Mathieson & Coppin Road Transfer Stations 01019/01	200	200	0 (F)
1,800	1,800	Cash on Hand - Red Hill / Hazelmere 01019/02	1,800	1,800	0 (F)
10,040,526	18,415,627	Investments - Municipal Fund 02021/00	7,886,021	11,193,973	(3,307,952) (U)
13,061,796	22,153,906	Total Municipal Cash	10,895,326	11,460,117	(564,791) (U)
Restricted Cash and Investments					
1,029,772	1,060,300	Restricted Investments - Plant and Equipment 02022/01	3,105,203	927,240	2,177,963 (F)
1,664,322	1,713,663	Restricted Investments - Post Closure Site Rehabilitation Red Hill 02022/02	1,798,686	1,846,174	(47,488) (U)
234,694	241,652	Restricted Investments - Future Development 02022/03	243,591	15,087	228,504 (F)
550,617	566,941	Restricted Investments - Environmental Monitoring Red Hill 02022/04	592,298	571,040	21,258 (F)
168,280	173,269	Restricted Investments - Environmental Insurance Red Hill 02022/05	133,711	134,340	(629) (U)
12,619	12,993	Restricted Investments - Risk Management 02022/06	13,097	13,087	10 (F)
439,250	452,271	Restricted Investments - Class IV Cells Red Hill 02022/07	515,495	514,026	1,469 (F)
20,193	20,792	Restricted Investments - Regional Development 02022/08	259,297	12,828	246,469 (F)
35,964,254	37,030,445	Restricted Investments - Secondary Waste Processing 02022/09	40,230,462	41,432,016	(1,201,554) (U)
1,473,747	1,517,437	Restricted Investments - Class III Cells 02022/10	911,654	1,140,284	(228,630) (U)
63,714	65,603	Restricted Investments - Building Refurbishment (Ascot Place) 02022/11	66,129	66,078	51 (F)
2,579	121,623	Restricted Investments - Accrued Interest 02022/19	2,579	2,579	0 (F)
(601,485)	(601,485)	Restricted Investments - Unrealised Loss/Gain on Investments 02022/20	(601,485)	(601,485)	0 (F)
698,261	718,961	Restricted Investments - Long Service Leave 02022/90	718,798	718,343	455 (F)
41,720,816	43,094,466	Total Restricted Cash	47,989,514	46,791,636	1,197,878 (F)
54,782,613	65,248,372	TOTAL CASH AND INVESTMENTS	58,884,841	58,251,754	633,087 (F)

The Cash at Bank - Municipal Fund represents the balance on the last day of the relevant month. Any portion of the balance available for investment is transferred into the Investment - Municipal Fund account in the following period. Funds held in the Cash at Bank - Municipal Fund continue to accrue interest as per the Westpac commercial rates.

EMRC Investment Report

April 2014

Investment Report Including CDOs

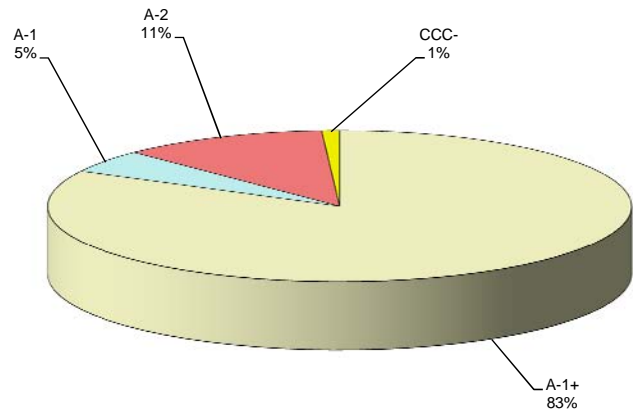
I. Overall Portfolio Limits

S&P Long Term Rating	S&P Short Term Rating	% Portfolio	Investment Maximum %	Comments
AAA	A-1+	81.83%	100%	
AA	A-1	2.46%	100%	
A-	A-2	14.73%	100%	Policy Breached ¹
CCC and less		0.98%	0%	Policy Breached ²
		<u>100.00%</u>		

Notes

1. Policy breach above relates to the downgrade of short term credit rating
2. Policy breach above relates to the Lehman Brothers CDO investment

Investment by S&P Rating

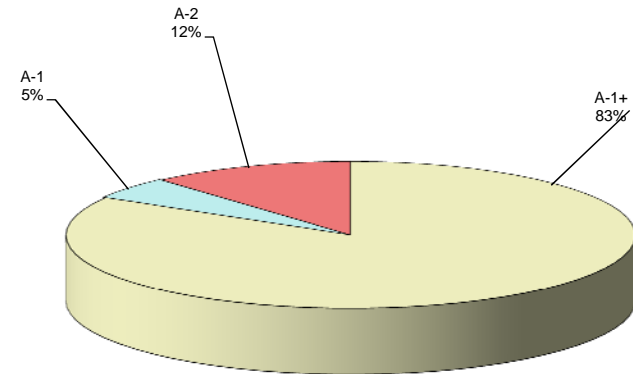


Investment Report Excluding CDOs

I. Overall Portfolio Limits

S&P Long Term Rating	S&P Short Term Rating	% Portfolio	Investment Maximum %	Comments
AAA	A-1+	82.64%	100%	
AA	A-1	2.48%	100%	
A-	A-2	14.88%	100%	Policy Breached ¹
CCC and less		0.00%	0%	
		<u>100.00%</u>		

Investment by S&P Rating (excluding CDOs)



EMRC Investment Report

April 2014

Investment Report Including CDOs

II. Single Entity Exposure

	% Portfolio	Comments
ANZ Banking Group	17.18%	
ING Bank	14.73%	Policy breached ³
Macquarie Bank	2.46%	
NAB	37.65%	
Westpac / St. George Bank	27.00%	
Lehman Brothers	0.98%	Policy breached ⁴
	<u>100.00%</u>	

Notes

3. Policy breach above relates to the downgrade of short term credit rating

4. Policy breach above relates to the Lehman Bros CDO investment

III. Term to Maturity Framework

Maturity Profile	Investment Policy Guidelines			Comments
	% Portfolio	% Min	% Max	
Less Than 1 Year	99.07%	40.00%	100.00%	
Greater Than 1 Year	0.93%	0.00%	0.00%	Policy breached ⁵
	<u>100.00%</u>			

Notes

5. Policy breach above relates to the Lehman Bros CDO investment

Investment Report Excluding CDOs

II. Single Entity Exposure

	% Portfolio	Comments
ANZ Banking Group	17.36%	
ING Bank	14.88%	Policy breached ³
Macquarie Bank	2.47%	
NAB	38.02%	
Westpac / St. George Bank	27.27%	
	<u>99.98%</u>	

III. Term to Maturity Framework

Maturity Profile	Investment Policy Guidelines			Comments
	% Portfolio	% Min	% Max	
Less Than 1 Year	100.00%	40.00%	100.00%	
Greater Than 1 Year	0.00%	0.00%	0.00%	
	<u>100.00%</u>			

NB: This report is consistent with the reporting requirements of the Policy 3.3 - Management of Investments Policy



14.3 SUNDRY DEBTOR WRITE-OFF

REFERENCE: D2014/06651

PURPOSE OF REPORT

The purpose of this report is to seek Council approval to write off an outstanding sundry debtor.

KEY ISSUES AND RECOMMENDATION(S)

- A customer, Rosler Tyre Innovators P/L, with an outstanding amount of \$70.00 (inc. GST) from April 2013 has been unreachable despite efforts made by the EMRC and the EMRC's debt collecting agency, Dun & Bradstreet to recover the amount. It is on Dun & Bradstreet's advice that a recommendation for write-off of this amount be made.
- Approval is sought from Council for the write off of \$70.00 (inc. GST) outstanding from Rosler Tyre Innovators P/L.

Recommendation(s)

That Council, by an absolute majority in accordance with section 6.12(1)(c) of the *Local Government Act 1995*, authorises the write-off of \$70.00 (inc. GST) owing from Rosler Tyre Innovators P/L.

SOURCE OF REPORT

Director Corporate Services
Manager Financial Services

BACKGROUND

Section 6.12(1)(c) of the *Local Government Act 1995* states that subject to subsection (2) and any other written law, a local government may write off any amount of money which is owed to the local government.

An absolute majority of Council is required for the write off of any outstanding sundry debtor.

Prior to the setting up of an account for credit for potential clients, reference checks are undertaken together with online checks via the Dunn & Bradstreet website in order to ensure the credit worthiness of the client.

Efforts are constantly being undertaken to reduce the amount of outstanding sundry debtors. This includes mailing of a monthly statement, weekly reminder calls, ongoing correspondence by mail and e-mail, and, as a last resort, the threat of legal action.

The EMRC is currently in the process of introducing a direct debt system in order to improve credit management processes.

Currently, approximately \$21m of the EMRC's annual revenue is generated from commercial clients with credit accounts.



Item 14.3 continued

REPORT

Invoices for EMRC client Rosler Tyre Innovators P/L were always settled in a timely manner. When an invoice for \$70.00 (inc. GST) from 30 April 2013, for the disposal of timber at the EMRC's Hazelmere site, became overdue and reminder phone calls and letters went unanswered, the matter was placed in the hands of the EMRC's debt collection agency, Dun & Bradstreet. When their efforts to contact the customer also failed, advice was given to the EMRC by Dun & Bradstreet recommending write-off of the outstanding debt as it would be uneconomical to pursue the matter further.

STRATEGIC/POLICY IMPLICATIONS

Key Result Area 4 - Good Governance

- 4.3 To provide responsible and accountable governance and management of the EMRC
- 4.4 To continue to improve financial and asset management practices

FINANCIAL IMPLICATIONS

The write-off of outstanding sundry debtors to the value of \$70.00 (inc. GST) from Rosler Tyre Innovators P/L.

As no provisions for doubtful debts were made for the above outstanding account this will have an adverse impact in the Statement of Comprehensive Income for the current financial year (2013/2014).

SUSTAINABILITY IMPLICATIONS

Nil

MEMBER COUNCIL IMPLICATIONS

Member Council	Implication Details
Town of Bassendean	} Nil
City of Bayswater	
City of Belmont	
Shire of Kalamunda	
Shire of Mundaring	
City of Swan	



Item 14.3 continued

ATTACHMENT(S)

Nil

VOTING REQUIREMENT

Absolute Majority

RECOMMENDATION(S)

That Council, by an absolute majority in accordance with section 6.12(1)(c) of the *Local Government Act 1995*, authorises the write-off of \$70.00 (inc. GST) owing from Rosler Tyre Innovators P/L.

COUNCIL RESOLUTION(S)

MOVED CR CORNISH

SECONDED CR CARTER

THAT COUNCIL, BY AN ABSOLUTE MAJORITY IN ACCORDANCE WITH SECTION 6.12(1)(C) OF THE *LOCAL GOVERNMENT ACT 1995*, AUTHORISES THE WRITE-OFF OF \$70.00 (INC. GST) OWING FROM ROSLER TYRE INNOVATORS P/L.

CARRIED BY ABSOLUTE MAJORITY 12/0



14.4 REVIEW OF POLICY 3.1 - ANNUAL FINANCIAL REPORTING POLICY

REFERENCE: D2014/06755

PURPOSE OF REPORT

The purpose of this report is for Council to review Council Policy 3.1 - Annual Financial Reporting Policy.

KEY ISSUES AND RECOMMENDATION(S)

- The implementation of new accounting standards pertaining to valuations for property, plant and equipment has culminated in the need to update the EMRC policy for Annual Financial Reporting.
- The amendments to EMRC Policy 3.1 - Annual Financial Reporting Policy are proposed to include revaluation materiality thresholds for the different classes of EMRC owned assets.
- Capitalisation thresholds have been adjusted from \$300 to \$1,000 for the plant, equipment, furniture and fittings classes of assets to bring the policy in line with industry practice.

Recommendation(s)

That the revised EMRC Policy 3.1 Annual Financial Reporting Policy forming attachment 2 to this report be adopted by Council.

SOURCE OF REPORT

Director Corporate Services
Manager Financial Services

BACKGROUND

This policy was last reviewed by Council in September 2010.

It is a requirement of Local Government with effect 2012/2013 that it comply with AASB 13 (Fair Value) and AASB116 (Property, Plant and Equipment) regarding revaluation of its property, plant and equipment.

The first phase of fair value implementation was undertaken in the annual accounts for the 2012/2013 financial year with respect to Plant and Equipment.

The next phase is a revaluation of the Land and Buildings class of assets which will be undertaken for the 30 June 2014 accounts. The final phase will be a revaluation of the Infrastructure and all other classes of assets in the 2014/2015 financial year.

Revaluations are then required to be undertaken on a three (3) year cycle.

The EMRC'S capitalisation threshold for plant, equipment, furniture and fittings is currently \$300 which has previously not been reviewed. It is intended to increase the threshold for these classes of assets to \$1,000 thereby expensing assets purchased under this value in the year that they are purchased.



Item 14.4 continued

REPORT

The EMRC Policy 3.1 - Annual Financial Reporting Policy was last reviewed by Council in September 2010.

With the annual audit for 2013/2014 financial year about to commence, it is timely to table the proposed revised policy for annual financial reporting.

As part of the review of Policy 3.1 - Annual Financial Reporting Policy, it has been suggested by the EMRC's external auditors, Macri Partners, that revaluation materiality thresholds be specified for the different classes of EMRC owned assets.

Any assets above these thresholds will then need to fully comply with the requirements of relevant Accounting Standards.

The Policy has therefore been adjusted to include the following asset revaluation thresholds (Attachment 2):

• Land	No limit
• Buildings	\$ 5,000
• Road Infrastructure	No limit
• Other Infrastructures	\$ 1,000
• Minor Plant and Equipment	\$ 1,000
• Major Plant and Equipment	\$ 5,000
• Furniture and Fittings	\$ 1,000
• Art Works	No limit

The EMRC'S capitalisation threshold for plant, equipment, furniture and fittings is currently \$300 which has previously not been reviewed.

As part of the review of this policy it is proposed the threshold be increased for these classes of assets to \$1,000 thereby expensing assets purchased under this value in the year that they are purchased. This is consistent with industry practice and will alleviate depreciation having to be calculated on these minor assets over a number of years. This is consistent with the asset revaluation thresholds being proposed as part of the review of this policy.

It should be noted that the assets will still be tracked with the asset management system to ensure the proper control and ownership of these assets are maintained.

STRATEGIC/POLICY IMPLICATIONS

Key Result Area 4 - Good Governance

- 4.3 To provide responsible and accountable governance and management of the EMRC
- 4.4 To continue to improve financial and asset management practices

FINANCIAL IMPLICATIONS

Nil



Item 14.4 continued

SUSTAINABILITY IMPLICATIONS

Nil

MEMBER COUNCIL IMPLICATIONS

Member Council	Implication Details
Town of Bassendean	} No direct implications
City of Bayswater	
City of Belmont	
Shire of Kalamunda	
Shire of Mundaring	
City of Swan	

ATTACHMENT(S)

1. Annual Financial Reporting Policy 3.1 with tracked changes to the original policy (Ref: D2014/06757)
2. Revised Annual Financial Reporting Policy 3.1 (Ref: D2014/06758)

VOTING REQUIREMENT

Simple Majority

RECOMMENDATION

That the revised EMRC Policy 3.1 Annual Financial Reporting Policy forming attachment 2 to this report be adopted by Council.

COUNCIL RESOLUTION(S)

MOVED CR FÄRDIG

SECONDED CR PULE

THAT THE REVISED EMRC POLICY 3.1 ANNUAL FINANCIAL REPORTING POLICY FORMING ATTACHMENT 2 TO THIS REPORT BE ADOPTED BY COUNCIL.

CARRIED UNANIMOUSLY



3.1 Annual Financial Reporting Policy

STRATEGIC PLAN OBJECTIVE

4.6.3 To provide responsible and accountable governance and management of the EMRC

PURPOSE

To endorse accounting policies as part of the preparation of the Council's annual financial statements.

LEGISLATION

- Division 3 of the Local Government Act 1995
- Part 4 - Financial Reports of Local Government (Financial Management) Regulations 1996
- Australian Accounting Standards

POLICY STATEMENT

1. Reporting Entity

The reporting entity is the Eastern Metropolitan Regional Council.

2. Basis of Accounting

The financial statements shall be drawn up in accordance with the accounting standards and disclosure requirements of the Australian accounting bodies, the Local Government Act 1995, and the Local Government (Financial Management) Regulations 1996.

3. Asset Classification

The following classifications are to be utilised for recording assets:

Land, buildings, structures, plant, equipment, furniture and fittings.



Formatted: Font: Not Bold

Formatted: Indent: Left: 0.63 cm,
No bullets or numbering

Formatted: Font: Not Bold

4. Depreciation

Fixed Assets excluding freehold land, are to be depreciated over their estimated useful lives on a straight line basis as follows:

- Buildings 2-10%
- Structures
 - General 2-10%
 - Class III & IV Waste Cells % of actual usage
- Plant 15-40%
- Furniture and fittings 10-40%
- Equipment 10-40%

Assets are to be depreciated when completed and held ready for use.

5. Capitalisation Thresholds

Capitalisation thresholds shall be:

- Land No limit
- Buildings No limit
- Structures No limit
- Plant ~~\$3001,000~~
- Furniture and fittings ~~\$3001,000~~
- Equipment ~~\$3001,000~~

6. Rates

The Eastern Metropolitan Regional Council does not levy rates. Accordingly Rating information as required under the Local Government (Financial Management) Regulations 1996 (S39) are not required to be presented in the financial statements.

7. Revaluation Thresholds

Revaluation thresholds shall be:

- Land No limit
- Buildings \$5,000
- Road Infrastructure No limit
- Other Infrastructures \$1,000
- Minor Plant and Equipment \$1,000
- Major Plant and Equipment \$5,000
- Furniture and fittings \$1,000
- Art Works No limit

Formatted: Left

TEL (08) 9424 2222 FAX (08) 9277 7598 EMAIL mail@emrc.org.au WEB www.emrc.org.au

~~D2014 05175 REVIEW - Policy 3.1 - Annual Financial Reporting Policy.DOCX~~ ~~emrcdm1EMRC-109831 - REVIEW - Policy -~~
~~EMRC Policies - Annual Financial Reporting Review Policy - February 2010~~



FINANCIAL CONSIDERATIONS

Nil

Adopted/Reviewed by Council

1. 27 October 1994
2. 22 July 1999
3. 02 May 2002
4. 20 May 2004
5. 23 February 2006
6. 18 September 2008
- ~~7.~~ 23 September 2010

Next Review

Following the Ordinary Elections in 2013

Responsible Unit

Governance and Corporate Services

Formatted: Indent: Left: 0.63 cm,
No bullets or numbering



3.1 Annual Financial Reporting Policy

STRATEGIC PLAN OBJECTIVE

4.3 To provide responsible and accountable governance and management of the EMRC

PURPOSE

To endorse accounting policies as part of the preparation of the Council's annual financial statements.

LEGISLATION

- Division 3 of the Local Government Act 1995
- Part 4 - Financial Reports of Local Government (Financial Management) Regulations 1996
- Australian Accounting Standards

POLICY STATEMENT

1. Reporting Entity

The reporting entity is the Eastern Metropolitan Regional Council.

2. Basis of Accounting

The financial statements shall be drawn up in accordance with the accounting standards and disclosure requirements of the Australian accounting bodies, the Local Government Act 1995, and the Local Government (Financial Management) Regulations 1996.

3. Asset Classification

The following classifications are to be utilised for recording assets:

Land, buildings, structures, plant, equipment, furniture and fittings.



4. Depreciation

Fixed Assets excluding freehold land, are to be depreciated over their estimated useful lives on a straight line basis as follows:

- Buildings 2-10%
- Structures
 - General 2-10%
 - Class III & IV Waste Cells % of actual usage
- Plant 15-40%
- Furniture and fittings 10-40%
- Equipment 10-40%

Assets are to be depreciated when completed and held ready for use.

5. Capitalisation Thresholds

Capitalisation thresholds shall be:

- Land No limit
- Buildings No limit
- Structures No limit
- Plant \$1,000
- Furniture and fittings \$1,000
- Equipment \$1,000

6. Rates

The Eastern Metropolitan Regional Council does not levy rates. Accordingly Rating information as required under the Local Government (Financial Management) Regulations 1996 (S39) are not required to be presented in the financial statements.

7. Revaluation Thresholds

Revaluation thresholds shall be:

- Land No limit
- Buildings \$5,000
- Road Infrastructure No limit
- Other Infrastructures \$1,000
- Minor Plant and Equipment \$1,000
- Major Plant and Equipment \$5,000
- Furniture and fittings \$1,000
- Art Works No limit



FINANCIAL CONSIDERATIONS

Nil

Adopted/Reviewed by Council

1. 27 October 1994
2. 22 July 1999
3. 02 May 2002
4. 20 May 2004
5. 23 February 2006
6. 18 September 2008
7. 23 September 2010

Next Review

Following the Ordinary Elections in 2013

Responsible Unit

Governance and Corporate Services



14.5 CONTRACT VARIATION

REFERENCE: D2014/06914

This item has been withdrawn.



14.6 ITEMS CONTAINED IN THE INFORMATION BULLETIN

REFERENCE: D2014/06012 (TAC) – D2014/06729

The following items are included in the Information Bulletin, which accompanies the Agenda.

1 WASTE MANAGEMENT SERVICES

1.1 COUNCIL TONNAGE COMPARISONS AS AT 30 APRIL 2014 (Ref: D2014/06728)

RECOMMENDATION(S)

That Council notes the items contained in the Information Bulletin.

COUNCIL RESOLUTION(S)

MOVED CR FÄRDIG SECONDED CR PULE

THAT COUNCIL NOTES THE ITEMS CONTAINED IN THE INFORMATION BULLETIN.

CARRIED UNANIMOUSLY



INFORMATION BULLETIN

Accompanying the
Ordinary Meeting of Council Agenda

19 June 2014

COUNCIL INFORMATION BULLETIN

19 June 2014

REF: D2014/06012 (TAC) – D2014/06729

TABLE OF CONTENTS

1 WASTE SERVICES	1
1.1 COUNCIL TONNAGE COMPARISONS AS AT 30 APRIL 2014 (Ref: D2014/06728)	1



1 WASTE SERVICES

1.1 COUNCIL TONNAGE COMPARISONS AS AT 30 APRIL 2014

REFERENCE: D2014/06013 (TAC) – D2014/06728

PURPOSE OF REPORT

To provide Council with year to date tonnages and quantities at the Red Hill Waste Management Facility and Hazelmere Resource Recovery Park for the period 1 July 2013 to 30 April 2014.

REPORT

Attachment 1 to this report indicates that member Council tonnages totaling 112,473.22 tonnes, were received during the period 1 July 2013 to 30 April 2014 compared to 110,105.40 tonnes received during the same period in 2012/2013.

Attachment 2 outlines "other" waste that was received being 128,671.17 tonnes. The combined tonnages for the period totaled 241,144.39 tonnes. The 2012/2013 tonnages of 201,556.79 and 311,662.19 respectively for the same period are also provided for comparison purposes.

Attachment 3 outlines the tonnages of various materials that have been exported from the site during the reporting period.

Attachment 4 outlines the tonnages and quantities of waste timber, wood chip/fines and mattresses, received and sold, at the Hazelmere Resource Recovery Park.

ATTACHMENT(S)

1. Council Tonnages - 1 July 2013 to 30 April 2014 (Ref: D2014/06211)
2. Other Tonnages - 1 July 2013 to 30 April 2014 (Ref: D2014/06212)
3. Tonnages Exported from Red Hill - 1 July 2013 to 30 April 2014 (Ref: D2014/06213)
4. Tonnages and quantities at Hazelmere Resource Recovery Park 1 July 2013 to 30 April 2014 (Ref: D2014/06214)

EASTERN METROPOLITAN REGIONAL COUNCIL
2013/2014 YTD COUNCIL TONNAGES DISPOSED OF AT RED HILL WASTE MANAGEMENT FACILITY

Week Ending	Bayswater		Belmont		Bassendean		Swan		Kalamunda		Mundaring		Total
	Waste	Greenwaste	Waste	Uncont G/W	Waste	Uncont G/W	Waste	Uncont G/W	Waste	Uncont G/W	Waste	Greenwaste	
09-Jul-13	481.22	103.64	325.58	19.74	147.94	0.00	1109.40	311.48	549.58	61.34	323.22	0.00	3,433.14
16-Jul-13	328.80	78.30	228.80	0.00	100.04	0.00	771.92	51.18	367.44	5.64	244.64	0.00	2,176.76
23-Jul-13	340.60	68.72	237.56	0.00	106.44	0.00	757.84	0.00	376.14	13.68	252.66	0.00	2,153.64
31-Jul-13	411.18	109.86	291.98	0.00	122.62	0.00	903.82	97.32	475.74	23.70	304.64	0.00	2,740.86
6-Aug-13	310.48	60.30	202.50	0.00	87.54	0.00	607.28	95.86	324.74	13.58	232.48	0.00	1,934.76
13-Aug-13	354.28	107.40	254.88	34.80	122.94	0.00	796.52	212.00	402.08	18.12	276.16	0.00	2,579.18
20-Aug-13	358.84	84.20	262.48	0.00	114.40	0.00	813.68	215.36	412.90	13.34	269.14	0.00	2,544.34
27-Aug-13	346.06	132.00	277.10	0.00	132.60	0.00	828.84	198.68	425.62	29.74	275.82	0.00	2,646.46
31-Aug-13	187.82	57.04	162.04	0.00	67.30	0.00	488.18	29.70	241.24	0.00	148.60	0.00	1,381.92
3-Sep-13	155.46	36.96	96.64	0.00	45.44	0.00	314.88	53.98	177.92	0.00	123.16	0.00	1,004.44
10-Sep-13	366.46	143.12	270.56	0.00	126.60	0.00	857.18	76.84	453.62	35.74	256.20	0.00	2,586.32
17-Sep-13	348.04	104.02	274.22	41.38	108.92	0.00	858.18	98.62	475.88	38.64	264.46	0.00	2,612.36
24-Sep-13	355.32	120.04	262.34	0.00	119.62	0.00	802.10	83.88	450.30	38.14	434.36	0.00	2,666.10
30-Sep-13	262.62	70.52	209.90	0.00	90.22	0.00	687.16	66.46	354.78	54.48	208.36	0.00	2,004.50
08-Oct-13	457.68	177.14	336.14	0.00	157.94	0.00	1045.90	89.44	593.80	52.32	323.68	0.00	3,233.68
15-Oct-13	378.64	126.98	257.78	0.00	121.74	0.00	864.28	35.82	495.28	80.18	260.82	0.00	2,621.52
22-Oct-13	360.86	148.82	282.02	0.00	120.84	0.00	852.76	0.00	565.02	87.38	271.08	0.00	2,688.78
31-Oct-13	487.30	152.62	365.44	0.00	159.40	0.00	1220.80	0.00	662.48	77.12	345.12	0.00	3,470.28
05-Nov-13	219.06	74.68	158.90	0.00	116.28	0.00	471.16	0.00	267.88	77.02	186.88	25.70	1,597.56
12-Nov-13	366.32	83.68	262.28	25.56	211.78	0.00	830.06	0.00	471.68	61.74	402.26	65.58	2,780.94
19-Nov-13	350.46	117.02	249.66	0.00	206.46	0.00	938.92	0.00	483.76	72.86	378.64	111.46	2,909.24
26-Nov-13	365.56	86.12	252.90	0.00	235.66	0.00	1052.54	0.00	469.10	77.48	357.50	60.64	2,957.50
30-Nov-13	193.02	70.80	158.94	0.00	106.66	0.00	573.82	0.00	278.62	59.92	193.90	26.84	1,662.52
03-Dec-13	164.56	42.78	96.86	0.00	88.42	0.00	423.22	0.00	216.86	17.98	153.66	17.26	1,221.60
10-Dec-13	390.20	84.40	248.04	0.00	208.30	0.00	957.48	5.12	494.72	72.04	346.96	37.96	2,845.22
17-Dec-13	417.68	93.06	240.66	23.48	134.30	0.00	980.98	0.00	453.50	86.64	332.56	14.52	2,777.38
24-Dec-13	428.86	71.32	244.22	0.00	111.74	0.00	789.30	0.00	479.52	83.42	266.36	0.00	2,474.74
31-Dec-13	365.12	88.08	249.30	0.00	111.40	0.00	852.60	0.00	473.92	21.46	278.56	0.00	2,440.44
Sub-total	9,552.50	2,693.62	6,759.72	144.96	3,583.54	0.00	22,450.80	1,721.74	11,894.12	1,273.70	7,711.52	359.96	68,146.18

EASTERN METROPOLITAN REGIONAL COUNCIL

2013-2014 YTD COUNCIL TONNAGES DISPOSED OF AT RED HILL WASTE MANAGEMENT FACILITY

Week Ending	Waste		Bayswater Greenwaste		Belmont		Bassendean		Swan		Kalamunda		Mundaring		Total
	Waste	Greenwaste	Waste	Greenwaste	Waste	Uncont G/W	Waste	Uncont G/W	Waste	Uncont G/W	Waste	Uncont G/W	Waste	Greenwaste	
07-Jan-14	370.18	81.72	0.00	0.00	254.46	0.00	115.50	0.00	926.02	0.00	511.02	22.96	291.76	0.00	2,573.62
14-Jan-14	340.08	97.74	0.00	0.00	233.74	0.00	101.58	0.00	920.20	0.00	488.60	74.52	208.96	0.00	2,465.42
21-Jan-14	332.98	66.34	0.00	0.00	241.38	0.00	105.26	0.00	925.16	0.00	454.04	69.38	267.90	6.96	2,469.40
28-Jan-14	323.46	83.96	0.00	0.00	226.10	0.00	100.72	0.00	890.00	0.28	463.88	72.42	361.86	0.00	2,522.68
31-Jan-14	190.56	40.10	0.00	0.00	148.14	0.00	66.12	0.00	627.06	0.00	260.40	31.26	256.98	0.00	1,620.62
4-Feb-14	166.80	37.30	0.00	0.00	93.34	0.00	47.42	0.00	407.04	0.00	240.34	9.02	216.28	0.00	1,217.54
11-Feb-14	341.56	99.28	0.00	0.00	250.72	0.00	103.64	0.00	1076.86	0.00	488.06	47.86	319.62	0.00	2,727.60
18-Feb-14	356.80	73.96	0.00	0.00	236.40	0.00	109.66	0.00	1071.58	0.00	490.28	72.60	293.64	0.00	2,704.92
25-Feb-14	327.84	86.14	0.00	0.00	229.54	0.00	105.70	0.00	986.58	0.00	469.90	52.74	251.52	0.00	2,509.96
28-Feb-14	176.94	35.10	0.00	0.00	146.52	0.00	59.30	0.00	517.48	0.00	237.72	35.44	99.66	0.00	1,308.16
4-Mar-14	142.78	29.48	0.00	0.00	83.00	0.00	38.56	0.00	373.18	0.00	204.20	49.84	166.84	0.00	1,087.88
11-Mar-14	337.10	87.68	0.00	0.00	237.50	0.00	104.94	0.00	926.46	0.00	523.88	51.60	238.82	0.00	2,507.98
18-Mar-14	330.44	75.10	0.00	0.00	237.58	0.00	106.90	0.00	937.50	0.00	467.64	96.20	240.36	0.00	2,491.72
25-Mar-14	332.50	88.08	0.00	0.00	233.14	0.00	231.72	0.00	914.22	0.00	521.04	96.98	251.62	0.00	2,669.30
31-Mar-14	250.82	52.14	0.00	0.00	191.60	0.00	81.62	0.00	803.58	0.00	359.52	37.74	197.26	0.00	1,974.28
08-Apr-14	411.60	108.44	0.00	0.00	293.82	0.00	145.48	0.00	1200.94	0.00	602.52	71.82	292.14	0.00	3,126.76
15-Apr-14	325.08	78.76	0.00	0.00	240.34	0.00	108.52	0.00	948.14	0.00	451.48	68.26	237.20	0.00	2,457.78
22-Apr-14	533.40	89.48	0.00	0.00	235.88	0.00	100.62	0.00	977.78	0.00	432.54	45.62	224.66	0.00	2,639.98
30-Apr-14	670.90	96.88	0.00	0.00	269.86	0.00	129.58	0.00	1107.40	0.00	594.06	69.98	312.78	0.00	3,251.44
Sub-total	6,261.82	1,407.68	0.00	0.00	4,083.06	0.00	1,962.84	0.00	16,537.18	0.28	8,261.12	1,076.24	4,729.86	6.96	44,327.04
Year to Date	15,814.32	4,101.30	-	144.96	10,842.78	144.96	5,546.38	-	38,987.98	1,722.02	20,155.24	2,349.94	12,441.38	366.92	112,473.22
30-Apr-14		19,915.62			10,987.74		5,546.38		40,710.00		22,505.18		12,808.30		112,473.22
Year to date	15,577.58	4,011.88	0.00	217.50	10,765.88	217.50	5,272.64	0.00	37,554.50	833.10	20,445.58	3,416.96	12,009.78	0.00	110,105.40
as at 30-Apr-13		19,589.46			10,983.38		5,272.64		38,387.60		23,862.54		12,009.78		110,105.40

EASTERN METROPOLITAN REGIONAL COUNCIL

Page 1 of 1

2013/2014 YTD OTHER TONNAGES DISPOSED AT RED HILL WASTE MANAGEMENT FACILITY

Week Ending	Transfer Station	Class III Contaminated	Class IV Contaminated	Uncontaminated Greenwaste Transfer St	Uncontaminated Greenwaste Commercial	Other Commercials	Non Member Council Waste	Total Other	Total Tonnages (Council & Other)
09-Jul-13	172.48	0.00	0.00	20.24	18.94	3483.04	2907.25	6601.95	10,035.09
16-Jul-13	137.46	0.00	0.00	21.50	17.30	2321.34	2039.68	4537.28	6,714.04
23-Jul-13	150.64	25.74	0.00	22.86	11.82	2276.46	2093.62	4581.14	6,734.78
31-Jul-13	177.94	9.66	0.00	19.60	30.00	2582.20	2513.70	5333.10	8,073.96
06-Aug-13	133.02	58.62	0.00	11.02	9.22	2115.16	998.54	3325.58	5,260.34
13-Aug-13	161.12	424.46	0.00	10.46	18.54	2402.72	0.00	3017.30	5,596.48
20-Aug-13	155.82	3312.32	0.00	18.52	26.28	2251.66	0.00	5764.60	8,308.94
27-Aug-13	157.52	1.22	0.00	17.64	19.86	2307.28	0.00	2503.52	5,149.98
31-Aug-13	112.00	0.00	0.00	6.60	4.12	1695.32	0.00	1818.04	3,199.96
03-Sep-13	69.76	61.42	0.00	4.78	12.80	1096.04	0.00	1244.80	2,249.24
10-Sep-13	183.88	345.48	0.00	14.82	18.68	2218.64	0.00	2781.50	5,367.82
17-Sep-13	170.48	30.00	0.00	17.42	24.92	2272.16	0.00	2514.98	5,127.34
24-Sep-13	194.54	287.42	0.00	18.68	20.74	2361.66	0.00	2883.04	5,549.14
30-Sep-13	156.96	0.00	0.00	15.52	20.30	1672.12	0.00	1864.90	3,869.40
08-Oct-13	221.10	28.86	0.00	27.12	32.86	2878.54	0.00	3188.48	6,422.16
15-Oct-13	181.68	211.36	0.00	26.26	27.28	2549.56	0.00	2996.14	5,617.66
22-Oct-13	189.20	70.04	0.00	25.28	22.52	2538.58	0.00	2845.62	5,534.40
31-Oct-13	258.40	311.62	0.00	23.00	34.20	3351.98	0.00	3979.20	7,449.48
05-Nov-13	143.56	0.00	0.00	15.02	14.50	1773.34	0.00	1946.42	3,543.98
12-Nov-13	172.64	0.94	0.00	20.24	31.38	2763.56	0.00	2988.76	5,769.70
19-Nov-13	187.86	0.00	0.00	23.76	31.74	2597.24	0.00	2840.60	5,749.84
26-Nov-13	194.46	39.26	0.00	26.66	27.08	2419.62	0.00	2707.08	5,664.58
30-Nov-13	96.90	13.16	0.00	12.46	22.30	1611.88	0.00	1756.70	3,419.22
03-Dec-13	80.68	0.00	0.00	10.28	15.94	909.90	0.00	1016.80	2,238.40
10-Dec-13	170.26	0.00	0.00	21.54	29.28	2332.00	0.00	2553.08	5,398.30
17-Dec-13	158.70	7.78	0.00	21.08	26.78	2405.82	0.00	2620.16	5,397.54
24-Dec-13	269.51	0.00	0.00	27.96	36.64	2310.80	0.00	2644.91	5,119.65
31-Dec-13	210.36	0.00	0.00	18.10	10.42	1227.98	76.38	1543.24	3,983.68
Sub-total	4,668.93	5,239.36	0.00	518.42	616.44	62,726.60	10,629.17	84,398.92	152,545.10

EASTERN METROPOLITAN REGIONAL COUNCIL

Page 2 of 2

2013/2014 YTD OTHER TONNAGES & TOTAL TONNAGES DISPOSED OF AT RED HILL WASTE MANAGEMENT FACILITY

Week Ending	Transfer Station	Class III Contaminated	Class IV Contaminated	Uncontaminated Greenwaste Transfer St	Uncontaminated Greenwaste Commercial	Other Commercials	Non Member Council Waste	Total	Total Tonnages (Council & Other)
07-Jan-14	195.22	0.00	0.00	20.50	13.04	1597.58	401.96	2228.30	4,801.92
14-Jan-14	159.14	33.70	0.00	16.98	24.28	2449.82	94.20	2778.12	5,243.54
21-Jan-14	160.60	0.00	0.00	25.72	33.14	2718.56	18.72	2956.74	5,426.14
28-Jan-14	157.66	0.00	0.00	25.94	25.22	2349.18	42.20	2600.20	5,122.88
31-Jan-14	60.32	28.34	0.00	10.70	25.24	1395.91	0.00	1520.51	3,141.13
04-Feb-14	89.14	343.74	0.00	18.36	13.28	1201.94	66.96	1733.42	2,950.96
11-Feb-14	138.74	953.90	1.08	26.24	29.94	2541.50	23.18	3714.58	6,442.18
18-Feb-14	151.20	235.18	0.00	21.72	42.04	2366.18	22.94	2839.26	5,544.18
25-Feb-14	140.24	0.00	0.00	22.12	36.98	2203.78	106.10	2509.22	5,019.18
28-Feb-14	57.54	7.32	0.00	8.46	5.70	1130.62	0.00	1209.64	2,517.80
04-Mar-14	79.12	0.00	0.00	12.38	2.60	866.40	0.00	960.50	2,048.38
11-Mar-14	170.46	50.36	0.00	19.66	16.96	2407.30	68.50	2733.24	5,241.22
18-Mar-14	158.54	33.76	0.00	20.62	25.44	2152.95	88.22	2479.53	4,971.25
25-Mar-14	160.26	34.58	0.00	25.50	23.30	2024.76	63.50	2331.90	5,001.20
31-Mar-14	136.98	19.20	0.00	25.52	22.52	1783.97	48.34	2036.53	4,010.81
08-Apr-14	152.36	36.22	0.00	23.82	26.28	2651.18	23.02	2912.88	6,039.64
15-Apr-14	151.96	15.16	0.00	20.50	28.94	2148.40	44.76	2409.72	4,867.50
22-Apr-14	147.24	0.00	0.00	20.34	23.92	1516.38	0.00	1707.88	4,347.86
30-Apr-14	213.34	32.64	0.00	16.48	30.42	2317.20	0.00	2610.08	5,861.52
Sub-total	2,680.06	1,824.10	1.08	381.56	449.24	37,823.61	1,112.60	44,272.25	88,599.29
Year to date 30-Apr-14	7,348.99	7,063.46	1.08	899.98	1,065.68	100,550.21	11,741.77	128,671.17	241,144.39
Year to date as at 30-Apr-13	6,331.98	7,295.68	2,507.43	1,036.66	1,008.68	103,620.70	79,755.66	201,556.79	311,662.19

EASTERN METROPOLITAN REGIONAL COUNCIL

Page 1 of 1

2013/2014 YTD TONNAGES EXPORTED FROM RED HILL WASTE MANAGEMENT FACILITY

Week Ending	Clay	Ferricrete	Laterite Rock	Recycled Material from Transfer Stn	Mulch	Soil Improver	Lime Amended BioClay	Total
09-Jul-13	76.46	197.16	0.00	10.34	104.72	45.76	1021.42	1455.86
16-Jul-13	25.14	113.98	0.00	13.92	31.96	23.82	359.48	568.30
23-Jul-13	0.00	380.16	0.00	14.60	157.14	26.00	0.00	577.90
31-Jul-13	0.00	200.98	0.00	13.20	162.75	10.16	0.00	387.09
06-Aug-13	0.00	106.74	0.00	11.48	92.96	21.84	0.00	233.02
13-Aug-13	0.00	156.82	0.00	26.48	137.88	14.80	0.00	335.98
20-Aug-13	0.00	438.98	0.00	22.60	93.88	0.00	0.00	555.46
27-Aug-13	49.84	189.70	0.00	15.20	19.02	16.32	16.94	307.02
31-Aug-13	0.00	97.88	0.00	12.72	78.54	15.74	0.00	204.88
03-Sep-13	0.00	36.20	0.00	5.14	120.10	11.60	0.00	173.04
10-Sep-13	0.00	170.38	0.00	13.64	67.78	17.58	0.00	269.38
17-Sep-13	0.00	62.30	0.00	7.72	138.59	25.14	0.00	233.75
24-Sep-13	0.00	654.18	0.00	9.56	120.91	13.42	0.00	798.07
30-Sep-13	0.00	72.58	0.00	13.15	6.78	12.52	0.00	105.03
08-Oct-13	0.00	413.44	0.00	17.92	21.28	10.38	0.00	463.02
15-Oct-13	0.00	146.50	0.00	9.18	33.14	32.14	0.00	220.96
22-Oct-13	0.00	152.94	0.00	25.00	32.68	24.42	0.00	235.04
31-Oct-13	0.00	946.84	0.00	23.06	31.08	22.90	0.00	1023.88
05-Nov-13	0.00	338.50	0.00	10.70	17.92	3.40	0.00	370.52
12-Nov-13	0.00	500.02	0.00	5.58	53.14	24.98	0.00	583.72
19-Nov-13	0.00	1882.40	0.00	14.48	30.00	18.00	0.00	1944.88
26-Nov-13	0.00	1640.60	0.00	16.26	66.90	29.08	0.00	1752.84
30-Nov-13	35.38	326.06	0.00	5.32	7.36	19.00	54.64	447.76
03-Dec-13	0.00	228.04	0.00	9.58	33.70	3.28	105.26	379.86
10-Dec-13	0.00	615.98	0.00	13.72	47.62	25.34	104.96	807.62
17-Dec-13	0.00	303.60	0.00	11.26	49.08	16.78	416.66	797.38
24-Dec-13	0.00	371.02	0.00	14.56	33.28	19.68	0.00	438.54
31-Dec-13	0.00	52.84	0.00	10.14	8.22	8.30	0.00	79.50
Sub Total	186.82	10,796.82	0.00	376.51	1,798.41	512.38	2,079.36	15,750.30

EASTERN METROPOLITAN REGIONAL COUNCIL

Page 2 of 2

2013/2014 YTD TONNAGES EXPORTED FROM RED HILL WASTE MANAGEMENT FACILITY

Week Ending	Clay	Ferricrete	Laterite Rock	Recycled Material from Transfer Stn	Mulch	Soil Improver	Lime Amended BioClay	Total
07-Jan-14	0.00	349.24	0.00	16.44	38.76	13.18	0.00	417.62
14-Jan-14	0.00	152.98	0.00	17.32	44.62	36.90	105.84	357.66
21-Jan-14	0.00	218.28	0.00	9.42	67.72	0.00	54.22	349.64
28-Jan-14	0.00	176.00	0.00	13.90	16.56	16.84	78.76	302.06
31-Jan-14	0.00	167.00	0.00	24.02	23.36	21.10	0.00	235.48
04-Feb-14	0.00	191.70	0.00	8.16	40.18	0.00	0.00	240.04
11-Feb-14	132.64	268.24	0.00	8.14	32.80	34.76	0.00	476.58
18-Feb-14	0.00	252.28	0.00	20.68	81.84	16.28	0.00	371.08
25-Feb-14	0.00	181.40	0.00	17.90	145.08	0.00	0.00	344.38
28-Feb-14	0.00	47.04	0.00	2.14	94.34	12.84	0.00	156.36
04-Mar-14	0.00	29.62	0.00	1.94	15.20	0.00	0.00	46.76
11-Mar-14	0.00	117.36	0.00	15.66	123.08	4.56	0.00	260.66
18-Mar-14	0.00	164.38	0.00	18.40	159.20	42.94	0.00	384.92
25-Mar-14	0.00	840.26	0.00	5.28	152.56	30.80	0.00	1028.90
31-Mar-14	24.12	434.44	0.00	31.08	140.30	7.74	0.00	637.68
08-Apr-14	0.00	765.24	0.00	26.62	260.94	8.52	0.00	1061.32
15-Apr-14	0.00	365.60	0.00	5.64	174.82	42.92	0.00	588.98
22-Apr-14	223.64	87.12	0.00	3.12	74.78	8.52	0.00	397.18
30-Apr-14	36.30	279.74	0.00	25.58	106.04	14.94	0.00	462.60
Sub Total	416.70	5,087.92	0.00	271.44	1,792.18	312.84	238.82	8,119.90

Year to date 30-Apr-14	603.52	15,884.74	0.00	647.95	3,590.59	825.22	2,318.18	23,870.20
Year to date as at 30-Apr-13	602.14	5,598.78	0.00	502.79	5,599.00	1,699.74	125.60	14,128.05

EASTERN METROPOLITAN REGIONAL COUNCIL

2013/2014 YTD COUNCIL TONNAGES DISPOSED OF AT HAZELMERE RECYCLING CENTRE

Month	Timber Recycling		Mattress Recycling	
	Incoming Waste Timber Tonne	Sale of wood chip / fines Tonne	Mattresses and Bases Received Number	Mattresses Recycled Number
Jul-2013	1,713.01	1461.47	2,025	2,008
Aug-2013	1,664.02	3027.78	1,841	1,405
Sep-2013	1,713.12	1360.44	1,288	1,149
Oct-2013	1,927.40	1762.89	2,281	1,144
Nov-2013	1,832.13	1009.78	1,885	1,658
Dec-2013	1,354.67	1311.33	933	1,780
Jan-2014	1774.69	969.00	2,870	1,126
Feb-2014	1584.72	1118.87	3,113	1,818
Mar-2014	1556.24	969.78	3,616	1,663
Apr-2014	1389.06	1054.67	2,212	1,719
Year to Date 31-Dec-14	16,509.05	14,046.01	22,064	15,470
Year to date 31-Dec-13	9,222.54	4,621.11	7,846	6,267



15 REPORTS OF COMMITTEES

**15.1 TECHNICAL ADVISORY COMMITTEE MEETING HELD 5 JUNE 2014
(REFER TO MINUTES OF COMMITTEE – YELLOW PAGES)
REFERENCE: D2014/06008 (TAC) – D2014/06847**

The minutes of the Technical Advisory Committee meeting held on **5 June 2014** accompany and form part of this agenda – (refer to yellow section of ‘Minutes of Committees’ for Council accompanying this Agenda).

QUESTIONS

The Chairman invited general questions from members on the report of the Technical Advisory Committee.

RECOMMENDATION(S)

That with the exception of items, which are to be withdrawn and dealt with separately, Council adopts the recommendations in the Technical Advisory Committee report (Section 15.1).

COUNCIL RESOLUTION(S)

MOVED CR ZANNINO SECONDED CR PULE

THAT COUNCIL ADOPTS THE RECOMMENDATIONS IN THE TECHNICAL ADVISORY COMMITTEE REPORT (SECTION 15.1).

CARRIED UNANIMOUSLY

TECHNICAL ADVISORY COMMITTEE

MINUTES

5 June 2014

REF: D2014/06008 (TAC) – D2014/06847

A meeting of the Technical Advisory Committee was held at the EMRC Administration Office, 1st Floor, 226 Great Eastern Highway, BELMONT WA 6104 on **Thursday, 5 June 2014**. The meeting commenced at **4:00pm**.

TABLE OF CONTENTS

1	DECLARATION OF OPENING AND ANNOUNCEMENT OF VISITORS	1
2	ATTENDANCE, APOLOGIES AND LEAVE OF ABSENCE (PREVIOUSLY APPROVED)	1
3	DISCLOSURE OF INTERESTS	1
4	ANNOUNCEMENTS BY THE CHAIRMAN OR PRESIDING MEMBER WITHOUT DISCUSSION	1
5	PETITIONS, DEPUTATIONS AND PRESENTATIONS	1
6	CONFIRMATION OF MINUTES OF PREVIOUS MEETINGS	2
	6.1 <i>MINUTES OF THE TECHNICAL ADVISORY COMMITTEE MEETING HELD ON 8 MAY 2014 (Ref: D2014/05719)</i>	
7	QUESTIONS BY MEMBERS OF WHICH DUE NOTICE HAS BEEN GIVEN	2
8	QUESTIONS BY MEMBERS WITHOUT NOTICE	2
9	ANNOUNCEMENT OF CONFIDENTIAL MATTERS FOR WHICH MEETINGS MAY BE CLOSED TO THE PUBLIC	2
10	BUSINESS NOT DEALT WITH FROM A PREVIOUS MEETING	2
11	REPORTS OF EMPLOYEES	3
	11.1 <i>TENDER 2014-02 - PROVISION OF GREEN WASTE SHREDDING SERVICES (Ref: D2014/06846)</i>	3
	11.2 <i>ITEMS CONTAINED IN THE INFORMATION BULLETIN (Ref: D2014/06729)</i>	8
12	REPORTS OF DELEGATES	8
13	NEW BUSINESS OF AN URGENT NATURE APPROVED BY THE CHAIRMAN OR PRESIDING MEMBER OR BY DECISION OF MEETING	8
14	CONFIDENTIAL MATTERS FOR WHICH THE MEETING MAY BE CLOSED TO THE PUBLIC	8
15	FUTURE MEETINGS OF THE TECHNICAL ADVISORY COMMITTEE	8
16	DECLARATION OF CLOSURE OF MEETING	8



1 DECLARATION OF OPENING AND ANNOUNCEMENT OF VISITORS

The Deputy Chairman opened the meeting at 4:00pm.

2 ATTENDANCE, APOLOGIES AND LEAVE OF ABSENCE (PREVIOUSLY APPROVED)

Committee Members

Mr Doug Pearson (Deputy Chairman)	Director Technical Services	City of Bayswater
Mr Ken Cardy (Deputising for Mr Stewart-Dawkins)	Manager Asset Services	Town of Bassendean
Mr Ric Lutey	Director Technical Services	City of Belmont
Mr Charles Sullivan	Director Development and Infrastructure Services	Shire of Kalamunda
Mr Shane Purdy	Director Infrastructure Services	Shire of Mundaring
Mr Jim Coten	Executive Manager Operations	City of Swan
Mr Peter Schneider	Chief Executive Officer	EMRC

Apologies

Mr Simon Stewart-Dawkins (Chairman)	Director Operational Services	Town of Bassendean
---	-------------------------------	--------------------

EMRC Officers

Mr Stephen Fitzpatrick	Director Waste Services
Mr Dave Beresford	Manager Resource Recovery
Mr Chris Dodd	Coordinator Sales and Product Development
Mrs Annie Hughes-d'Aeth	Personal Assistant to Director Corporate Services (Minutes)

3 DISCLOSURE OF INTERESTS

Nil

4 ANNOUNCEMENTS BY THE CHAIRMAN OR PRESIDING MEMBER WITHOUT DISCUSSION

Nil

5 PETITIONS, DEPUTATIONS AND PRESENTATIONS

Nil



6 CONFIRMATION OF MINUTES OF PREVIOUS MEETINGS

6.1 MINUTES OF THE TECHNICAL ADVISORY COMMITTEE MEETING HELD ON 8 MAY 2014

That the Minutes of the Technical Advisory Committee meeting held on 8 May 2014, which have been distributed, be confirmed.

TAC RESOLUTION(S)

MOVED MR COTEN

SECONDED MR CARDY

THAT THE MINUTES OF THE TECHNICAL ADVISORY COMMITTEE MEETING HELD ON 8 MAY 2014 WHICH HAVE BEEN DISTRIBUTED, BE CONFIRMED.

CARRIED UNANIMOUSLY

7 QUESTIONS BY MEMBERS OF WHICH DUE NOTICE HAS BEEN GIVEN

Nil

8 QUESTIONS BY MEMBERS WITHOUT NOTICE

Nil

9 ANNOUNCEMENT OF CONFIDENTIAL MATTERS FOR WHICH THE MEETING MAY BE CLOSED TO THE PUBLIC

Nil

10 BUSINESS NOT DEALT WITH FROM A PREVIOUS MEETING

Nil



11 REPORTS OF EMPLOYEES

11.1 TENDER 2014-02 - PROVISION OF GREEN WASTE SHREDDING SERVICES

REFERENCE: D2014/06015 (TAC) – D2014/06846

PURPOSE OF REPORT

To advise Council of the results of Tender 2014-02 for the Provision of Green Waste Shredding Services and recommend a preferred tenderer.

KEY ISSUES AND RECOMMENDATION(S)

- Approximately 25,000m³ or 10,000 tonnes of green waste is received at Red Hill Waste Management Facility per annum and is required to be shredded prior to composting.
- To create quality mulch that is attractive to prospective buyers shredding must be undertaken to a tight specification.
- The tender for Provision of Green Waste Shredding Services closed on 16 May 2014 and two (2) submissions were received.
- Submissions have been assessed and a preferred tenderer selected.

Recommendation(s)

That:

1. Council award Tender 2014-02 for the Provision of Green Waste Shredding Services to Craneswest (WA) Pty Ltd trading as Western Tree Recyclers for a three (3) year period, with an option to extend for two (2) single year extensions subject to satisfactory performance, as per the attached schedule of rates.
2. The contract rates for Tender 2014-02 be adjusted annually using the Consumer Price Index for Perth at the anniversary of the contract.
3. Council authorise the CEO to enter into a contract, on behalf of the EMRC, with Craneswest (WA) Pty Ltd in accordance with the Tender submitted, and the attached schedule of rates, subject to any minor variations that may be agreed between the CEO and Craneswest (WA) Pty Ltd.

SOURCE OF REPORT

Director Waste Services
 Coordinator Sales and Marketing Development

BACKGROUND

The performance of the green waste shredding contractor is a critical component in the EMRC producing high quality composted mulch that is saleable to the public, member Councils and businesses. In producing saleable mulch the EMRC are minimising landfill, creating a positive revenue stream and minimising costs to member Councils.



Item 11.1 continued

REPORT

Tender 2014-02 specifications included:

- Use of a horizontal high speed shredder capable of handling wood to 300mm diameter;
- Capability of producing small, medium and coarse grades of green waste; and
- Requirement to form windrows from shredded green waste.

Qualitative assessment criteria included:

Criterion	Weighting
Relevant experience skills and experience of Company	40%
Machinery used to complete project (Equipment fit for purpose)	40%
Provision of a Safety Management Plan & Occupational Health and Safety Questionnaire	20%

Price was given non-weighted criteria but was considered during the evaluation process to ensure quality shredding services would be provided at a competitive price.

Two (2) tender submissions were received from the following companies:

- Armogedin Pty Ltd trading as Vancouver Waste Services Pty Ltd; and
- Craneswest (WA) Pty Ltd trading as Western Tree Recyclers.

The evaluation process was completed independently by three EMRC officers. During the evaluation it was noted:

- Craneswest had the highest evaluation score, having demonstrated the required experience, machinery capability and OH&S standards to deliver a high quality service; and
- Craneswest was assessed as the best value for money tenderer.

Craneswest (WA) Pty Ltd is therefore recommended as the preferred tenderer at the pricing schedule supplied.

STRATEGIC/POLICY IMPLICATIONS

Key Result Area 1 – Environmental Sustainability

- 1.1 To provide sustainable waste disposal operations
- 1.2 To improve regional waste management
- 1.3 To provide resource recovery and recycling solutions in partnership with member Councils
- 1.4 To investigate leading edge waste management practices



Item 11.1 continued

FINANCIAL IMPLICATIONS

The new pricing schedule from Craneswest will give the EMRC lower unit costs moving into the future. However, due to a significant increase in green waste activity and sales around the supply of 27,770m³ of mulch to Gateway WA, the total spend on this budget item is expected to increase in 2014/2015 Budget. Based on budget estimates the contract is estimated to be worth \$788,000 over 3 years.

SUSTAINABILITY IMPLICATIONS

Green waste shredding is a cornerstone activity in the processing of green waste at Red Hill Waste Management Facility. It facilitates the recycling of a waste product (green waste), avoids landfill and creates a natural environment enhancing product that further minimises the use of water, man-made fertilisers and by implication the consumption of finite fossil fuels and the production of carbon dioxide.

MEMBER COUNCIL IMPLICATIONS

Member Council	Implication Details
Town of Bassendean	} Nil
City of Bayswater	
City of Belmont	
Shire of Kalamunda	
Shire of Mundaring	
City of Swan	

ATTACHMENT(S)

Schedule of Rates - Craneswest (WA) Pty Ltd (Ref: D2014/06191)

VOTING REQUIREMENT

Simple Majority



Item 11.1 continued

RECOMMENDATION(S)

That:

1. Council award Tender 2014-02 for the Provision Of Green Waste Shredding Services to Craneswest (WA) Pty Ltd trading as Western Tree Recyclers for a three (3) year period, with an option to extend for two (2) single year extensions subject to satisfactory performance, as per the attached schedule of rates.
2. The contract rates for Tender 2014-02 be adjusted annually using the Consumer Price Index for Perth at the anniversary of the contract.
3. Council authorise the CEO to enter into a contract, on behalf of the EMRC, with Craneswest (WA) Pty Ltd in accordance with the Tender submitted, and the attached schedule of rates, subject to any minor variations that may be agreed between the CEO and Craneswest (WA) Pty Ltd.

TAC RECOMMENDATION(S)

MOVED MR LUTEY

SECONDED MR COTEN

That:

1. Council award Tender 2014-02 for the Provision Of Green Waste Shredding Services to Craneswest (WA) Pty Ltd trading as Western Tree Recyclers for a three (3) year period, with an option to extend for two (2) single year extensions subject to satisfactory performance, as per the attached schedule of rates.
2. The contract rates for Tender 2014-02 be adjusted annually using the Consumer Price Index for Perth at the anniversary of the contract.
3. Council authorise the CEO to enter into a contract, on behalf of the EMRC, with Craneswest (WA) Pty Ltd in accordance with the Tender submitted, and the attached schedule of rates, subject to any minor variations that may be agreed between the CEO and Craneswest (WA) Pty Ltd.

CARRIED UNANIMOUSLY

COUNCIL RESOLUTION(S)

MOVED CR ZANNINO

SECONDED CR PULE

THAT:

1. COUNCIL AWARD TENDER 2014-02 FOR THE PROVISION OF GREEN WASTE SHREDDING SERVICES TO CRANESWEST (WA) PTY LTD TRADING AS WESTERN TREE RECYCLERS FOR A THREE (3) YEAR PERIOD, WITH AN OPTION TO EXTEND FOR TWO (2) SINGLE YEAR EXTENSIONS SUBJECT TO SATISFACTORY PERFORMANCE, AS PER THE ATTACHED SCHEDULE OF RATES.
2. THE CONTRACT RATES FOR TENDER 2014-02 BE ADJUSTED ANNUALLY USING THE CONSUMER PRICE INDEX FOR PERTH AT THE ANNIVERSARY OF THE CONTRACT.
3. COUNCIL AUTHORISE THE CEO TO ENTER INTO A CONTRACT, ON BEHALF OF THE EMRC, WITH CRANESWEST (WA) PTY LTD IN ACCORDANCE WITH THE TENDER SUBMITTED, AND THE ATTACHED SCHEDULE OF RATES, SUBJECT TO ANY MINOR VARIATIONS THAT MAY BE AGREED BETWEEN THE CEO AND CRANESWEST (WA) PTY LTD.

CARRIED UNANIMOUSLY

Craneswest Schedule of Rates

Craneswest Pty Ltd TA Western Tree Recyclers		
Price Tendered (Ex GST)	GST Component	Price Tendered (Inc GST)
\$ 1,500.00	\$ 150.00	\$ 1,650.00
-	-	-
\$ 8.00	\$ 0.80	\$ 8.80
\$ 8.00	\$ 0.80	\$ 8.80
\$ 8.50	\$ 0.85	\$ 9.35
-	-	-

Line No.	Service Description	Tender Unit
1	Mobilisation and demobilisation at Red Hill Waste Management Facility.	Per event
2	Mobilisation and demobilisation from company depot.	Per km
3	Coarse Grind per m ³ finished product	m ³
4	Medium Grind per m ³ finished product	m ³
5	Small Grind per m ³ finished product	m ³
6	Change screen	Per event



11.2 ITEMS CONTAINED IN THE INFORMATION BULLETIN

REFERENCE: D2014/06012 (TAC) – D2014/06729

The following items are included in the Information Bulletin, which accompanies the Agenda.

1. WASTE SERVICES

1.1 COUNCIL TONNAGE COMPARISONS AS AT 30 APRIL 2014 (Ref: D2014/06728)

RECOMMENDATION

That the Technical Advisory Committee notes the items contained in the Information Bulletin.

TAC RESOLUTION(S)

MOVED MR COTEN

SECONDED MR PURDY

THAT THE TECHNICAL ADVISORY COMMITTEE NOTES THE ITEMS CONTAINED IN THE INFORMATION BULLETIN.

CARRIED UNANIMOUSLY

12 REPORTS OF DELEGATES

Nil

13 NEW BUSINESS OF AN URGENT NATURE APPROVED BY THE CHAIRMAN OR PRESIDING MEMBER OR BY DECISION OF MEETING

The Director Waste Services raised the topic of the Regional Investment Plan and highlighted the timeframe for funding applications. The Committee discussed in brief the funding possibilities in the Region including the City of Swan transfer station, the Shire of Mundaring's Mathieson Road transfer station and a proposed transfer station in the Shire of Kalamunda.

14 CONFIDENTIAL MATTERS FOR WHICH THE MEETING MAY BE CLOSED TO THE PUBLIC

Nil

15 FUTURE MEETINGS OF THE TECHNICAL ADVISORY COMMITTEE

The next meeting of the Technical Advisory Committee will be held on **Thursday 10 July 2014 (if required)** at the EMRC Administration Office, 1st Floor, Ascot Place, 226 Great Eastern Highway, Belmont WA 6104 commencing at 4:00pm.

Future Meetings 2014

Thursday	10	July (if required)	at	EMRC Administration Office
Thursday	7	August (if required)	at	EMRC Administration Office
Thursday	4	September (if required)	at	EMRC Administration Office
Thursday	9	October (if required)	at	EMRC Administration Office
Thursday	20	November	at	EMRC Administration Office

16 DECLARATION OF CLOSURE OF MEETING

There being no further business, the Deputy Chairman declared the meeting closed at 4:10pm.



**15.2 RESOURCE RECOVERY COMMITTEE MEETING HELD 5 JUNE 2014
(REFER TO MINUTES OF COMMITTEE – ORANGE PAGES)
REFERENCE: D2014/03240 (RRC) – D2014/06915**

The minutes of the Resource Recovery Committee meeting held on **5 June 2014** accompany and form part of this agenda – (refer to orange section of ‘Minutes of Committees’ for Council accompanying this Agenda).

QUESTIONS

The Chairman invited general questions from members on the report of the Resource Recovery Committee. Any questions relating to the confidential report will be dealt with under section 19.1 of the agenda “Confidential Items.”

RECOMMENDATION(S)

That with the exception of items, which are to be withdrawn and dealt with separately, Council adopts the recommendations in the Resource Recovery Committee report (Section 15.2).

COUNCIL RESOLUTION(S)

MOVED CR CUCCARO SECONDED CR ZANNINO

THAT COUNCIL ADOPTS THE RECOMMENDATIONS IN THE RESOURCE RECOVERY COMMITTEE REPORT (SECTION 15.2).

CARRIED UNANIMOUSLY

RESOURCE RECOVERY COMMITTEE

MINUTES

5 June 2014

REF: D2014/03240 (RRC) – D2014/06915

A meeting of the Resource Recovery Committee was held at the EMRC Administration Office, 1st Floor, 226 Great Eastern Highway, BELMONT WA 6104 on **Thursday 5 June 2014**. The meeting commenced at **5:00pm**.

TABLE OF CONTENTS

1	DECLARATION OF OPENING AND ANNOUNCEMENT OF VISITORS	1
2	ATTENDANCE, APOLOGIES AND LEAVE OF ABSENCE (PREVIOUSLY APPROVED)	1
3	DISCLOSURE OF INTERESTS	1
4	ANNOUNCEMENTS BY THE CHAIRMAN OR PRESIDING MEMBER WITHOUT DISCUSSION	1
5	PETITIONS, DEPUTATIONS AND PRESENTATIONS	
6	CONFIRMATION OF MINUTES OF PREVIOUS MEETINGS	2
	<i>6.1 MINUTES OF THE RESOURCE RECOVERY COMMITTEE MEETING HELD ON 6 MARCH 2014 (Ref: D2014/018170)</i>	
7	QUESTIONS BY MEMBERS OF WHICH DUE NOTICE HAS BEEN GIVEN	2
8	QUESTIONS BY MEMBERS WITHOUT NOTICE	
9	ANNOUNCEMENT OF CONFIDENTIAL MATTERS FOR WHICH MEETINGS MAY BE CLOSED TO THE PUBLIC	2
	<i>9.1 POWER PURCHASE AGREEMENT (Ref: D2014/06186)</i>	
10	BUSINESS NOT DEALT WITH FROM A PREVIOUS MEETING	2
11	REPORTS OF EMPLOYEES	3
	<i>11.1 UPDATE ON HAZELMERE WOOD WASTE TO ENERGY PROJECT (Ref: D2014/06916)</i>	3
	<i>11.2 UPDATE ON HAZELMERE RESOURCE RECOVERY PARK PROJECT (Ref: D2014/06917)</i>	11
12	REPORTS OF DELEGATES	15
13	NEW BUSINESS OF AN URGENT NATURE APPROVED BY THE CHAIRMAN OR PRESIDING MEMBER OR BY DECISION OF MEETING	15
14	CONFIDENTIAL MATTERS FOR WHICH THE MEETING MAY BE CLOSED TO THE PUBLIC	15
	<i>14.1 POWER PURCHASE AGREEMENT (Ref: D2014/06931)</i>	15
15	FUTURE MEETINGS OF THE RESOURCE RECOVERY COMMITTEE	16
16	DECLARATION OF CLOSURE OF MEETING	16



1 DECLARATION OF OPENING AND ANNOUNCEMENT OF VISITORS

The Chairman opened the meeting at 5:00pm.

2 ATTENDANCE, APOLOGIES AND LEAVE OF ABSENCE (PREVIOUSLY APPROVED)

Committee Members

Cr Tony Cuccaro (Chairman)	EMRC Member	Shire of Mundaring
Cr Charlie Zannino (Deputy Chairman)	EMRC Member	City of Swan
Cr Jennie Carter	EMRC Member	Town of Bassendean
Cr Mike Anderton	EMRC Member	City of Bayswater
Cr Frank Lindsey (from 5:22pm)	EMRC Member	Shire of Kalamunda
Mr Ken Cardy (Deputising for Mr Stewart-Dawkins)	Manager Asset Services	Town of Bassendean
Mr Doug Pearson	Director Technical Services	City of Bayswater
Mr Ric Lutey	Director Technical Services	City of Belmont
Mr Charles Sullivan	Director Development and Infrastructure Services	Shire of Kalamunda
Mr Shane Purdy	Director Infrastructure Services	Shire of Mundaring
Mr Jim Coten	Executive Manager Operations	City of Swan
Mr Peter Schneider	Chief Executive Officer	EMRC

Apologies

Cr Janet Powell	EMRC Member	City of Belmont
Mr Simon Stewart-Dawkins	Director Operational Services	Town of Bassendean

EMRC Officers

Mr Stephen Fitzpatrick	Director Waste Services
Mr Hua Jer Liew	Director Corporate Services
Mr Dave Beresford	Manager Resource Recovery
Mrs Annie Hughes-d'Aeth	PA to Director Corporate Services (Minutes)

3 DISCLOSURE OF INTERESTS

Nil

4 ANNOUNCEMENTS BY THE CHAIRMAN OR PRESIDING MEMBER WITHOUT DISCUSSION

Nil

5 PETITIONS, DEPUTATIONS AND PRESENTATIONS

Nil



6 CONFIRMATION OF MINUTES OF PREVIOUS MEETINGS

6.1 MINUTES OF THE RESOURCE RECOVERY COMMITTEE MEETING HELD ON 6 MARCH 2014

That the Minutes of the Resource Recovery Committee meeting held on 6 March 2014, which have been distributed, be confirmed.

RRC RESOLUTION(S)

MOVED CR ANDERTON

SECONDED CR ZANNINO

THAT THE MINUTES OF THE RESOURCE RECOVERY COMMITTEE MEETING HELD ON 6 MARCH 2014, WHICH HAVE BEEN DISTRIBUTED, BE CONFIRMED.

CARRIED UNANIMOUSLY

7 QUESTIONS BY MEMBERS OF WHICH DUE NOTICE HAS BEEN GIVEN

Nil

8 QUESTIONS BY MEMBERS WITHOUT NOTICE

Nil

9 ANNOUNCEMENT OF CONFIDENTIAL MATTERS FOR WHICH MEETINGS MAY BE CLOSED TO THE PUBLIC

NOTE: Section 5.23(2) of the Local Government Act 1995, details a number of matters upon which Council may discuss and make decisions without members of the public being present. These matters include: matters affecting employees; personal affairs of any person; contractual matters; legal advice; commercial-in-confidence matters; security matters; among others.

The following report item is covered in section 14 of this agenda.

9.1 POWER PURCHASE AGREEMENT

10 BUSINESS NOT DEALT WITH FROM A PREVIOUS MEETING

Nil



11 REPORTS OF EMPLOYEES

11.1 UPDATE ON HAZELMERE WOOD WASTE TO ENERGY PROJECT

REFERENCE: D2014/02109 (RRC) - D2014/06916

PURPOSE OF REPORT

To advise Council on the status of the implementation of the Hazelmere Wood Waste to Energy project.

KEY ISSUES AND RECOMMENDATION(S)

- The Public Environmental Review (PER) report was approved for release by the Environmental Protection Authority (EPA) on 5 May 2014.
- Submissions on the PER closed on 3 June 2014.
- A public information session was held at the Midland Town Hall on 15 May 2014 attended by approximately 40 community members.
- A video infographic on the Hazelmere Wood Waste to Energy project has been produced for release to the public via the EMRC website.

Recommendation(s)

That the report be received.

SOURCE OF REPORT

Director Waste Services
Manager Resource Recovery

BACKGROUND

The 8 December 2011 meeting of Council (Ref: DMDOC/156538) considered the proposed investigation into the feasibility of pyrolysing wood waste and other residuals at EMRC's Hazelmere site and resolved:

"THAT:

1. *COUNCIL APPROVE EMRC PARTICIPATION IN A PROJECT TO ESTABLISH THE FEASIBILITY OF PYROLYSIS OF WOOD WASTE AND OTHER RESIDUALS AT HAZELMERE TIMBER RECYCLING CENTRE INVOLVING AN INITIAL FEASIBILITY STUDY FOLLOWED BY A SECOND STAGE DETAILED ENGINEERING STUDY.*
2. *THE OUTCOMES OF THE FIRST STAGE FEASIBILITY STUDY WILL BE REPORTED TO COUNCIL AND APPROVAL SOUGHT TO PROCEED WITH THE SECOND STAGE FEASIBILITY STUDY."*



Item 11.1 continued

The 19 April 2012 meeting of Council (Ref: DMDOC/159154) resolved:

“THAT COUNCIL, BY ABSOLUTE MAJORITY:

- 1. APPROVES EXPENDITURE OF \$80,000 FOR THE SECOND STAGE DETAILED ENGINEERING STUDY INTO A PYROLYSIS PLANT AT EMRC’S HAZELMERE SITE INVOLVING THE SPECIFICATION OF THE PLANT EQUIPMENT REQUIRED AND A BETTER COST ESTIMATE.*
- 2. APPROVES THE REALLOCATION OF \$80,000 FROM 24399/00.JH (CONSTRUCT AND COMMISSION RESOURCE RECOVERY PARK) TO 72884/00.JF (EVALUATE RESOURCE RECOVERY PARK OPTIONS) TO COVER THE COSTS OF THE SECOND STAGE DETAILED ENGINEERING STUDY.*
- 3. SUPPORTS A GRANT APPLICATION TO THE CLEAN TECHNOLOGY INNOVATION FUND IN JULY 2012, TO BE PREPARED AND SUBMITTED BY ANSAC WITH INPUT FROM EMRC AND UWA AND SEEKING PROJECT FUNDING SUPPORT FOR A DEMONSTRATION WOOD WASTE PYROLYSIS FACILITY AT HAZELMERE.”*

The 20 June 2013 meeting of Council (Ref: DMDOC/180018) resolved:

“THAT COUNCIL:

- 1. PROCEED WITH THE HAZELMERE WOOD WASTE PYROLYSIS PROJECT.*
- 2. BY ABSOLUTE MAJORITY IN ACCORDANCE WITH SECTION 5.42 OF THE LOCAL GOVERNMENT ACT 1995 AUTHORISE THE CEO TO ENTER INTO A CONTRACT BETWEEN EMRC AND ANSAC FOR THE ENGINEERING, PROCUREMENT, CONSTRUCTION AND COMMISSIONING OF THE HAZELMERE WOOD WASTE PYROLYSIS PLANT TO THE VALUE OF \$7,440,000 SUBJECT TO A, B, AND C;*
 - a) EXECUTION OF A FUNDING AGREEMENT BETWEEN THE COMMONWEALTH GOVERNMENT AND ANSAC PTY LTD FOR GRANT FUNDING UNDER THE CLEAN ENERGY INNOVATION FUND;*
 - b) RECEIPT OF ENVIRONMENTAL AND OTHER STATUTORY APPROVALS FOR THE PROJECT; AND*
 - c) DEVELOPMENT OF A POWER PURCHASE AGREEMENT BETWEEN EMRC AND AN ELECTRICITY RETAILER.”*

The 19 September 2013 meeting of Council (Ref: DMDOC/184939) provided an update on the project progress and also resolved:

“THAT THE CHIEF EXECUTIVE OFFICER BE AUTHORISED TO MAKE THE FIRST QUARTERLY PAYMENT OF \$230,016.60 TO ANSAC PTY LTD FOR THE HAZELMERE PYROLYSIS PROJECT”.



Item 11.1 continued

The April 2014 meeting of Council resolved:

“THAT COUNCIL:

- 1. ACKNOWLEDGES THAT BECAUSE OF STRATEGEN ENVIRONMENTAL CONSULTANTS PTY LTD'S EXISTING INVOLVEMENT AND EXPERIENCE, IT HAS GOOD REASON TO BELIEVE THERE IS UNLIKELY TO BE ANY OTHER SUPPLIER WHO CAN PROVIDE A SIMILAR VALUE FOR MONEY OUTCOME TO COMPLETE THE REQUIREMENTS OF THE PER PROCESS FOR THE HAZELMERE WOODWASTE TO ENERGY PROJECT.*
- 2. NOTES THE EXPENDITURE OF UP TO \$150,000 FOR THE CONSULTING FEES REQUIRED TO COMPLETE THE ENVIRONMENTAL SCOPING DOCUMENT, THE PER DOCUMENTATION, EPA LIAISON, RESPONSE TO PUBLIC SUBMISSIONS AND ANY APPEALS AND ATTENDANCE AT COMMUNITY INFORMATION SESSIONS BY STRATEGEN, TO BE FUNDED FROM THE SECONDARY WASTE RESERVE.”*

REPORT

Environmental Approval Process

The EPA was briefed at their 17 April 2014 meeting by the Director Waste Services and representatives of consultants Strategen on the proposed Hazelmere Wood Waste to Energy project. This followed their determination on the level of assessment at a PER level with a 4 week public comment period. The Office of the EPA prepared an Environmental Scoping Document (ESD) which was approved by the EPA at their 17 April 2014 meeting.

The PER for the proposed Hazelmere Wood Waste to Energy Plant was prepared in April 2014, based on the Works Approval application and amended to meet the requirements of the ESD. The EPA approved the contents of the PER and its public release for the start of the public comment period on 5 May 2014.

Copies of the PER were provided to the EPA, DER and others in accordance with their standard distribution list including the EPA library, State Reference Library and local libraries.

The PER was available for purchase from the EMRC's Ascot Place office, or free in CD ROM format or downloadable from the EMRC's website at www.emrc.org.au/wwte-per.html. The PER was advertised in the West Australian newspaper on 5 May 2014 and in community newspapers during May 2014.

Community engagement

Community engagement on the project has continued, with an information session held at the Midland Town Hall on 15 May 2014, from 6:00pm to 8:00pm. Approximately 40 members of the community attended and received a presentation on the project and the environmental impact assessment from the Director Waste Services and Dr Peter Forster of Strategen. The EMRC's Chairman Cr Dr Alan Pilgrim chaired the meeting. EMRC and Strategen staff mixed informally with community members before and after the formal proceedings. A summary of the questions raised is attached (Attachment).

A briefing of the Community Action Network occurred on 27 May 2014. A briefing of the member for Midland, Ms Michelle Roberts MLA has been offered together with the provision of a copy of the PER. Ms Roberts attended the meeting at the Midland Town Hall. Further meetings with the Hazelmere Progress Association will be provided as requested.

The short video of approximately 7 minutes duration has been produced on the project with an infographic explaining the pyrolysis process. This involved interviews with the EMRC Chairman, Mr Danny Griffin of Ansac, Prof. Dongke Zhang of UWA, Dr Peter Forster of Strategen and the Director Waste Services. The video will be available on the EMRC's website.



Item 11.1 continued

Western Power grid connection and power purchase agreement

A proposal from Western Power for the scoping study and detailed costing study for the next stage has been received for consideration. A confidential report is provided regarding a power purchase agreement (Refer Item 14.1).

STRATEGIC/POLICY IMPLICATIONS

Key Result Area 1 – Environmental Sustainability

- 1.1 To provide sustainable waste disposal operations
- 1.3 To provide resource recovery and recycling solutions in partnership with member Councils
- 1.4 To investigate leading edge waste management practices

FINANCIAL IMPLICATIONS

Funds are provided in the annual budget for 2013/2014 and 2014/2015 to undertake capital works for the project and once in operation would reduce expenditure to dispose of any surplus wood chip.

SUSTAINABILITY IMPLICATIONS

The Hazelmere Wood Waste to Energy plant is aimed at reducing waste to landfill and therefore greenhouse gas emissions and producing renewable electricity and biochar. This is consistent with the State Waste Strategy for reduction of waste to landfill.

MEMBER COUNCIL IMPLICATIONS

Member Council	Implication Details
Town of Bassendean	} Nil
City of Bayswater	
City of Belmont	
Shire of Kalamunda	
Shire of Mundaring	
City of Swan	

ATTACHMENT(S)

List of Issues from Community Information Session (Ref: D2014/06240)



Item 11.1 continued

VOTING REQUIREMENT

Simple Majority.

RECOMMENDATION(S)

That the report be received.

Discussion ensued

The Director Waste Services provided a brief overview of the report and advised that the Environmental Protection Authority (EPA) had received approximately one hundred and ten (110) submissions on the PER at the close of the public comment period on Tuesday 3 June 2014.

Members viewed a short video on the Hazelmere Wood Waste to Energy Project with infographics explaining the pyrolysis process. The video is now available for viewing on the EMRC website.

RRC RECOMMENDATION(S)

MOVED CR CARTER

SECONDED MR COTEN

That the report be received.

CARRIED UNANIMOUSLY

COUNCIL RESOLUTION(S)

MOVED CR CUCCARO

SECONDED CR ZANNINO

THAT THE REPORT BE RECEIVED.

CARRIED UNANIMOUSLY

HAZELMERE WOOD WASTE TO ENERGY PLANT
COMMUNITY PUBLIC INFORMATION SESSION
MIDLAND TOWN HALL
15 May 2014
6:00-8:00PM

Questions / comments raised by community members included:

1. Swan View resident
 - What provision do you have to control quality of wood waste?
2. Malcolm Jones, resident
 - Who has been to see this technology actually work?
 - Outlined his experience with a plant in UK where plant was relocated to the middle of nowhere because of emissions concerns.
 - Why located here and not at Red Hill?
3. Lee Bell
 - Gasification plant in Wollongong was closed down because they couldn't control arsenic levels in the wood waste.
 - Have you done any dispersion modelling of the bypass event in the case of dirty syngas?
 - Is it in the PER?
 - Will you ever be burning dirty syngas?
 - Why didn't you cover this bypass scenario in your presentation? (Jane Bremmer)
4. Judy, lives in Swan View
 - Where was the air study done at Red Hill? When done? How long did it take?
 - How can you utilise the Red Hill study for this project?
 - Where were the monitoring stations?
 - Those air quality studies should be checked – some local disquiet about the quality of the testing undertaken

5. Barbara Dundas, resident of Guildford

- The community is 100% opposed to pyrolysis and incineration – why has the community been ignored?
- Untreated wood is a valuable resource. Why are you burning it?

6. Len Brajkovich, poultry farmer and customer of Hazelmere EMRC

- The food industry is fussy about what goes in to food, and the fines coming from the wood chip at Hazelmere are of very high quality. They would like more of it but putting the wood chip back through the grinder to make fines uses more electricity and adds costs and the second grind is not as good material?
- Breaking down the wood waste (through the timber grinder) uses a lot of power. This project will reduce the sites parasitic load and will allow the fines to be kept being produced. The fines are well worth it to the poultry industry.

7. Swan View resident

- (Following on from previous question), what are the EMRC's options for dealing with high quality timber coming into the RRP? (Good wood").

8. Bellevue resident

- Is the wood waste collected by the Council?
- What will be the impact on traffic?
- What were your criteria for choosing the Hazelmere site?

9. Jane Bremmer, representing Zero Waste WA

- Why invest in this when the Minister has stated that there is an oversupply of energy infrastructure and no commercial market for bio-char?
- Why are you investing in this and not investing in zero waste technologies?

10. Richard Paterson, representing C3L

- Appreciate there's already air quality issues in the area.
- What's the primary purpose of the WWTE plant? To get rid of wood waste or to produce power?
- Transition Town Guildford showed the film "Dirt" which shows that soil is the foundation and carbon is being robbed from the soil. The option of composting is therefore valuable.
- There is no consistent supply of biochar, that is why there is no market at present but there is a lot of interest in the farming sector for biochar.

11. Resident

- Why bio-char markets? Lack of consistent approach
- Is there a copy of the presentation on the website?

12. Resident

- Will this plant be self-supporting?

13. Property Owner, Hazelmere

- Concern about frequency of monitoring, biannual and then annual, should be continuous
- Suggested use of a gas chromatograph for monitoring

14. Peter Graham, Hazelmere resident

- Good to be re-using waste. You should stick to what you know, not power generation.
- Putting chips through the process again would produce fines, for which there is a market. Why not do this instead?
- EMRC should aim higher up the waste hierarchy. Where does combustion sit on the waste hierarchy?
- EMRC is spending a huge amount of money to do this plant.

15. Len Brajkovich, poultry farmer and customer of Hazelmere EMRC

- (in response to previous question): You can't keep regrinding it to get it to the size needed for poultry farmers, there are costs for staff and wages to do this and the fines aren't as good.

16. Terry Rowlands, Hazelmere resident

- What do the contour plots represent on the model?
- Concerned the map used is 8 years out of date.
- How are the values generated?
- What affects the model?

17. Hazelmere resident

- HPA gets very tetchy about new industry coming into the area. Once established, what is the possibility of expansion of this facility?

18. Michelle Roberts, Member for Midland

- What is the total cost of the plant?
- Over what period of time will the payback occur?
- What waste input rate will be required?
- Is the financial model based on the current or future availability of wood chips?



11.2 UPDATE ON HAZELMERE RESOURCE RECOVERY PARK PROJECT

REFERENCE: D2014/02107 (RRC) - D2014/06917

PURPOSE OF REPORT

To advise Council on the status of the Hazelmere Resource Recovery Park development.

KEY ISSUES AND RECOMMENDATION(S)

- The Engineering Infrastructure and Landscape Design tender was awarded to Opus International Consultants on 1 October 2013.
- A Site geotechnical investigation study is to be tendered.
- The Scheme water connection design was awarded to David Wills and Associates on 3 April 2014.
- A Commercial and Industrial (C&I) Recycling Facility grant was obtained from the Waste Authority.
- The C&I Recycling Facility tender is progressing.

Recommendation(s)

That the report be received

SOURCE OF REPORT

Manager Resource Recovery

BACKGROUND

A report to Council in August 2011 (Ref: DMDOC/150840) on the regional funding program resolved:

“THAT:

1. *THE INFORMATION BE NOTED.*
2. *MEMBER COUNCILS BE REQUESTED TO CONFIRM THE EMRC IS TO BE THE ENTITY REPRESENTING THE MEMBER COUNCILS IN REGARDS TO THE REGIONAL FUNDING PROGRAMME.*
3. *THE CITY OF STIRLING BE INVITED TO JOIN WITH THE MEMBER COUNCILS IN THE REGIONAL FUNDING PROGRAMME CONDITIONAL UPON WRITTEN AGREEMENT TO UNDERTAKE A PROJECT OR PROJECTS THAT BENEFIT BOTH THE CITY OF STIRLING AND THE EMRC”.*

In April 2012, Council (Ref: DMDOC/161988) resolved:

“THAT:

1. *MEMBER COUNCILS BE REQUESTED TO SUPPORT THE APPLICATION FOR FUNDING TO CONSTRUCT A BUILDING IN WHICH WASTE AUDITS BE UNDERTAKEN.*
2. *MEMBER COUNCILS BE REQUESTED TO SUPPORT THE PURCHASE OF HOOK LIFT BINS INTO WHICH MATERIALS THAT CAN BE RECYCLED CAN BE COLLECTED.*
3. *MEMBER COUNCILS BE REQUESTED TO SUPPORT THE PURCHASE OF THE EQUIPMENT TO PROCESS MATERIALS COLLECTED FOR RECYCLING.*
4. *MEMBER COUNCILS BE REQUESTED TO NOMINATE OTHER PROJECTS THAT THEY WISH TO HAVE INCLUDED IN THE SUBMISSION.*
5. *THE CITY OF STIRLING BE REQUESTED TO NOMINATE OTHER PROJECTS THEY WISH TO HAVE INCLUDED IN THE SUBMISSION”.*



Item 11.2 continued

REPORT

Engineering Infrastructure and Landscape Design

Opus International Consultants were awarded the contract for engineering infrastructure and landscape design on 1 October 2013. A review of the Hazelmere Resource Recovery Park concept plan produced by JDSi and Hassel has been undertaken and a conceptual design, including a traffic design study for an internal road network, has been completed identifying areas for further consideration. These include the relocation of the weighbridge, relocation of the water storage tank, realignment of entrances, alteration of the internal road network and the public interface area.

From the conceptual design, a geotechnical investigation plan has been formulated focusing on areas of high interest, including potential nominated building areas, location of weighbridge structures and high volume traffic areas. This will provide an understanding of the underlying soil structure that is necessary for the detailed design process. A scope of works has been produced and this is currently being converted into a request for tender. It is likely the tender will be awarded by July with the investigation to commence shortly after.

Through meetings with the City of Swan's Engineering and Planning Department, officers have facilitated closer working relationships and information sharing. The City of Swan has provided documentation to allow incorporation of draft stormwater drainage designs for the Hazelmere Enterprise area into the RRP conceptual design.

Scheme Water Connection Design

A scheme water connection to the site is required for the pyrolysis plant and for future development needs for fire protection of buildings and infrastructure. Currently the water supply to the Hazelmere site is from an abstraction bore that serves a dual storage tank and fire suppression ring main system, also the minor supply to the site house and reticulation system.

David Wills and Associates were awarded a contract to design a suitable pipeline and connection for submission to Water Corp on behalf of the EMRC. At present there is no reticulation network within Lakes Road and the options available to EMRC were a connection to the network in Stirling Crescent or Vale Road. The preferred option was Lakes Road due to the closer existing infrastructure. At present a conceptual design has been submitted to Water Corp for their consideration and approval.

Commercial and Industrial Recycling Facility

As reported previously, the EMRC was successful in receiving a grant under the Regional Funding Program of the Waste Authority for the sum of \$388,000.00 (ex. GST) (Ref: D2014/03073).

The services of consultant Mike Haywood from Sustainable Resource Solutions SA have been engaged to assist in the development of options for the C&I plant. A financial model has been developed and a tender for the supply of equipment and construction of the building is being compiled.

The likely timing is that a tender will be finalised by the end of June 2014, followed by construction and commissioning in 2014/2015 after all relevant Department of Environment and Regulation (DER) and City of Swan approvals have been secured.

Discussions are continuing with the DER and City of Swan for Works Approval and Development Application.



Item 11.2 continued

STRATEGIC/POLICY IMPLICATIONS

Key Result Area 1 – Environmental Sustainability

- 1.1 To provide sustainable waste disposal operations
 - 1.1.3 Develop Hazelmere Resource Recovery Park
- 1.3 To provide resource recovery and recycling solutions in partnership with member Councils
 - 1.3.2 Identify and develop resource recovery products and markets in order to reduce waste going to landfill.
- 1.4 To investigate leading edge waste management practices

FINANCIAL IMPLICATIONS

For the initial development, the budget is expected to be approximately \$2,500,000, of which \$388,000 (ex. GST) will be provided by the Waste Authority.

A budget amount of \$3,000,000 is provided in the Resource Recovery Budget for 2013/2014 and 2014/2015 periods.

SUSTAINABILITY IMPLICATIONS

The project will enable additional actions that improve the sustainability of waste operations to be implemented.

MEMBER COUNCIL IMPLICATIONS

Member Council	Implication Details
Town of Bassendean	
City of Bayswater	
City of Belmont	
Shire of Kalamunda	
Shire of Mundaring	
City of Swan	

ATTACHMENT(S)

Nil



Item 11.2 continued

VOTING REQUIREMENT

Simple Majority

RECOMMENDATION(S)

That the report be received

RRC RECOMMENDATION(S)

MOVED CR ZANNINO

SECONDED CR CARTER

That the report be received.

CARRIED UNANIMOUSLY

COUNCIL RESOLUTION(S)

MOVED CR CUCCARO

SECONDED CR ZANNINO

THAT THE REPORT BE RECEIVED

CARRIED UNANIMOUSLY

**12 REPORTS OF DELEGATES**

Nil

13 NEW BUSINESS OF AN URGENT NATURE APPROVED BY THE CHAIRMAN OR PRESIDING MEMBER OR BY DECISION OF MEETING

Nil

14 CONFIDENTIAL MATTERS FOR WHICH THE MEETING MAY BE CLOSED TO THE PUBLIC**RECOMMENDATION (Closing meeting to the public)**

That the meeting be closed to members of the public in accordance with Section 5.23(2)(c) of the Local Government Act for the purpose of dealing with matters of a confidential nature.

RRC RESOLUTION

MOVED CR ZANNINO

SECONDED MR LUTEY

THAT THE MEETING BE CLOSED TO MEMBERS OF THE PUBLIC IN ACCORDANCE WITH SECTION 5.23 (2) (C) OF THE LOCAL GOVERNMENT ACT FOR THE PURPOSE OF DEALING WITH MATTERS OF A CONFIDENTIAL NATURE.

CARRIED UNANIMOUSLY**14.1 POWER PURCHASE AGREEMENT****REFERENCE: D2014/06931**

This item is recommended to be confidential because it contains matters of a commercial-in-confidence nature.

The Committee considered the Confidential Item circulated with the Agenda under Separate Cover.

RECOMMENDATION [Meeting re-opened to the public]

That the meeting be re-opened, the members of the public be invited to return to the meeting and the recommendations passed behind closed doors be recorded.

RRC RESOLUTION

MOVED CR CARTER

SECONDED CR ZANNINO

THAT THE MEETING BE RE-OPENED, THE MEMBERS OF THE PUBLIC BE INVITED TO RETURN TO THE MEETING AND THE RECOMMENDATIONS PASSED BEHIND CLOSED DOORS BE RECORDED.

CARRIED UNANIMOUSLY



Item 14 continued

Recording of the recommendations passed behind closed doors, namely:

14.1 POWER PURCHASE AGREEMENT

REFERENCE: D2014/06931

RRC RECOMMENDATION(S)

MOVED CR ZANNINO

SECONDED MR LUTEY

That:

1. Council by absolute majority, pursuant to section 5.42 of the Local Government Act 1995, delegates authority to the CEO to finalise and execute a Wholesale Electricity Agreement.
2. The report and attachments remain confidential and be certified by the Chairman and CEO.

CARRIED UNANIMOUSLY

15 FUTURE MEETINGS OF THE RESOURCE RECOVERY COMMITTEE

The next meeting of the Resource Recovery Committee will be held on **Thursday, 10 July 2014 (if required)** at the EMRC Administration Office, 1st Floor, Ascot Place, 226 Great Eastern Highway, Belmont WA 6104 commencing at 5:00pm.

Future Meetings 2014

Thursday	10	July (if required)	at	EMRC Administration Office
Thursday	7	August (if required)	at	EMRC Administration Office
Thursday	4	September (if required)	at	EMRC Administration Office
Thursday	9	October (if required)	at	EMRC Administration Office
Thursday	20	November	at	EMRC Administration Office

16 DECLARATION OF CLOSURE OF MEETING

There being no further business, the Chairman declared the meeting closed at 5:40pm.



**15.3 AUDIT COMMITTEE MEETING HELD 5 JUNE 2014
(REFER TO MINUTES OF COMMITTEE – PINK PAGES)
REFERENCE: D2014/05602 (AC) – D2014/06849**

The minutes of the Audit Committee meeting held on **5 June 2014** accompany and form part of this agenda – (refer to pink section of 'Minutes of Committees' for Council accompanying this Agenda).

QUESTIONS

The Chairman advised that as both the reports in the Audit Committee Minutes require an absolute majority resolution, the Audit Committee reports would be dealt with individually.

The Chairman invited general questions from members on the reports of the Audit Committee.

AUDIT COMMITTEE

MINUTES

5 June 2014

REF: D2014/05602 (AC) – D2014/06849

A meeting of the Audit Committee was held at the EMRC Administration Office, 1st Floor, 226 Great Eastern Highway, BELMONT WA 6104 on **Thursday, 5 June 2014**. The meeting commenced at **6:30pm**.

TABLE OF CONTENTS

1	DECLARATION OF OPENING AND ANNOUNCEMENT OF VISITORS	1
2	ATTENDANCE, APOLOGIES AND LEAVE OF ABSENCE (PREVIOUSLY APPROVED)	1
3	DISCLOSURE OF INTERESTS	1
4	ANNOUNCEMENTS BY THE CHAIRMAN OR PRESIDING MEMBER WITHOUT DISCUSSION	1
5	PETITIONS, DEPUTATIONS AND PRESENTATIONS	2
	<i>5.1 PRESENTATION BY CERTIFIED PRACTISING ACCOUNTANTS MACRI PARTNERS</i>	
6	CONFIRMATION OF MINUTES OF PREVIOUS MEETINGS	17
	<i>6.1 MINUTES OF THE AUDIT COMMITTEE MEETING HELD ON 6 MARCH 2014 (Ref: D2014/03160)</i>	
7	QUESTIONS BY MEMBERS OF WHICH DUE NOTICE HAS BEEN GIVEN	17
8	QUESTIONS BY MEMBERS WITHOUT NOTICE	17
9	ANNOUNCEMENT OF CONFIDENTIAL MATTERS FOR WHICH MEETINGS MAY BE CLOSED TO THE PUBLIC	17
10	BUSINESS NOT DEALT WITH FROM A PREVIOUS MEETING	17
11	REPORTS OF EMPLOYEES	18
	<i>11.1 DRAFT CORPORATE BUSINESS PLAN 2014/2015 TO 2018/2019 (Ref: D2014/06852)</i>	18
	<i>11.2 EASTERN METROPOLITAN REGIONAL COUNCIL (EMRC) 2014/2015 DRAFT ANNUAL BUDGET (Ref: D2014/06853)</i>	51
12	REPORTS OF DELEGATES	144
13	NEW BUSINESS OF AN URGENT NATURE APPROVED BY THE CHAIRMAN OR PRESIDING MEMBER OR BY DECISION OF MEETING	144
14	CONFIDENTIAL MATTERS FOR WHICH THE MEETING MAY BE CLOSED TO THE PUBLIC	144
15	FUTURE MEETINGS OF THE AUDIT COMMITTEE	144
16	DECLARATION OF CLOSURE OF MEETING	144



1 DECLARATION OF OPENING AND ANNOUNCEMENT OF VISITORS

The Chairman opened the meeting at 6:30pm and welcomed Mr Mit Gudka and Mr Sukumaran Menon from Macri Partners.

2 ATTENDANCE, APOLOGIES AND LEAVE OF ABSENCE (PREVIOUSLY APPROVED)

Councillor Attendance

Cr David Färdig (Chairman)	EMRC Member	City of Swan
Cr Steve Wolff (Deputy Chairman)	EMRC Member	City of Belmont
Cr Gerry Pule	EMRC Member	Town of Bassendean
Cr Chris Cornish	EMRC Member	City of Bayswater
Cr Frank Lindsey (Deputising for Cr O'Connor)	EMRC Deputy Member	Shire of Kalamunda
Cr Tony Cuccaro (Deputising for Cr Pilgrim)	EMRC Deputy Member	Shire of Mundaring

Apologies

Cr Dylan O'Connor	EMRC Member	Shire of Kalamunda
Cr Alan Pilgrim	EMRC Member	Shire of Mundaring

EMRC Officers

Mr Peter Schneider	Chief Executive Officer
Mr Hua Jer Liew	Director Corporate Services
Mr Steve Fitzpatrick	Director Waste Services
Mrs Marilyn Horgan	Director Regional Services
Mr David Ameduri	Manager Financial Services
Mrs Prapti Mehta	Manager Human Resources
Mrs Annie Hughes-d'Aeth	Personal Assistant to Director Corporate Services (Minutes)

Visitors

Mr Mit Gudka (<i>departed 6:40pm</i>)	Macri Partners
Mr Sukumaran Menon (<i>departed 6:40pm</i>)	Macri Partners

3 DISCLOSURE OF INTERESTS

Nil

4 ANNOUNCEMENTS BY THE CHAIRMAN OR PRESIDING MEMBER WITHOUT DISCUSSION

Nil



5 PETITIONS, DEPUTATIONS AND PRESENTATIONS

5.1 PRESENTATION BY CERTIFIED PRACTISING ACCOUNTANTS MACRI PARTNERS

A presentation was provided by Mr Mit Gudka and Mr Sukumaran Menon from Macri Partners on the EMRC's 2013/2014 audit programme. A discussion ensued covering the EMRC Policy Guidelines, processes and audit verification procedures.

ATTACHMENT(S)

Eastern Metropolitan Regional Council External Audit Plan For the Year Ending 30 June 2014
(Ref: D2014/06172)



Certified Practising Accountants



Eastern Metropolitan Regional Council

External Audit Plan
For the Year Ending 30 June 2014

May 2014

Table of Contents

1. Purpose of the Audit	1
2. Scope of the Audit.....	1
3. Financial Reporting Responsibilities	2
4. Audit Approach	3
5. Impact of Fraud on the Financial Report	6
6. Our Inquiries related to Risks of Fraud	7
7. Highlights – 2013/14 Financial Year.....	8
(a) Regulatory Environment	8
(b) Accounting Standards	8
8. Materiality.....	10
9. Audit Engagement Team.....	11
10. Communications Plan and Timetable	11
11. Independence	12
12. Disclaimer.....	12

1. Purpose of the Audit

The purpose of this audit plan is to summarise our external audit approach in relation to the statutory audit of the Eastern Metropolitan Regional Council for the financial year ending 30 June 2014.

Our Audit Plan has been prepared to inform the officers and the Audit Committee of Eastern Metropolitan Regional Council about our responsibilities as your external auditors and how we plan to discharge them.

The plan focuses on:

- Documenting our audit approach, including:
 - audit process;
 - materiality;
 - approach to auditing key financial statement risk issues; and
 - completion;
- Presenting our audit engagement team;
- Highlighting relevant independence and governance matters;
- Providing a preliminary assessment of timing;

Our audit approach is focused on assessing and responding to the risk of misstatement in the financial statements.

We are committed to audit quality and the requirements of independence based on Macri Partners' and the accounting profession's strict rules and policies. We have made our initial assessment of potential threats to independence and have adopted appropriately robust safeguards to address those risks and protect independence.

2. Scope of the Audit

We will conduct an independent audit of the financial statements in order to express an opinion on it to the members of the Eastern Metropolitan Regional Council.

Our audit will be conducted in accordance with Australian Auditing Standards with the objective of reducing the level of material misstatement in the financial statements to an acceptably low level. These standards have been fully updated and revised to improve their clarity and in some cases this is accompanied by additional audit requirements. We are required to comply with them for the audit of your 2013/14 accounts.

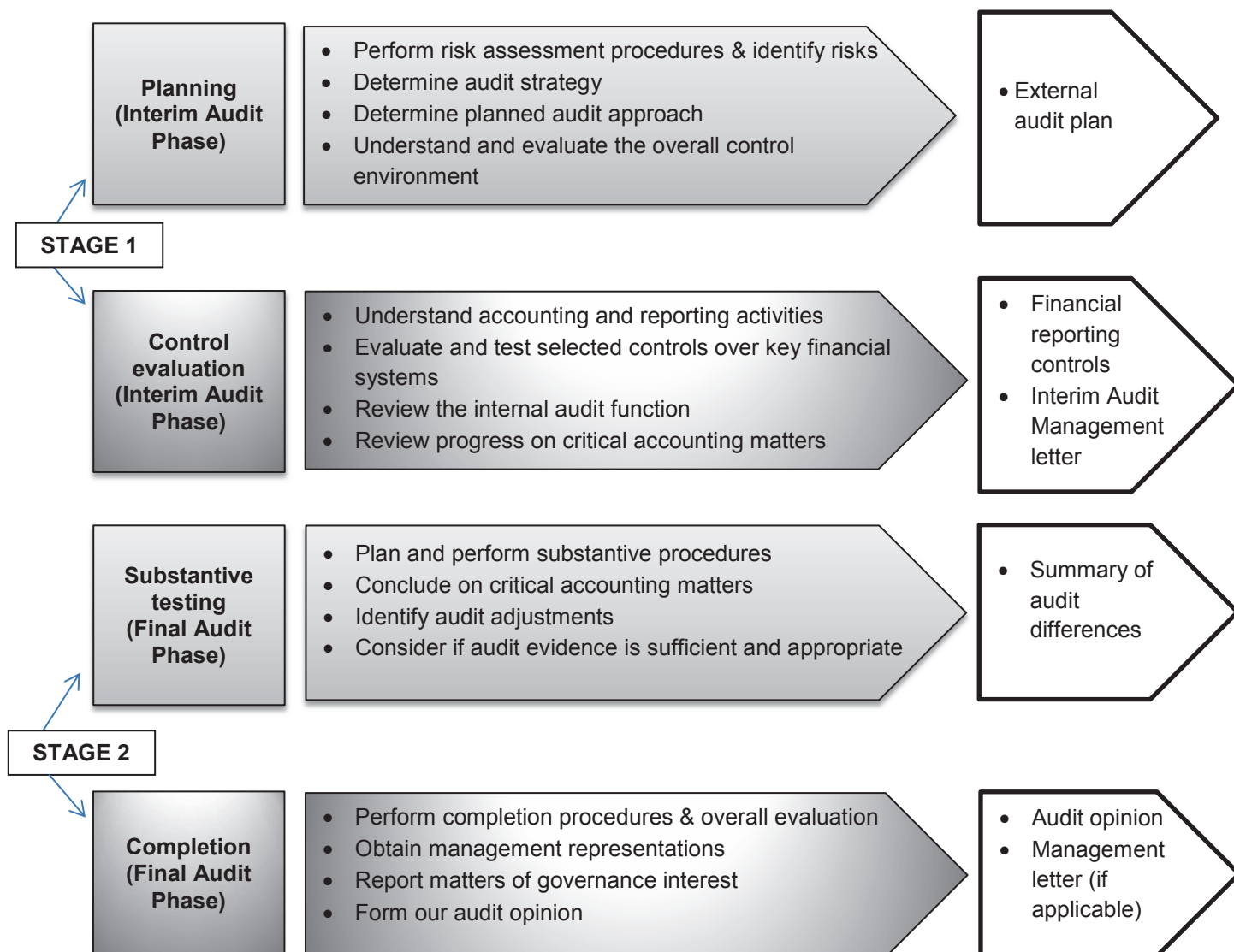
We plan and perform our audit to be able to provide reasonable assurance that the financial statements are free from material misstatement and give a true and fair view. We use professional judgement to assess what is material. This includes consideration of the amount and nature of transactions.

3. Financial Reporting Responsibilities

Management	External Audit	Audit Committee
<ul style="list-style-type: none"> • Prepare financial statements and notes in accordance with Australian Accounting Standards, Local Government Act 1995 (as amended) and Regulations under the Act • Design, implement and maintain effective internal control over financial reporting processes • Risk management • Exercise sound judgement in selecting and applying critical accounting policies • Safeguard assets • Prevent, detect and correct errors • Prevent and detect fraud • Provide representations to external auditors • Assess quantitative and qualitative impact of misstatements discovered during the audit on fair presentation of the financial statements • Confirm the effective operations of financial reporting controls and disclosures in the annual financial statements 	<ul style="list-style-type: none"> • Conduct audit in accordance with professional standards and applicable financial reporting framework (i.e. Auditing Standards and Australian Accounting Standards) • Express an opinion on whether the financial statements present a true and fair view in accordance with Australian Accounting Standards, Local Government Act 1995 (as amended) and Regulations under the Act • Plan and perform the audit to obtain reasonable assurance (not absolute assurance) as to whether the accounts are free of material misstatements, whether caused by error or fraud • Maintain audit independence 	<ul style="list-style-type: none"> • Create a culture of honesty and ethical behaviour; set the proper tone and emphasise fraud prevention • Oversee management, including ensuring that management establishes and maintains internal control to provide reasonable assurance regarding integrity and reliability of financial reporting • Oversee management activities which ensure appropriate risk management and controls are in place for monitoring risk and compliance with policies, procedures and laws • Review the Council's performance • Liaise with the external auditors to facilitate external audit • Review annual financial statements and recommend approval to the Council

4. Audit Approach

Our objective is to provide an independent auditor's opinion on the financial report of the Eastern Metropolitan Regional Council for the year ending 30 June 2014. Our audit methodology is split into two stages and is applied uniquely to your circumstances. It involves the following activities.



Our audit approach is also based on understanding and evaluating your internal control environment and where appropriate validating these controls, if we wish to place reliance on them. This work is supplemented with substantive audit procedures, which include detailed testing of transactions and balances and suitable analytical procedures.

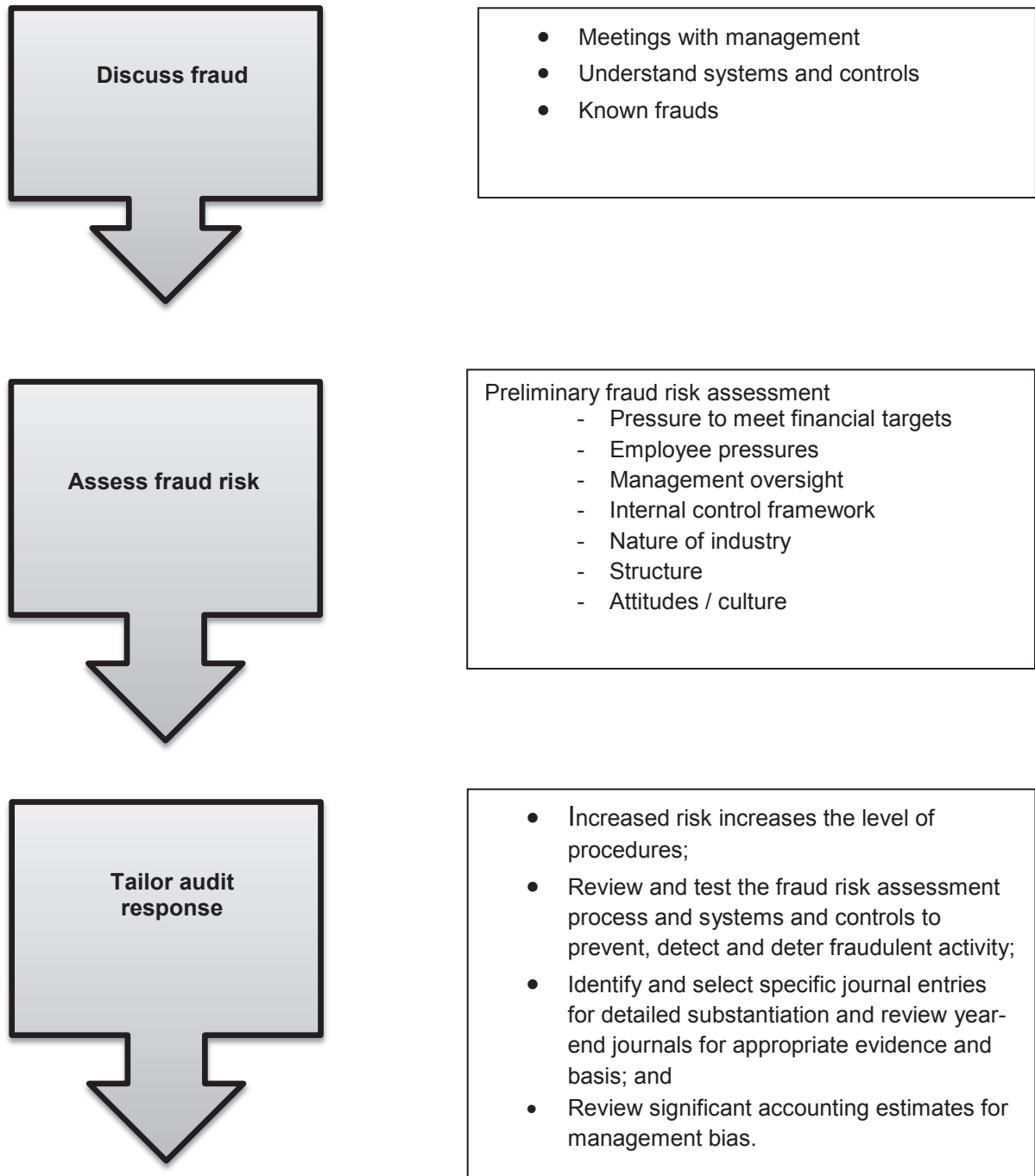
Our audit procedures will focus on those areas of the Eastern Metropolitan Regional Council's activities that are considered to represent the key audit risks identified in our planning memorandum and through discussions with management and the Audit Committee during the course of our audit.

Focus Area	Financial Statement Impact	Planned Audit Approach
Revenue	Completeness and accuracy of Grant income, Fees and charges and Other revenue	<ul style="list-style-type: none"> ➤ Control testing on fees and charges and selected other revenue ➤ Test a sample of revenue transactions to supporting documentation ➤ Substantive analytical procedures
Expenses	Completeness of operating expenses	<ul style="list-style-type: none"> ➤ Review of expenditure incurring and approval processes ➤ Analytical review of operating expenditure
Payroll	Completeness of payroll expenses	<ul style="list-style-type: none"> ➤ Review and assess controls over the payroll process ➤ Analytical review of employee expenditure
Cash and Cash Equivalents, Investments	Existence, completeness and accuracy of cash and investment balances held with financial institutions	<ul style="list-style-type: none"> ➤ Obtain external confirmations from the relevant financial institutions
Trade and Other Receivables	Existence, completeness and accuracy of receivables	<ul style="list-style-type: none"> ➤ Vouching subsequent receipts for material balances ➤ Assess adequacy of provision for bad and doubtful debts
Property Plant and Equipment, Infrastructure	<ul style="list-style-type: none"> • Impairment of property, plant and equipment, Infrastructure • Appropriateness of useful lives • Accuracy of depreciation charge • Overhead allocation to capital assets • Appropriateness of asset capitalisation policies 	<ul style="list-style-type: none"> ➤ Review of the reconciliation between asset register and general ledger ➤ Sample testing of acquisitions, disposals and write-offs ➤ Review of depreciation/amortisation charge for reasonableness ➤ Review fair value methodology documentation prepared by management and valuation reports for any independent valuations being undertaken

Focus Area	Financial Statement Impact	Planned Audit Approach
Property Plant and Equipment, Infrastructure (cont'd)	<ul style="list-style-type: none"> • Plant and Equipment, Land and Buildings to be reported at fair value (comply with Reg 17) 	<ul style="list-style-type: none"> ➤ Checking how management has internally reviewed (documentation of the process and results) the Council's Plant and Equipment, Land and Buildings on fair value for accuracy, reasonableness, quality and consistency with the Council's understanding of the classes of assets.
Trade and Other Payables	Completeness and accuracy of Sundry Creditors	<ul style="list-style-type: none"> ➤ Perform search for unrecorded liabilities ➤ Review of trade payables and accrued expenses ➤ Vouching significant balances
Provisions for Annual and Long Service Leave	Completeness, Accuracy and Valuation of Annual and Long Service Leave provisions	<ul style="list-style-type: none"> ➤ Review calculation of annual leave and long service leave provisions
Provisions for Site Rehabilitation and Environmental Monitoring	Completeness, Accuracy and Valuation of Site Rehabilitation and Environmental Monitoring Provisions	<ul style="list-style-type: none"> ➤ Review of the model developed by management for estimating total future site rehabilitation and environmental expenditures over the landfill, discounted to net present value ➤ Review calculation of the site rehabilitation and environmental monitoring provisions
Provisions for Carbon Pricing	Completeness, Accuracy and Valuation of Carbon Pricing provisions	<ul style="list-style-type: none"> ➤ Review of the model and methodology used by management for estimating liabilities (arising from carbon emissions generated from the landfill) discounted to net present value ➤ Review calculation of the carbon pricing provisions

5. Impact of Fraud on the Financial Report

In accordance with Auditing Standard ASA 240 “The Auditor’s responsibility to consider fraud in an Audit of a Financial Report”, we will undertake specific procedures and report findings to the Council in respect of financial reporting fraud. The following diagram highlights the phases of our work on fraud.



6. Our Inquiries related to Risks of Fraud

Auditing Standard ASA 240 “The Auditor’s responsibility to consider fraud in an Audit of a Financial Report” requires that during the planning of our audit we obtain your views on the risk of fraud. We make similar inquiries to management as part of our planning process; responses to these questions will assist us in planning our overall audit strategy and audit approach accordingly.

- Are you aware of, or have you identified any instances of, actual, suspected, possible, or alleged non-compliance of laws and regulations or fraud, including misconduct or unethical behaviour related to financial reporting or misappropriation of assets?

If so, have the instances been appropriately addressed and how have they been addressed?

- What are your views about fraud risks in the Eastern Metropolitan Regional Council?
- How do you provide effective oversight of programs and controls to prevent, detect and deter fraud, including oversight over internal controls management has established to mitigate fraud risks?

7. Highlights – 2013/14 Financial Year

(a) Regulatory Environment

The first phase of fair value implementation was undertaken in the 2013 financial year with respect to Plant and Equipment.

Following the timetable set in the Regulation 17A of the Local Government (Financial Management) Regulations 1996 and our discussion with management, the next classes of assets to be revalued by the Council are as follows:

Financial Year	Asset Group - Resources
2013/14	Land and Buildings (including specialised and non-specialised buildings valued at component level)
2014/15	Infrastructure and all other assets, if any.

(b) Accounting Standards

There are a large number of new and revised Australian accounting requirements that apply mandatorily for the first time to the reporting period ending 30 June 2014. The key applicable ones, at this time, are summarised below:

AASB 13 Fair Value Measurement (New Standard)

Highlights

AASB 13 establishes a single source of guidance for determining the fair value of assets and liabilities.

Implications

The new standard does not affect which items are required to be 'fair-valued', but specifies and clarifies how an entity should measure fair value and disclose fair value information.

AASB 13 also expands the disclosure requirements for all assets or liabilities carried at fair value. This includes information about the assumptions made and the qualitative impact of those assumptions on the fair value determined.

AASB 119 Employee Benefits (Revised Standard)**Highlights**

A revised standard on Employee Benefits has been issued establishing targeted improvements throughout the Standard.

Implications

Employee benefits 'expected to be settled wholly' (as opposed to 'due to be settled' under current standard) within 12 months after the end of the reporting period are short-term benefits, and therefore not discounted when calculating leave liabilities. Annual leave not expected to be used wholly within 12 months of end of reporting period will in future be discounted when calculating leave liability.

8. Materiality

Materiality drives the scope of our audit and is determined in accordance with the auditing standard requirements. We plan and perform our audit to provide reasonable assurance that the financial statements are free from material misstatement and give a true and fair view. We use professional judgement to assess what is material. This includes consideration of the amount and nature of transactions.

Type of Materiality	What is it used for?	Amount for 2014 Year
Overall materiality	Our overall materiality for the Council is calculated as a percentage of gross operating expenditure; this represents the level at which we would consider qualifying our audit opinion and is consistent with the prior year.	\$1,000,000 3% of Total Expenditure (2013 year) \$33.6m
Performance materiality	We determine performance materiality (from overall materiality) in order to assess risks of material misstatement and to determine the nature, timing and extent of audit procedures. This is the level to which we plan our audit work and identify significant accounts.	\$750,000 which has been set at 75% of Overall Materiality
Trivial error threshold	Auditing Standard ASA 450 <i>Evaluation of Misstatements Identified during the Audit</i> requires that we record all misstatements identified except those which are "clearly trivial". Matters which are clearly trivial are those which we expect not to have a material effect on the financial statements even if accumulated. When there is any uncertainty about whether one or more items are clearly trivial, the matter is considered not to be clearly trivial. We determine a trivial error threshold (from materiality) in order to accumulate misstatements identified during the audit. We will not report misstatements below the threshold level unless we believe that the nature of the misstatement should be of concern. We will include a summary of any uncorrected misstatements identified during our audit in our year-end Report to the Audit Committee.	\$50,000 which has been set at 5% of overall materiality

We will reassess materiality based on year-end results or new information to confirm whether it remains appropriate for evaluating the effects of uncorrected misstatements on the financial statements.

9. Audit Engagement Team

The audit team consists of the key members listed below:

Engagement Role	Name	Responsibilities
Audit Partner	Anthony Macri	Responsible for the audit, including: <ul style="list-style-type: none"> • agreeing the audit plan • reporting to the audit committee • management letters issued • the quality of outputs • signing of opinions and conclusions • liaison with the Chief Executive Officer and audit committee members
Audit Manager	Mit Gudka	Responsible for: <ul style="list-style-type: none"> • overall control of the audit engagement • ensuring delivery to timetable • delivery and management of targeted work • overall review of audit outputs

10. Communications Plan and Timetable

Auditing Standard **ASA 260 'Communication of audit matters with those charged with governance'** requires auditors to plan with those charged with governance the form and timing of communications with them. We have assumed that 'those charged with governance' are the Audit Committee.

Output	Timing
Interim Audit Field Work	27 May 2014 – 28 May 2014 (Confirmed with Management)
Provide Interim Management Letter	On completion of interim audit and management responses received
Final Audit Field Work	6 August 2014 – 8 August 2014 (Confirmed with Management)
Present the Audit Findings Report to the Audit Committee	4 September 2014 (Confirmed with Management)
Provide Audit Opinion on Financial Statements	On completion of the final audit

11. Independence

Independence and Objectivity Confirmation

Professional standards require auditors to communicate to those charged with governance, at least annually, all relationships that may bear on the firm's independence and the objectivity of the Audit Engagement Partner and audit staff. The standards also place requirements on auditors in relation to integrity, objectivity and independence.

The standards define 'those charged with governance' as 'those persons entrusted with the supervision, control and direction of an entity'. In your case, this is the Audit Committee.

Confirmation Statement

We confirm that as of May 2014 in our professional judgement, Macri Partners is independent within the meaning of regulatory and professional requirements and the objectivity of the Audit Engagement Partner and audit staff is not impaired.

12. Disclaimer

This audit plan has been prepared for the Audit Committee and management of the Eastern Metropolitan Regional Council only. It should not be quoted or referred to, in whole or in part, without our prior written consent. No warranty is given to, and no liability will be accepted from, any party other than the Eastern Metropolitan Regional Council.



6 CONFIRMATION OF MINUTES OF PREVIOUS MEETINGS

6.1 MINUTES OF AUDIT COMMITTEE MEETING HELD ON 6 MARCH 2014

That the Minutes of the Audit Committee meeting held 6 March 2014, which have been distributed, be confirmed.

AC RESOLUTION(S)

MOVED CR PULE

SECONDED CR CORNISH

THAT THE MINUTES OF THE AUDIT COMMITTEE HELD ON 6 MARCH 2014, WHICH HAVE BEEN DISTRIBUTED, BE CONFIRMED.

CARRIED UNANIMOUSLY

7 QUESTIONS BY MEMBERS OF WHICH DUE NOTICE HAS BEEN GIVEN

Nil

8 QUESTIONS BY MEMBERS WITHOUT NOTICE

Cr Cornish queried if Councillors would be made aware of any credit card discrepancies should these occur in the EMRC's accounting procedures.

The Chief Executive Officer explained that any discrepancies of this nature would be reported through the Audit Committee in the first instance.

9 ANNOUNCEMENT OF CONFIDENTIAL MATTERS FOR WHICH MEETINGS MAY BE CLOSED TO THE PUBLIC

Nil

10 BUSINESS NOT DEALT WITH FROM A PREVIOUS MEETING

Nil



11 REPORTS OF EMPLOYEES

11.1 DRAFT CORPORATE BUSINESS PLAN 2014/2015 TO 2018/2019

REFERENCE: D2014/06018 (AC) – D2014/06852

PURPOSE OF REPORT

To present the draft Corporate Business Plan 2014/2015 to 2018/2019 to Council for adoption.

KEY ISSUES AND RECOMMENDATION(S)

- Sections 5.56(1) and (2) of the *Local Government Act 1995* (“the Act”) require that each local government is ‘to plan for the future of the district’, by developing plans in accordance with the regulations. The *Local Government (Administration) Regulations 1996* (“the Regulations”) specify that a ‘plan for the future’ comprises the following:
 - A Strategic Community Plan – a minimum 10 year timeframe.
 - A Corporate Business Plan – a four to five year plan, which translates the 10 year strategic plan into operations.
- Council adopted EMRC’s Strategic Community Plan titled *EMRC 2022 – 10 Year Strategic Plan* on 6 December 2012 and EMRC’s Corporate Business Plan 2013/14 to 2017/18 on 20 June 2013.
- The Regulations state that each local government must review its Corporate Business Plan annually.
- The Corporate Business Plan 2013/14 to 2017/18 has been reviewed and the *draft Corporate Business Plan 2014/2015 to 2018/2019* has been prepared (attached).
- The *draft Corporate Business Plan 2014/2015 to 2018/2019* sets out the actions that staff will undertake over the next five years to deliver on EMRC 2022 – 10 Year Strategic Plan.
- It is intended to report to Council against the Corporate Business Plan on a periodic basis.
- The Regulations require that an overview of the ‘plan for the future’ must be made in the Annual Report, including major initiatives that are proposed to commence or to continue in the next financial year. Therefore a report will be provided within the 2014/2015 Annual Report.
- In accordance with Section 6.2(2) of the Act, Council is to give regard to the “plan for the future’ when adopting EMRC’s Annual Budget.
- The 2014/2015 Annual Budget is tabled separately for adoption.
- In accordance with the Regulations, Council is to determine whether or not to adopt the Corporate Business Plan by absolute majority.

Recommendation(s)

That Council by absolute majority, in accordance with r.19DA(6) of the *Local Government (Administration) Regulations 1996*, adopt the Corporate Business Plan 2014/2015 to 2018/2019 which is attached to this report.

SOURCE OF REPORT

Director Corporate Services
 Manager Human Resources



Item 11.1 continued

BACKGROUND

Section 5.56(1) and (2) of the Local Government Act 1995 (“the Act”) require that each local government is ‘to plan for the future of the district’, by developing plans in accordance with the regulations. The *Local Government (Administration) Regulations 1996* (“the Regulations”) specify that a ‘plan for the future’ comprise the following:

- A Strategic Community Plan – a minimum 10 year timeframe; and
- A Corporate Business Plan – a four to five year plan, which translates the 10 year strategic plan into operations.

The regulation 19DA states that the Corporate Business Plan (“the Plan”) is to:

- Be for a minimum of 4 years;
- Identify and prioritise the principal strategies and activities Council will undertake in response to the objectives stated in the Strategic Community Plan;
- State the services, operations and projects that a local government will deliver over the period of the plan, the method for delivering these and the associated cost;
- Reference resourcing considerations such as assets management plans, finances and workforce plans;
- Be adopted by absolute majority; and
- Be reviewed annually – this can be scheduled to align with the setting of the Annual Budget.

In addition to the above requirements local public notice must be given when the Plan is adopted or modified.

Council adopted EMRC’s Strategic Community Plan titled *EMRC 2022 – 10 Year Strategic Plan* on 6 December 2012 (Ref: DMDOC/172950) and EMRC’s Corporate Business Plan 2013/2014 to 2017/2018 on 20 June 2013 (Ref: DMDOC/179697).

REPORT

EMRC – draft Corporate Business Plan 2014/2015 to 2018/2019

EMRC has in place an integrated planning framework (“IPF”) to ensure that strategic priorities drive operational activities.

The 10 Year Strategic Plan (EMRC 2022) guides, at a strategic level, the direction that the EMRC will take over the next ten years towards achievement of its vision: *“To be a responsive and innovative leader in assisting Perth’s Eastern Region to be a great place to live, work, play and do business”*.

The draft *Corporate Business Plan 2014/2015 to 2018/2019* is an element of the IPF and has been developed to articulate the strategic direction into operational activities. Both documents form EMRC’s ‘plan for the future’.



Item 11.1 continued

Structure of the draft Corporate Business Plan 2014/2015 to 2018/2019

The draft *Corporate Business Plan 2014/2015 to 2018/2019* sets out the actions that staff will undertake over the next five years to deliver on *EMRC 2022 – 10 Year Strategic Plan*. It provides high level information on capital and operating projects planned over the next five years.

Annual Budget

Section 6.2(2) of the *Act* states that “*in the preparation of the annual budget the local government is to have regard to the contents of the plan for the future of the district made in accordance with section 5.56*”.

Both *EMRC 2022 – 10 Year Strategic Plan* and the draft *Corporate Business Plan 2014/2015 to 2018/2019* constitute the ‘plan for the future’, and Council is to give regard to both these when adopting EMRC’s Annual Budget.

The 2014/2015 Annual Budget is tabled separately for adoption.

Reporting

It is intended to report to Council against the Corporate Business Plan on a periodic basis.

The Regulations require that an overview of the ‘plan for the future’ must be made in the Annual Report, including major initiatives that are proposed to commence or to continue in the next financial year. Therefore a report will be provided within the 2013/2014 Annual Report.

Review & Significant Modifications

The Regulations require that any significant modifications to the adopted *Corporate Business Plan 2014/2015 to 2018/2019* must be reported through the Annual Report. The Act does not define what constitutes a ‘significant’ modification. Therefore there will be a need to exercise judgement and apply a test of materiality in determining whether to report any changes.

Adoption requirements

In accordance with s.19DA(6) of the *Local Government (Administration) Regulations 1996* Council is to determine whether or not to adopt the Corporate Business Plan by absolute majority.

The draft Corporate Business Plan 2014/2015 to 2018/2019 (attached) is before Council for endorsement.

STRATEGIC/POLICY IMPLICATIONS

Key Result Area 4 – Good Governance

- 4.3 To provide responsible and accountable governance and management of the EMRC
- 4.4 To continue to improve financial and asset management practices

FINANCIAL IMPLICATIONS

As reflected in budgets and long term financial plans.

SUSTAINABILITY IMPLICATIONS

Nil



Item 11.1 continued

MEMBER COUNCIL IMPLICATIONS

Member Council	Implication Details
Town of Bassendean	} Nil
City of Bayswater	
City of Belmont	
Shire of Kalamunda	
Shire of Mundaring	
City of Swan	

ATTACHMENT(S)

Draft Corporate Business Plan 2014/2015 to 2018/2019 (Ref: D2014/06184)

VOTING REQUIREMENT

Absolute Majority

RECOMMENDATION(S)

That Council by absolute majority, in accordance with r.19DA(6) of the *Local Government (Administration) Regulations 1996*, adopt the Corporate Business Plan 2014/2015 to 2018/2019 which is attached to this report.

The CEO provided a brief overview of the Draft Corporate Business Plan 2014/2015 to 2018/2019 and discussion ensued.

AC RECOMMENDATION(S)

MOVED CR CORNISH

SECONDED CR CUCCARO

That Council by absolute majority, in accordance with r.19DA(6) of the *Local Government (Administration) Regulations 1996*, adopt the Corporate Business Plan 2014/2015 to 2018/2019 which is attached to this report.

CARRIED UNANIMOUSLY

COUNCIL RESOLUTION(S)

MOVED CR ZANNINO

SECONDED CR PULE

THAT COUNCIL BY ABSOLUTE MAJORITY, IN ACCORDANCE WITH R.19DA(6) OF THE LOCAL GOVERNMENT (ADMINISTRATION) REGULATIONS 1996, ADOPT THE CORPORATE BUSINESS PLAN 2014/2015 TO 2018/2019 WHICH IS ATTACHED TO THIS REPORT.

CARRIED BY ABSOLUTE MAJORITY 12/0



A proud history with a bright future ➔

CORPORATE BUSINESS PLAN



2014/2015 to 2018/2019



TEL (08) 9424 2222 FAX (08) 9277 7598 EMAIL mail@emrc.org.au WEB www.emrc.org.au

This is printed on recycled paper.



Table of Contents

1. Perth's Eastern Region – a snapshot.....	2
2. About the Eastern Metropolitan Regional Council.....	3
3. Committees.....	3
4. Vision, Mission and Values.....	4
5. Stakeholders.....	4
6. Integrated Planning Framework.....	5
7. Corporate Business Plan – Legislative Requirements	6
8. How to use the Corporate Business Plan.....	7
9. Delivering the Corporate Business Plan.....	8
10. Organisational Structure.....	9
11. Structure of the Corporate Business Plan.....	11
12. Key Result Area 1 Environmental Sustainability	12
13. Key Result Area 2 Social Opportunities	18
14. Key Result Area 3 Economic Development.....	19
15. Key Result Area 4 Good Governance	20
16. Reporting & Review.....	24
17. Appendix One - Strategic High Level Plans.....	25
18. Appendix Two - Abbreviations.....	27



1. Perth's Eastern Region – a snapshot

Perth's Eastern Region - an economic powerhouse

Strategically located, Perth's Eastern Region hosts Western Australia's major air, road and rail transport hub for movement of freight and passengers throughout Perth, intrastate, interstate and overseas. The major industrial areas of Malaga, Welshpool, Kewdale, Hazelmere, Forrestfield, Bayswater and Bassendean play key roles in transport, storage, manufacturing and logistics servicing the state's construction and resource sectors.

Perth's Eastern Region is undergoing rapid expansion and growth with major capital investments including intermodal freight terminal development, major airport and road redevelopment, and education and health investment. Increasingly, the inner city areas are becoming home to large national and international companies seeking office and commercial accommodation within close proximity of the city, key stakeholders and major transport routes.

Perth's Eastern Region provides employment for about 124,512 workers across key industries representing 16.75% of the 743,399 people working in Greater Perth¹. With a diverse regional economy, access to a skilled workforce and a range of leisure, lifestyle and living opportunities, Perth's Eastern Region is well positioned for continued strong growth and represents an attractive investment destination.

Perth's Eastern Region – a healthy environment

Perth's Eastern Region has some of the state's most beautiful national parks and walking trails. The Swan and Helena Rivers and their tributaries provide iconic recreational and heritage precincts, as well as supporting the renowned vineyards along its valley. Other major features include the Perth Hills wine region, Mundaring Weir and Lake Leschenaultia.

The region also has urban residential areas, commercial and industrial areas, major transport hubs, peri-urban agricultural land and large amounts of bushland. It is important that these diverse land uses are managed so that there is minimal impact on the Region's environmental assets.

The region aspires to have a natural environment that is protected, enhanced and maintained for future generations.

Perth's Eastern Region – a cultural and recreational experience

With forested hills, picturesque vineyards, a ribbon of stunning river ways, and a kaleidoscope of gourmet food, wine, heritage and arts - Perth's Eastern Region offers an enviable getaway all within a half hour drive of the Perth city centre.

The region boasts a vibrant event program suited to residents and visitors alike, including two key regional festivals supported by EMRC; Perth's Autumn Festival and the Avon Descent Family Fun Days.

¹ RemPlan Economic Profile, April 2014



2. About the Eastern Metropolitan Regional Council

The Eastern Metropolitan Regional Council (EMRC) works in partnership with six member Councils located in Perth's Eastern Region — Town of Bassendean, City of Bayswater, City of Belmont, Shire of Kalamunda, Shire of Mundaring and City of Swan. Together, these six councils constitute around one third of the area of metropolitan Perth. EMRC assists the councils to ensure that the entire region fulfils its potential as one of Western Australia's most vibrant and fast growing areas.

An Establishment Agreement was approved and signed by all member Councils in 1998, which states that EMRC will:

- Work in consultation with member Councils to facilitate local government to enhance its service delivery to the community;
- Be efficient and effective in delivering quality services and facilities;
- Promote and market the role of local government in the community;
- Implement a strategic plan that is regularly reviewed; and
- Avoid providing any service or facility that adversely impacts on the services or facilities of any member Council.

3. Committees

EMRC Council has established six committees to assist in decision making.

- **Audit Committee (AC)** – assists the Council with audits and financial management.
- **Chief Executive Officers Advisory Committee (CEOAC)** – consists of the member Councils' Chief Executive Officers and the EMRC Chief Executive Officer.
- **Chief Executive Officer Performance Review Committee (CEOPRC)** – reviews the EMRC Chief Executive Officer's performance.
- **The Investment Committee (IC)** - deals with matters related to EMRC's Management of Investment Policy.
- **Resource Recovery Committee (RRC)** – reviews and provides reports on resource recovery activities for the region.
- **Technical Advisory Committee (TAC)** - reviews and provides reports on technical matters.



4. Vision, Mission and Values

VISION

To be a responsive and innovative leader in assisting Perth's Eastern Region to be a great place to live, work, play and do business.

MISSION

The Eastern Metropolitan Regional Council, by partnering with member councils (and other stakeholders), facilitates strategies and actions for the benefit and sustainability of Perth's Eastern Region.

ORGANISATIONAL VALUES

The organisational values will guide decision making and interaction with stakeholders.

Excellence:	<i>Striving for excellence through the development of quality and continuous improvement.</i>
Recognition:	<i>Valuing staff in a supportive environment that focuses on their wellbeing.</i>
Innovation:	<i>Focus on innovative approaches in projects and service delivery.</i>
Responsiveness:	<i>Dynamic and flexible service delivery.</i>
Integrity:	<i>Accountability and consistency in all that we do.</i>

5. Stakeholders

Primary Stakeholders

- EMRC and Member Council Elected Members
- EMRC and Member Council Staff

Secondary Stakeholders

- Federal Government Agencies
- State Government Agencies
- Non-Government Agencies
- Politicians
- Regional Business Groups
- Regional Community and Reference Groups

Tertiary Stakeholders

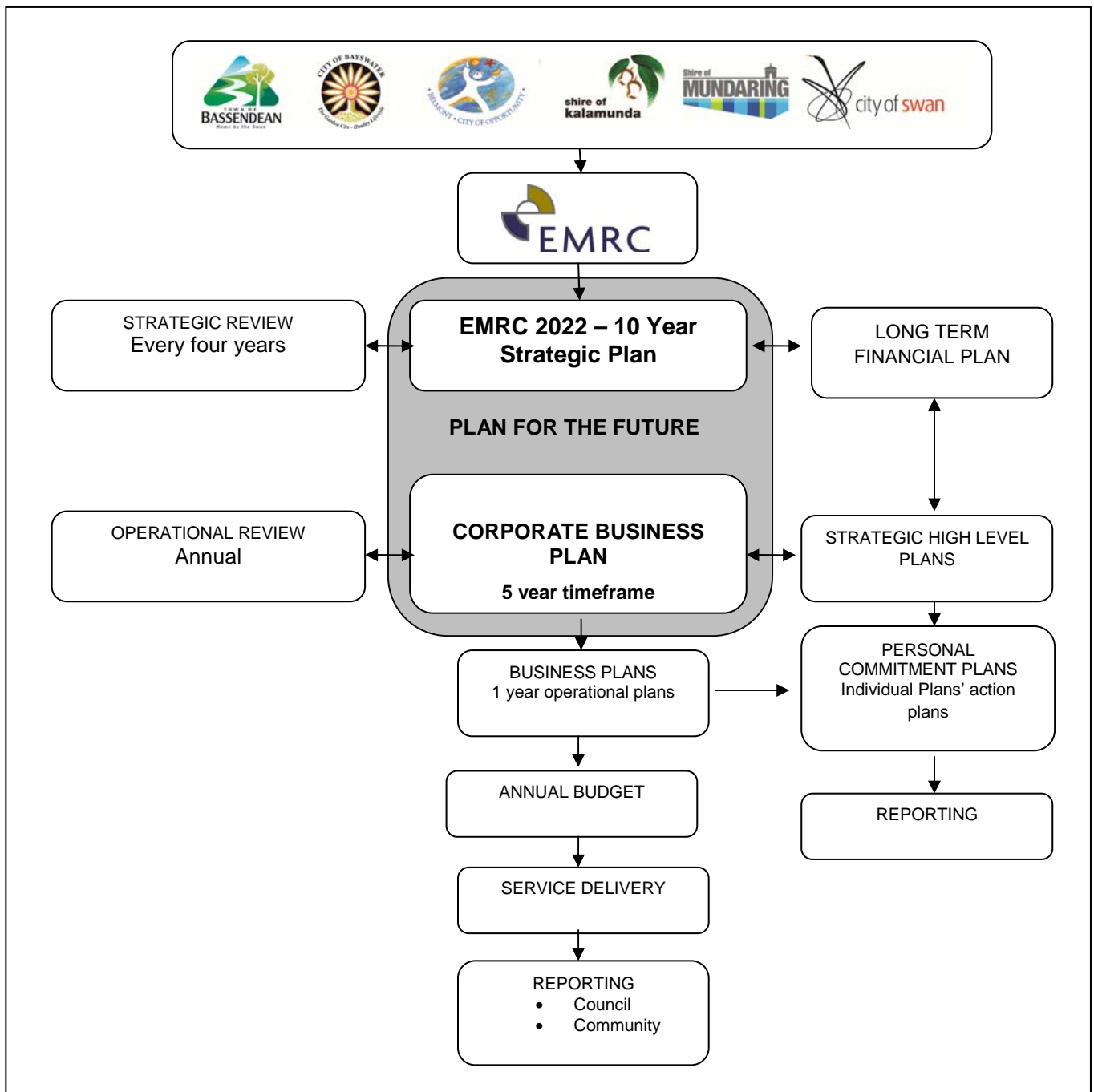
- Customers and Clients
- Visitors and Tourists
- Investors
- Businesses
- Regional Volunteers
- Regional Residents



6. Integrated Planning Framework

EMRC has developed an Integrated Planning Framework to ensure that strategic priorities drive operational activities. **EMRC 2022 – 10 Year Strategic Plan** is a shared vision between EMRC and its member Councils. It has been developed to guide and inform the actions that will be taken over the next 10 years to benefit the community that lives, works, plays and does business within Perth’s Eastern Region.

The Corporate Business Plan is used to drive operational activities and is aligned to the priorities identified in EMRC 2022 – 10 Year Strategic Plan. Strategic high level plans guide development of actions which are prioritised during annual business planning workshops.





7. Corporate Business Plan – Legislative Requirements

Section 5.56(1) and (2) of the Act requires that each local government is 'to plan for the future of the district', by developing plans in accordance with the regulations.

The *Local Government (Administration) Regulations 1996* (the Regulations) requires each local government to adopt a Strategic Community Plan and a Corporate Business Plan.

Both these documents comprise a local government's 'plan for the future' under the requirements of s56.2(2) of the *Local Government Act 1995* (the Act).

With reference to the Corporate Business Plan the Regulations state:

19DA. Planning for the future: corporate business plans — s. 5.56

- 1) A local government is to ensure that a corporate business plan is made for its district in accordance with this regulation in respect of each financial year after the financial year ending 30 June 2013.
- 2) A corporate business plan for a district is to cover the period specified in the plan, which is to be at least 4 financial years.
- 3) A corporate business plan for a district is to —
 - (a) set out, consistently with any relevant priorities set out in the strategic community plan for the district, a local government's priorities for dealing with the objectives and aspirations of the community in the district; and
 - (b) govern a local government's internal business planning by expressing a local government's priorities by reference to operations that are within the capacity of the local government's resources; and
 - (c) develop and integrate matters relating to resources, including asset management, workforce planning and long-term financial planning.
- 4) A local government is to review the current corporate business plan for its district every year.
- 5) A local government may modify a corporate business plan, including extending the period the plan is made in respect of and modifying the plan if required because of modification of the local government's strategic community plan.
- 6) A council is to consider a corporate business plan, or modifications of such a plan, submitted to it and is to determine* whether or not to adopt the plan or the modifications.

*Absolute majority required.

- 7) If a corporate business plan is, or modifications of a corporate business plan are, adopted by the council, the plan or modified plan applies to the district for the period specified in the plan.



8. How to use the Corporate Business Plan

The Corporate Business Plan is informed by a suite of documents:

No.	COMPONENT	DESCRIPTION	REVIEW
1.	Corporate Business Plan	<p>The Corporate Business Plan is an essential management tool designed to ensure that the organisation as a whole is able to deliver on Council's high level priorities.</p> <p>It summarises the services, operations and projects EMRC will deliver over the next five years.</p>	Reviewed annually
2.	Financial Plan	<p>The 10 year financial plan enables delivery of projects and services.</p> <p>The financial plan:</p> <ul style="list-style-type: none"> • projects EMRC's financial position over a period of time • provides EMRC reliable information to develop the capacity for maintaining financial sustainability • enables EMRC to fund and replace capital projects • enables EMRC to fund projects, programs and services • enables EMRC to manage investments 	Reviewed annually
3.	Strategic High Level Plans	<p>Strategic high level plans have been developed for specific issues. Examples are:</p> <ul style="list-style-type: none"> • Red Hill Development Plan – to manage the future development of Red Hill Waste Management Facility • Regional Integrated Transport Strategy – to develop an integrated strategic transport network within Perth's Eastern Region <p>These high level plans provide EMRC the framework for developing initiatives for the benefit and sustainability of the region</p>	As identified within each plan

Notes:

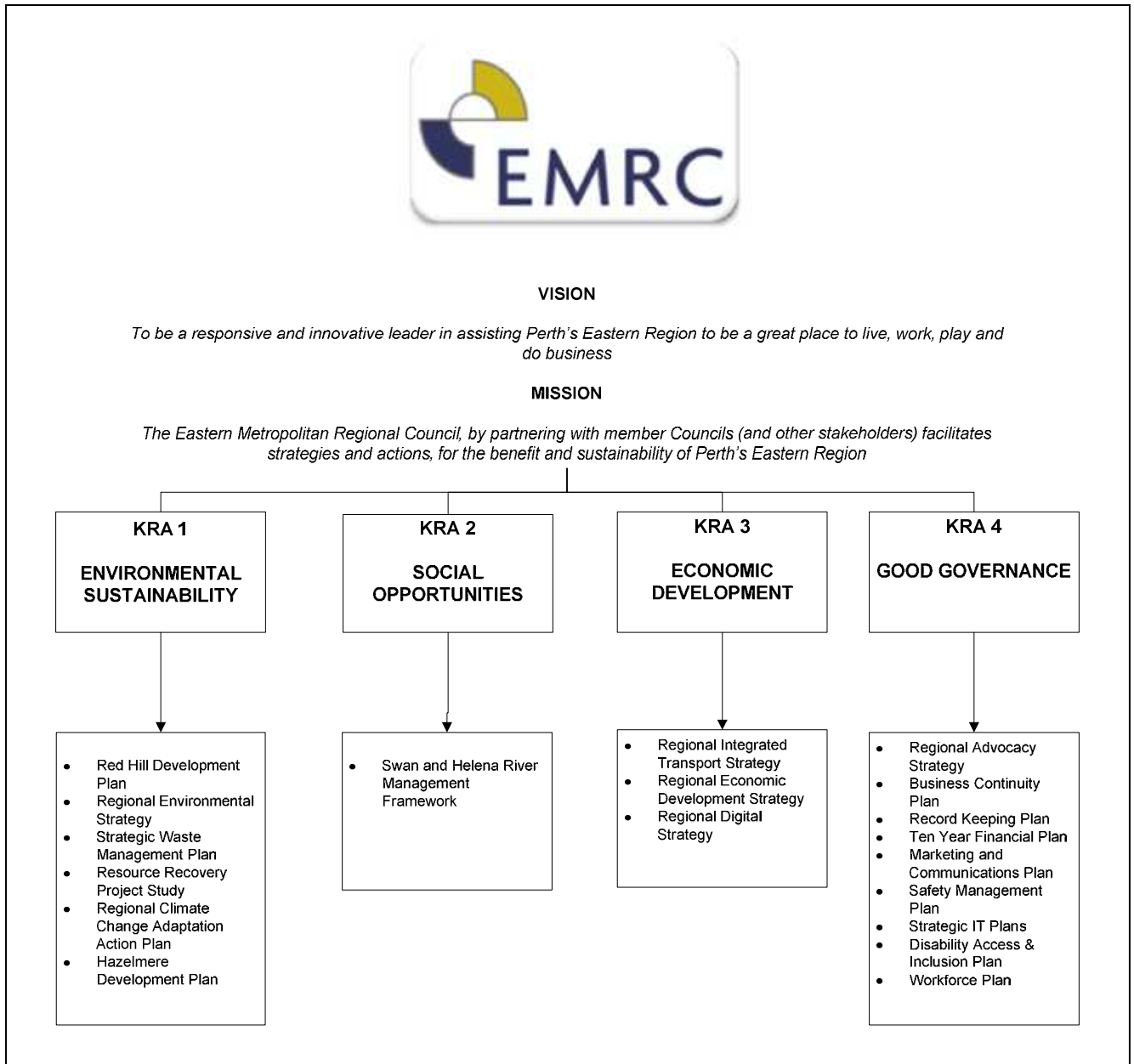
- The first year of the Corporate Business Plan establishes EMRC's annual Budget.
- This Corporate Business Plan provides high level information on capital and operating projects planned over the next five years.
- Planned capital projects in excess of \$100,000 and key projects, programmes and services (operating budget) have been included in this Corporate Business Plan.
- Detailed expenditure is provided in the 10 year financial plan.
- Detailed project information is found in Strategic High Level Plans and each business unit's annual Business Plans.



9. Delivering the Corporate Business Plan

The Corporate Business Plan identifies projects, programs and services that will be delivered over the next five years. To ensure that these meet our stakeholders' needs EMRC has developed a number of strategic high level plans under each of the four Key Result Areas.

The strategic high level plans are key reference points identified during annual business planning workshops. These form the basis for identifying priority projects and initiatives, which are then recommended to Council during the budget deliberation process for funding.



A short description of each of the strategic high level plans can be found at Appendix One. The abbreviations used within this document are explained at Appendix Two.



10. Organisational Structure

1.1 Office of the Chief Executive Officer

BUSINESS UNIT	SERVICES
CEO's Office	<ul style="list-style-type: none"> • Governance • Strategic Planning • Public Relations

Resources	2014/15
FTE*:	2*

1.2 Waste Services

BUSINESS UNIT	SERVICES
Waste Operations	<p><u>Red Hill Waste Management Facility</u></p> <ul style="list-style-type: none"> • Classes I,II, III & IV waste • Transfer station – Red Hill • Greenwaste processing <p><u>Transfer Stations</u> (operated by EMRC on behalf of the Shire of Mundaring)</p> <ul style="list-style-type: none"> • Coppin Road • Mathieson Road
Waste Engineering	<ul style="list-style-type: none"> • Design & Construction • Project Management
Waste Environmental Operations	<ul style="list-style-type: none"> • Environmental Compliance • Environmental Advice
Resource Recovery	<p><u>Hazelmere Resource Recovery Park</u></p> <ul style="list-style-type: none"> • Timber recycling • Mattress recycling <p><u>Resource Recovery</u></p> <ul style="list-style-type: none"> • Wood waste to Energy Plant • Resource Recovery Facility <p><u>Waste Education</u></p> <ul style="list-style-type: none"> • Waste Education Centre • Waste Education projects

Resources	2014/15
FTE*:	67.15*



1.3 Regional Services

BUSINESS UNIT	SERVICES
Regional Development	<ul style="list-style-type: none"> • Economic Development • Transport Planning • Regional events and tourism website • Digital Projects • Advocacy
Environmental Services	<ul style="list-style-type: none"> • Environmental Projects • Natural Resource Management • River Management • Water Campaign • Climate Change • Water and Energy Audits • Education (environment and sustainability)

Resources	2014/15
FTE*:	18*

1.4 Corporate Services

BUSINESS UNIT	SERVICES
Administration and Compliance	<ul style="list-style-type: none"> • Procurement, Fleet & Building (Ascot Place) • Compliance • Records
Human Resources	<ul style="list-style-type: none"> • Corporate Planning • Organisational Development • Human Resource Management
Marketing and Communications	<ul style="list-style-type: none"> • Corporate Communications & Public relations • Corporate websites • Functions
Information Services	<ul style="list-style-type: none"> • Help desk • Projects • Computing services
Financial Services	<ul style="list-style-type: none"> • Financial Management and Reporting • Asset Management • Payroll
Risk Management Services	<ul style="list-style-type: none"> • Strategic Risk Management • Occupational Safety and Health

Resources	2014/15
FTE*:	21.68*

*FTE count is as at 1 May 2014



11. Structure of the Corporate Business Plan

The Corporate Business Plan is built on the foundation of four strategic Key Result Areas (KRA) identified within **EMRC 2022 – 10 Year Strategic Plan**. The Corporate Business Plan sets out the actions that staff will undertake to deliver on Council's strategic priorities.

KRA 1: Environmental Sustainability

Aim:

- ✓ Provide and maintain a world class waste and recycling service which is sustainable, efficient and meets the needs of the region.
- ✓ Deliver a range of environmental services that enables the region and member Councils to meet their responsibilities and community expectations for sustainable and adaptive environmental initiatives, and to maintain and enhance the natural assets of the region.

KRA 2: Social Opportunity

Aim:

- ✓ Facilitate social opportunities within the region and assist member Councils to achieve their social outcomes

KRA3: Economic Development

Aim:

- ✓ Facilitate the sustainable economic development of the region

KRA 4: Good Governance

Aim:

- ✓ Assist the good governance of member Councils and ensure that EMRC is a responsive, progressive and responsible organisation.





12. Key Result Area 1 Environmental Sustainability

OBJECTIVE

1.1 To provide sustainable waste disposal operations

Minimise the environmental impact of waste management operations

Key Actions	Budget	14/15	15/16	16/17	17/18	18/19
Leachate Project	Cap	✓	✓			
Construct leachate ponds	Cap	✓	✓			
Construct storm water ponds	Cap	✓		✓	✓	✓
Construct Roads / Carparks – Red Hill	Cap	✓	✓	✓	✓	✓
Construct Access Roads to Lots 8,9 & 10	Cap		✓			
Construct Perimeter fencing	Cap	✓				
Responsible:	Waste Engineering / Environmental Operations					

Provide a waste disposal service at Red Hill Waste Management Facility

Key Actions	Budget	14/15	15/16	16/17	17/18	18/19
Review and update Red Hill Development Plan	Op	✓	✓	✓	✓	✓
Operate Red Hill Waste Management Facility	Op	✓	✓	✓	✓	✓
Construct Class III Cell Stage 14	Cap	✓				
Construct Class III Cell Stage 15	Cap	✓				
Construct Class III Farm Stage 3	Cap	✓	✓			
Design and Construct Class IV Cell Stage 2	Cap	✓				
Relocate Greenwaste processing area	Cap	✓				
Responsible:	Waste Engineering / Waste Operations					



Develop Hazelmere Resource Recovery Park

Key Actions	Budget	14/15	15/16	16/17	17/18	18/19
Review and update Hazelmere Development Plan	Op	✓	✓	✓	✓	✓
Continue Woodwaste Recycling Operations	Op	✓	✓	✓	✓	✓
Continue Mattress Recycling Operations	Op	✓	✓	✓	✓	✓
Purchase Land	Cap	✓		✓		
Construct Hardstand Road	Cap	✓				
Construct and commission C&I Building	Cap	✓				
Purchase C&I Building Plant & Equipment	Cap	✓				
Construct and commission Wood Waste to Energy Building	Cap	✓				
Purchase Wood Waste to Energy Plant & Equipment	Cap	✓				
Construct and commission Community Transfer Station	Cap		✓	✓		
Construct and commission Administration Office	Cap		✓	✓		
Construct and commission Community Reuse Store	Cap		✓	✓		
Construct and commission Materials Recovery Facility (MRF)	Cap			✓		
Purchase MRF Plant & Equipment	Cap		✓	✓		
Construct and commission Weighbridge	Cap	✓				
Construct and commission site infrastructure	Cap	✓	✓			
Purchase Transfer Station Plant & Equipment	Cap		✓			
Responsible:	Resource Recovery					



OBJECTIVE

1.2 To improve regional waste management

Continue the Waste Education Program and align this to new operations and resource recovery

Key Actions	Budget	14/15	15/16	16/17	17/18	18/19
Implement priority projects (refer the Waste Education Strategy)	Op	✓	✓	✓	✓	✓
Review Waste Education Strategy	Op		✓			
Promote and co-ordinate Red Hill Education Tours	Op	✓	✓	✓	✓	✓
Responsible:	Resource Recovery					

Operate member councils' waste transfer stations where applicable

Key Actions	Budget	14/15	15/16	16/17	17/18	18/19
Operate Coppin Road Transfer Station	Op	✓	✓	✓	✓	✓
Operate Mathieson Road Transfer Station	Op	✓	✓	✓	✓	✓
Responsible:	Waste Operations					

Provide a Waste Management Advisory Service

Key Actions	Budget	14/15	15/16	16/17	17/18	18/19
Rehabilitate former landfill cells	Op	✓	✓	✓	✓	✓
Monitor environmental impacts from waste management operations and ensure all environmental legislative requirements are met	Op	✓	✓	✓	✓	✓
Undertake contaminate sites investigations	Op	✓	✓	✓	✓	✓
Responsible:	Waste Environmental Operations					



OBJECTIVE

1.3 To provide resource recovery and recycling solutions in partnership with member councils

Establish a Resource Recovery Facility (RRF)

Key Actions	Budget	14/15	15/16	16/17	17/18	18/19
Administer RRF Construction Contract	Op		✓	✓		
Construct and commission the RRF Building	Cap		✓	✓	✓	
Purchase RRF Plant & Equipment	Cap			✓	✓	✓
Responsible:	Resource Recovery					

Identify and develop resource recovery products and markets in order to reduce waste going to landfill

Key Actions	Budget	14/15	15/16	16/17	17/18	18/19
Develop and implement programs to increase sales of Red Hill by-products	Op	✓	✓	✓	✓	✓
Develop and implement programs to increase sales of Hazelmere by-products	Op	✓	✓	✓	✓	✓
Review and update product marketing plan	Op	✓	✓	✓	✓	✓
Responsible:	Waste Services					



OBJECTIVE

1.4 To investigate leading edge waste management practices

Undertake research into Integrated Waste Management

Key Actions	Budget	14/15	15/16	16/17	17/18	18/19
Undertake Resource Recovery Project Study Tour of Australian and other facilities	Op	✓	✓	✓	✓	✓
Responsible:	Resource Recovery					

1.4.2 Provide leadership in the development of waste policy and practices

Key Actions	Budget	14/15	15/16	16/17	17/18	18/19
Undertake initiatives and projects in partnership with Regional Waste Education Steering Group	Op	✓	✓	✓	✓	✓
Responsible:	Resource Recovery					

OBJECTIVE

1.5 To contribute towards improved regional air, water and land quality and regional biodiversity conservation

Implement the Regional Environmental Strategy 2011-2016

Key Actions	Budget	14/15	15/16	16/17	17/18	18/19
Implement priority projects (refer Regional Environmental Strategy)	Op	✓	✓	✓	✓	✓
Responsible:	Environmental Services					

Implement the Eastern Hills Catchment Management Program (EHCMP)

Key Actions	Budget	14/15	15/16	16/17	17/18	18/19
Implement priority initiatives (refer EHCMP)	Op	✓	✓	✓	✓	✓
Responsible:	Environmental Services					



Implement the Water Campaign

Key Actions	Budget	14/15	15/16	16/17	17/18	18/19
Implement the Water Campaign for EMRC and participating member Councils	Op	✓	✓	✓	✓	✓
Responsible:	Environmental Services					

Identify, investigate and develop new environmental and sustainability opportunities

Key Actions	Budget	14/15	15/16	16/17	17/18	18/19
Implement the Community Energy Efficiency Program (CEEP)	Op	✓	✓			
Responsible:	Environmental Services					

OBJECTIVE

1.6 To address climate change issues within the Region

Implement the ACER Program

Key Actions	Budget	14/15	15/16	16/17	17/18	18/19
Implement the ACER Program for EMRC and participating member Councils	Op	✓	✓	✓	✓	✓
Responsible:	Environmental Services					

Implement the Regional Climate Change Adaptation Action Plan

Key Actions	Budget	14/15	15/16	16/17	17/18	18/19
Implement priority actions (refer RCCAAP)	Op	✓	✓	✓	✓	✓
Responsible:	Environmental Services					



13. Key Result Area 2 Social Opportunities

OBJECTIVE

2.1 To facilitate regional cultural and recreational activities

Continue the coordination of regional events

Key Actions	Budget	14/15	15/16	16/17	17/18	18/19
Co-ordinate the Avon Descent Family Fun Days	Op	✓	✓	✓	✓	✓
Co-ordinate the Perth's Autumn Festival	Op	✓	✓	✓	✓	✓
Administer the Perth Tourism.com.au regional tourism website	Op	✓	✓	✓	✓	✓
Responsible:	Regional Development					

Implement the Swan and Helena Rivers Framework

Key Actions	Budget	14/15	15/16	16/17	17/18	18/19
Implement priority projects (refer SHRMF)	Op	✓	✓	✓	✓	✓
Responsible:	Environmental Services					



14. Key Result Area 3 Economic Development

OBJECTIVE:

3.1 To facilitate increased investment in regional infrastructure

Continue the implementation of the Regional Integrated Transport Strategy

Key Actions	Budget	14/15	15/16	16/17	17/18	18/19
Implement priority projects (refer RITS)	Op	✓	✓	✓	✓	✓
Implement priority TravelSmart initiatives (refer TravelSmart Program)	Op	✓	✓	✓	✓	✓
Responsible:	Regional Development					

OBJECTIVE:

3.2 To facilitate regional economic development activities

Implement the Regional Economic Development Strategy 2010 - 2015

Key Actions	Budget	14/15	15/16	16/17	17/18	18/19
Implement priority projects (refer REDS)	Op	✓	✓	✓	✓	✓
Provide regional tools (REMPPLAN, Profile ID, Atlas ID)	Op	✓	✓	✓	✓	✓
Responsible:	Regional Development					

Identify and investigate strategic regional development project and investment opportunities

Key Actions	Budget	14/15	15/16	16/17	17/18	18/19
Implement priority actions from the Regional Digital Strategy	Op	✓	✓	✓	✓	✓
Responsible:	Regional Development					



15. Key Result Area 4 Good Governance

OBJECTIVE

4.1 To provide advice and advocacy on issues affecting Perth's Eastern Region

Implement the Regional Advocacy Strategy 2013-2016

Key Actions	Budget	14/15	15/16	16/17	17/18	18/19
Facilitate meetings and discussions with key stakeholders including state and federal politicians for investment into Perth's Eastern Region	Op	✓	✓	✓	✓	✓
Responsible:	Chief Executive Officer					

OBJECTIVE

4.2 To manage partnerships and relationships with stakeholders

Continue to foster and enhance relationships with member councils

Key Actions	Budget	14/15	15/16	16/17	17/18	18/19
Implement biennial Stakeholder Perception Survey	Op	✓		✓		✓
Co-ordinate EMRC's Community Grants Program	Op	✓	✓	✓	✓	✓
Produce EMRC's Annual Report	Op	✓	✓	✓	✓	✓
Responsible:	Marketing and Communications					

Continue to foster and enhance relationships with stakeholders including government agencies and business groups

Key Actions	Budget	14/15	15/16	16/17	17/18	18/19
Hold Stakeholders' Dinner / Cocktail Function	Op	✓	✓	✓	✓	✓
Responsible:	Chief Executive Officer					



Review and implement the Marketing and Communications Plan

Key Actions	Budget	14/15	15/16	16/17	17/18	18/19
Implement priority initiatives (refer Marketing and Communications Plan)	Op	✓	✓	✓	✓	✓
Responsible:	Marketing and Communications					

OBJECTIVE

4.3 To provide responsible and accountable governance and management of the EMRC

Implement EMRC's Integrated Planning Framework

Key Actions	Budget	14/15	15/16	16/17	17/18	18/19
Review the 10 Year Strategic Plan	Op			✓		
Review the Corporate Business Plan	Op	✓	✓	✓	✓	✓
Responsible:	Organisational Development					

Continue to improve organisational governance

Key Actions	Budget	14/15	15/16	16/17	17/18	18/19
Review and update Policies and Management Guidelines, as required	Op	✓	✓	✓	✓	✓
Review and update the Records Keeping Plan	Op	✓				
Co-ordinate Council and Committee elections	Op		✓		✓	
Responsible:	Administration and Compliance					

Develop and implement a Risk Management Plan

Key Actions	Budget	14/15	15/16	16/17	17/18	18/19
Implement priority actions (refer Safety Management Plan)	Op	✓	✓	✓	✓	✓
Responsible:	Risk Services					



Review and implement the Disability Access and Inclusion Plan

Key Actions	Budget	14/15	15/16	16/17	17/18	18/19
Implement priority actions (refer DAIP)	Op	✓	✓	✓	✓	✓
Responsible:	Risk Services					

OBJECTIVE

4.4 To continue to improve financial and asset management practices

Develop and review long term financial plans

Key Actions	Budget	14/15	15/16	16/17	17/18	18/19
Review the 10 year Financial Plan	Op	✓	✓	✓	✓	✓
Monitor and review financial investment portfolio	Op	✓	✓	✓	✓	✓
Responsible:	Finance Services					

Develop and implement an Asset Management Plan

Key Actions	Budget	14/15	15/16	16/17	17/18	18/19
Purchase and replace plant and equipment (Red Hill)	Cap	✓	✓	✓	✓	✓
Purchase and replace vehicles (Red Hill)	Cap	✓	✓	✓	✓	✓
Responsible:	Waste Services					
Purchase and replace Corporate fleet	Cap	✓	✓	✓	✓	✓
Responsible:	Administration and Compliance					



Review and implement the Strategic IT Plan

Key Actions	Budget	14/15	15/16	16/17	17/18	18/19
Implement Priority Projects (refer Strategic IT Plan)	Cap	✓	✓	✓	✓	✓
Responsible:	Information Services					

OBJECTIVE

4.5 To improve organisational culture, health, welfare and safety

Develop and implement a Workforce Plan

Key Actions	Budget	14/15	15/16	16/17	17/18	18/19
Implement priority projects (refer Workforce Plan)	Op	✓	✓	✓	✓	✓
Responsible:	Human Resources					

Review and implement the Safety Management Plan

Key Actions	Budget	14/15	15/16	16/17	17/18	18/19
Review the Business Continuity Plan	Op	✓	✓	✓	✓	✓
Co-ordinate Health Promotion Program	Op	✓	✓	✓	✓	✓
Implement actions from the Risk Management Steering Group	Op	✓	✓	✓	✓	✓
Responsible:	Risk Services					



16. Reporting & Review

1.5 Reporting

It is intended to provide periodic reports to Council against the Corporate Business Plan.

The *Local Government (Administration) Regulations 1996* (the Regulations) in relation to reporting states:

19CA. Annual reports to contain information on strategic community plans and corporate business plans — s. 5.53(2)(i)

- 1) This regulation has effect for the purposes of section 5.53(2)(i).
- 2) If a modification is made during a financial year to a local government's strategic community plan, the annual report of the local government for the financial year is to contain information about that modification.
- 3) If a significant modification is made during a financial year to a local government's corporate business plan, the annual report of the local government for the financial year is to contain information about that significant modification.

Therefore EMRC will also provide a report against the Corporate Plan through its Annual Report.

1.6 Reviewing

The Corporate Business Plan will be reviewed annually in accordance with current legislation

Any significant modifications will be reported through the Annual Report



17. Appendix One - Strategic High Level Plans

DOCUMENT	DESCRIPTION
Asset Management Plan	This plan will be developed to define current levels of service and the processes used to manage each of EMRC's asset classes.
Business Continuity Plan	This Plan outlines the key steps to be taken by the EMRC to respond to and recover from a disaster.
Disability Access and Inclusion Plan	This plan ensures that EMRC's facilities, services and events are open, available and accessible to everyone regardless of ability, ethnicity, gender, age or any other perceived difference.
Establishment Agreement	This document was signed by all EMRC member Councils in 1998 replacing the Constitution on which the EMRC was founded in 1983.
Hazelmere Resource Recovery Park - Project Plan	This plan guides the effective development of the Hazelmere Resource Recovery Park.
Local Government Act 1995	The principal legislative instrument which sets out the legislative framework for local governments in Western Australia
Long Term Financial Plan	The 10 year financial plan enables delivery of projects and services
Marketing & Communications Plan	This document outlines the marketing and communications activities to assist the organisation in achieving strategic objectives.
Record Keeping Plan	This document ensures that EMRC records are created, managed and maintained in accordance with the <i>State Records Act 2000</i> .
Red Hill Development Plan	The Red Hill Development Plan indicates infrastructure requirements for the ongoing development of the Red Hill Waste Management Facility.
Regional Advocacy Strategy	The strategy builds capacity within EMRC and its member Councils to attract an increased share of benefits and services to Perth's Eastern Region through a framework that delivers effective regional advocacy campaigns.
Regional Climate Change Adaptation Action Plan	This plan details actions for member councils and EMRC to undertake, in order to maximise any opportunities and reduce or eliminate the risks to the community as a result of climate change.
Regional Economic Development Strategy	This strategy supports sustainable economic growth, increased investment and industry attraction within Perth's Eastern Region.
Regional Digital Strategy	The strategy is aimed at strengthening and diversifying the economy through the uptake of digital technologies and contributing to business viability and competitiveness.
Regional Environmental Strategy	The Regional Environmental Strategy seeks to ensure a sustainable approach for the future development, protection and management of Perth's Eastern Region.



DOCUMENT	DESCRIPTION
Regional Integrated Transport Strategy	This strategy guides the creation of a transport network in Perth's Eastern Region that is efficient, safe and integrates all modes of transport.
TravelSmart Program	This Program is an element of RITS and has been developed to promote and increase use of public transport, and sustainable and active methods of transport.
Resource Recovery Project Study	This study investigates the introduction of resource recovery to the region.
Safety Management Plan	This plan provides a framework for protection of EMRC staff and property, and other people who may interface with EMRC operations.
Strategic Waste Management Plan	The Strategic Waste Management Plan provides a regional approach to waste management.
Strategic IT Plan	This document outlines the Information Technology infrastructure requirements for the EMRC.
Swan and Helena Rivers Management Framework	This plan articulates principles to assist in the effective management of the Swan and Helena Rivers.
Workforce Plan	This plan enables the EMRC to ensure that it has a workforce capable of delivering organisational objectives now and in the future.



18. Appendix Two - Abbreviations

ABBREVIATION	EXPLANATION
ABR	Australian Business Register used for engaging with local businesses
OP	Operating Expenditure
CAP	Capital Expenditure
DAIP	Disability Access and Inclusion Plan
EHCMP	Eastern Hills Catchment Management Program
EMRC	Eastern Metropolitan Regional Council
FTE	Full Time Equivalent (used to describe staffing levels)
IT	Information Technology
LCCAAP	Local Climate Change Adaption Action Plan
RCCAAP	Regional Climate Change Adaption Action Plan
REDS	Regional Economic Development Strategy
RITS	Regional Integrated Transport Strategy
RRF	Resource Recovery Facility
SHRMF	Swan and Helena Rivers Management Framework



For further information please contact:

The Eastern Metropolitan Regional Council
226 Great Eastern Highway, Belmont WA 6104
Phone: 9424 2222

THIS PLAN IS AVAILABLE IN ALTERNATIVE FORMATS



11.2 EASTERN METROPOLITAN REGIONAL COUNCIL (EMRC) 2014/2015 DRAFT ANNUAL BUDGET

REFERENCE: D2014/05932 (AC) – D2014/06853

PURPOSE OF REPORT

To present the 2014/2015 Draft Annual Budget for Council adoption.

KEY ISSUES AND RECOMMENDATION(S)

- The 2014/2015 Draft Annual Budget has been prepared using the Ten Year Financial Plan 2014/2015 - 2023/2024 that has been reviewed and adjusted to take into consideration forecast financial results for 2013/2014, budget provisions from 2013/2014 required to be carried forward into the 2014/2015 Budget, the draft 2014/2015 fees and charges relating to Waste Management, Environmental Services and Regional Development and, other variations and adjustments as outlined within the report.

AC RESOLUTION(S)

That:

1. The Audit Committee endorses the EMRC 2014/2015 Annual Budget.
2. The EMRC 2014/2015 Annual Budget be referred to Council for adoption at its 19 June 2014 meeting.

AC RECOMMENDATION(S)

That:

1. Council, by absolute majority, in accordance with section 6.2(1) of the Local Government Act 1995 and Local Government (Financial Management) Regulations 1996, adopts the EMRC 2014/2015 Annual Budget and supporting schedules which have been prepared in compliance with the Australian Accounting Standards.
2. For the 2014/2015 financial year a material variance percentage of 10% of the appropriate base, and dollar value of \$10,000, whichever is the greater, be adopted for reporting variances in the statements of financial activity.
3. In accordance with Regulation 33 of the Local Government (Financial Management) Regulations 1996, a copy of the 2014/2015 Annual Budget be submitted to the Departmental CEO, Department of Local Government and Communities, within 30 days of its adoption by Council.

SOURCE OF REPORT

Director Corporate Services
Manager Financial Services

BACKGROUND

Section 6.2(2) of the *Local Government Act 1995* states "In the preparation of the annual budget the local government is to have regard to the contents of the plan for the future of the district made in accordance with section 5.56".



Item 11.2 continued

EMRC's Strategic Community Plan titled *EMRC 2022 - 10 Year Strategic Plan*, adopted by Council on 6 December 2012 (Ref: DMDOC/172950) and the Corporate Business Plan 2013/14 to 2017/18 (Ref: D2014/05018), considered as part of this Council Agenda, together constitute the EMRC's 'Plan for the Future' in accordance with *section 5.56 of the Local Government Act 1995*. From 30 June 2013 onwards, both must be taken into account in budget preparations.

The 2014/2015 Annual Budget draws from the priorities as identified in the EMRC's 'Plan for the Future'.

As part of the budget preparation process, financial forecasts within the EMRC's Ten Year Financial Plan are regularly reviewed in order to provide an indicative forecast of the EMRC's ten year financial position.

The revised plan includes key assumptions which provide the framework for the 2014/2015 budget and includes fees and charges for Waste Management, Regional Development and Environmental Services and project funding for Regional Development and Environmental Services.

Annual budget review meetings were undertaken by the Executive Management Team initially on 8 April 2014 and again during the period 29 April to 2 May 2014.

The 2014/2015 Schedule of Fees and Charges for Waste Management was presented to Council at its meeting dated 22 May 2014 (Ref: D2014/05714) where it was resolved as follows:

"THAT THE DRAFT SCHEDULE OF FEES AND CHARGES, FORMING THE ATTACHMENT TO THIS REPORT, BE USED IN DEVELOPING THE 2014/2015 DRAFT BUDGET."

The Regional Services Consulting Rates 2014/2015 and Miscellaneous Administration Fees were presented to Council at its meeting dated 17 April 2014 (Ref: D2014/04070) where it was resolved as follows:

"THAT THE PROPOSED 2014/2015 REGIONAL SERVICES CONSULTING RATES AND ADMINISTRATION FEES AND CHARGES, FORMING ATTACHMENT 1 AND 2 TO THIS REPORT, BE UTILISED IN DEVELOPING THE DRAFT BUDGET FOR 2014/2015."

The EMRC's Ten Year Financial Plan tonnage forecasts are reviewed regularly and have been used to derive forecast income and expenditure for the Red Hill Waste Management Facility and Hazelmere Recycling Facility. These tonnages are included within the budget document (refer attachment, page 42 of 83).

All business units have developed detailed financial estimates for 2014/2015 to 2023/2024. These estimates have been entered into the EMRC's financial management system to produce the ten year financial forecasts.

As the EMRC will not commence the process of preparing its Annual Financial Statements for 2013/2014 until July 2014, the forecast results for 2013/2014 have been used as a basis for the finalisation of the 2014/2015 Budget.

REPORT

In producing the 2014/2015 Budget, the EMRC's Ten Year Financial Plan has been reviewed and adjusted to take into consideration the following:

- Forecast financial results for 2013/2014; and
- Budget provisions from 2013/2014 required to be carried forward into the 2014/2015 Budget.

The budgeted 2014/2015 Net Result from operations of \$6,993,473 has decreased from a budgeted surplus in 2013/2014 of \$11,944,111 and a forecast surplus in 2013/2014 of \$8,754,914.



Item 11.2 continued

The major variance to the 2013/2014 forecast is attributable to lower budgeted tonnages for 2014/2015 compared to the 2013/2014 tonnage forecasts, an increase in depreciation expenses resulting from the proposed capital expenditure during 2014/2015 and an increase in salary expenses for which full budget provisions have been allowed for new and vacant positions.

Also contributing to the variance is a \$450,000 budget provision for the evaluation of the Resource Recovery Park options. The bulk of this expenditure relates to the Hazelmere Wood Waste to Energy project.

Key Budget Assumptions

The following key assumptions have been used in development of the Ten Year Financial Plan and the 2014/2015 Budget:

- An increase of \$3.00 per tonne (ex GST) for 2014/2015 in the member Council base waste disposal charge;
- An increase of \$0.50 per tonne (ex GST) for 2014/2015 in the Comprehensive Waste Education Strategy (CWES);
- An annual increase of \$2.00 per tonne (ex GST) for 2014/2015 for member Councils in the Secondary Waste charge per Council resolution at its 2 June 1999 meeting (Ref: TAC Item 3.1);
- No increase in the State Government Landfill Levy for the period 1 July 2014 - 31 December 2014;
- An increase of \$27.00 per tonne (ex GST) from \$28 per tonne to \$55 per tonne effective from 1 January 2015 for the State Government Landfill Levy;
- No change in the Carbon Price for 2014/2015;
- An increase of \$5.50 (ex GST) per tonne for 2014/2015 in the Non-Member Local Government charge;
- An increase of \$5.46 (ex GST) per tonne for 2014/2015 in the Commercial Waste Disposal charge;
- A 2.15% - 2.86% increase in Environmental Services and Regional Development member Council consulting rates for 2014/2015;
- A 10% increase in Insurance Premiums for 2014/2015;
- A 10% increase in Fuel costs for 2014/2015;
- The interest rate for term deposit investments for the 2014/2015 financial year is budgeted at 3.28% per annum; and
- The funding for Regional Development and Environmental Services projects is based on the schedules used in the Regional Services Funding Summary 2014/2015 - 2017/2018 presented to Council at its meeting held on 5 December 2013 (Ref: D2013/00628).

Investments

Investments are accounted for in accordance to *AASB139 Financial Investments: Recognition and Measurement* and are classified as financial assets at fair value through profit and loss. Investments are recognised at their fair value on a marked to market basis. As their market value is only determinable on the day of valuation, it is not possible to provide for the movement in values within the context of the budget.

Unrealised gains or losses represent a fair market value measurement of the financial instruments during the period in which they are held. It should be noted that actual gains or losses on financial instruments will not be realised until such time as the individual investments are sold. Accordingly, unrealised gains or losses from changes in value of investments are not budgeted.



Item 11.2 continued

Tonnages - (page 42 of 83)

Budgeted total tonnages for 2014/2015 of 295,639 tonnes is below the 2013/2014 end of year forecast of 302,601 tonnes.

Class IV and Class V tonnages have been budgeted at 3,000 tonnes for 2014/2015 compared with a 2013/2014 budget of 5,000 tonnes. This budget provision represents the average historical base tonnages for Class IV waste in the absence of specific contracts being in place.

	Actual 2010/2011	Actual 2011/2012	Actual 2012/2013	Forecast 2013/2014	Budget 2014/2015
Class II & III	278,200	345,979	360,231	287,939	277,667
Class IV & V	5,232	3,630	2,583	0	3,000
Greenwaste	13,192	13,225	13,690	14,662	14,971
Total	296,624	362,834	376,504	302,601	295,638

Disposal Fees and Charges - (pages 31-38 of 83)

The member Council disposal charge for Class III waste has increased from \$115.45 (ex. GST) to \$120.95 (ex. GST). This increase of \$5.50 per tonne (ex. GST) is attributable to a \$2.00 per tonne increase in the Secondary Waste Reserve, a \$3.00 per tonne increase in the general disposal charge and a \$0.50 increase in the CWES levy.

From 1 January 2015 the member Council disposal charge for Class III waste will increase by \$27.00 from \$120.95 (ex. GST) to \$147.95 (ex. GST) due to the State Government Landfill Levy increasing by \$27.00 per tonne to \$55.00 per tonne. This increase also applies to all Waste Management Fees & Charges which include the State Government Landfill Levy.

Secondary Waste Levy

The member Council contribution to the Secondary Waste Reserve has increased to \$30.00 per tonne (ex. GST), a \$2.00 per tonne (ex. GST) increase over the 2013/2014 contribution. This was previously resolved by Council at its 2 June 1999 meeting (Ref: TAC Item 3.1).

A summary of income generated from the secondary waste levy is provided in the following table:

	Actual 2010/2011	Actual 2011/2012	Actual 2012/2013	Forecast 2013/2014	Budget 2014/2015
Class III	\$4,359,912	\$5,178,928	\$5,428,813	\$5,039,870	\$5,147,437
Class IV	N/A	N/A	N/A	N/A	N/A
Total	\$4,359,912	\$5,178,928	\$5,428,813	\$5,039,870	\$5,147,437

Consulting Fees - (pages 39 of 83)

The Draft 2014/2015 Regional Services (Regional Development and Environmental Services) consulting fees were accepted by Council at its meeting held on 17 April 2014 (Ref: D2014/04070) for use in developing the draft budget for 2014/2015.

An increase of 2.15% - 2.86% for the Environmental Services and Regional Development member Council consulting rates for 2014/2015 have been proposed for 2014/2015.



Item 11.2 continued

Statement of Comprehensive Income - (pages 2-4 of 83)

The Statement of Comprehensive Income provides a “normal operating result” before “other revenues and expenses”.

The “Normal Operating Result” has been calculated by removing the impact of the Secondary Waste Levy income, Resource Recovery expenditure and capital revenues and expenses and thus provides a better indication of underlying operating performance.

The proposed “Normal Operating Result” of \$2,301,133 surplus for 2014/2015 compares with a budgeted surplus of \$5,855,241 for 2013/2014 and a forecast surplus of \$3,139,678 for 2013/2014. As outlined earlier in this report, the variance in budgeted normal operating result year on year is attributable to lower budgeted tonnages for 2014/2015 compared to the 2013/2014 tonnage forecasts, an increase in depreciation expenses resulting from the proposed capital expenditure during 2014/2015 and an increase in salary expenses for which full budget provisions have been allowed for new and vacant positions.

The “Net Result” includes Secondary Waste Disposal Charge Income and is also dependent on the volumes of Commercial Class III and Class IV Waste accepted at the Red Hill Waste Management Facility.

The budgeted “Net Result” is a surplus of \$6,993,473 for 2014/2015 compared with a budgeted surplus of \$11,944,111 for 2013/2014 and a forecast surplus of \$8,754,914 for 2013/2014.

Also provided is a Statement of Comprehensive Income by Local Government Program.

Staffing Levels

As part of the budget development, nine (9) new positions have been identified:

- Waste Services - Trade Assistant Labourer required at the Hazelmere site to carry out maintenance on the wood waste grinder and other machinery as well assisting with regrinding of wood chip.
- Waste Services - Supervisor (Wood Waste to Energy Plant). Initial staffing of the Wood Waste to Energy Plant which is scheduled to be commissioned in approximately April 2015.
- Waste Services - 4 x Operators (Wood Waste to Energy Plant). Initial staffing of the Wood Waste to Energy Plant which is scheduled to be commissioned in approximately April 2015.
- Waste Services - 2 x Maintenance Workers (Wood Waste to Energy Plant). Initial staffing of the Wood Waste to Energy Plant which is scheduled to be commissioned in approximately April 2015.
- Waste Services - 1 x Plant Engineer (Wood Waste to Energy Plant). Initial staffing of the Wood Waste to Energy Plant which is scheduled to be commissioned in approximately April 2015.

Capital Works - (pages 75-83 of 83)

The total proposed Capital Works expenditure for 2014/2015 is \$30,410,929 which includes \$6,135,000 for the Wood Waste to Energy Plant and Equipment and carried forward capital expenditure of \$10,025,589. This compares with 2013/2014 budgeted expenditure of \$15,471,081.

Major capital expenditure items for 2014/2015 include:

- | | |
|---|-------------|
| • Resource Recovery Park - Wood Waste to Energy Plant and Equipment | \$6,135,000 |
| • Construction of Class III Cells (Stage 15) - Red Hill Waste Management facility. | \$5,010,000 |
| • Resource Recovery Park - C & I Building and Plant (\$550,000 carried forward from 2013/2014). | \$3,250,000 |



Item 11.2 continued

• Purchase/Replace Plant - Hazelmere (\$865,000 carried forward from 2013/2014).	\$2,850,000
• Purchase/Replace Plant - Red Hill Waste Management Facility (\$1,334,000 carried forward from 2013/2014)	\$2,103,000
• Resource Recovery Park - Site Infrastructure (\$750,000 carried forward from 2013/2014).	\$1,190,000
• Part construction of Class III Cell (Farm Stage 3) - Red Hill Waste Management Facility (Construction to be undertaken 2014/2015 - 2015/2016)	\$1,100,000
• Leachate Project - Red Hill Waste Management Facility.	\$1,000,000
• Purchase Land - Resource Recovery Park, Hazelmere.	\$1,000,000
• Construction of Class III Cells (Stage 14) - Red Hill Waste Management Facility (\$960,000 carried forward from 2013/2014).	\$960,000
• Relocate Greenwaste Processing area - Red Hill Waste Management Facility (\$350,000 carried forward from 2013/2014).	\$820,000
• Purchase Information Technology and Communications Equipment - Ascot Place (\$360,000 carried forward from 2013/2014).	\$719,650
• Resource Recovery Park - Wood Waste to Energy Building (\$250,000 carried forward from 2013/2014).	\$625,000
• Construct Roads/Carparks - Red Hill Waste Management Facility (\$250,000 carried forward from 2013/2014).	\$500,000
• Design and Construct Class IV Cell Stage 2 (Improvements) - Red Hill Waste Management Facility.	\$400,000
• Construction of a Nutrient Stripping Pond - Red Hill Waste Management Facility (\$110,000 carried forward from 2013/2014).	\$286,000
• Purchase/Replace Other Equipment - Red Hill Waste Management Facility (\$50,000 carried forward from 2013/2014).	\$266,000
• Capital Improvements - Ascot Place Administration Building.	\$260,000
• Replacement of Vehicles - Ascot Place.	\$233,978
• Construct Hardstand and Road - Hazelmere (\$202,175 carried forward from 2013/2014).	\$224,000
• Construction of a Siltation Pond - Red Hill Waste Management Facility (\$190,000 carried forward from 2013/2014).	\$200,000
• Purchase/Replace Minor Plant and Equipment - Red Hill Waste Management Facility (\$60,000 carried forward from 2013/2014).	\$165,000
• Resource Recovery Park - 2 x Weighbridges (\$150,000 carried forward from 2013/2014).	\$150,000
• Replacement of Vehicles - Red Hill Waste Management Facility.	\$117,869
• Construct Perimeter Fencing - Red Hill Waste Management Facility (\$100,000 carried forward from 2013/2014).	\$100,000
• Construction of a Stormwater Control Pond at Red Hill Farm - Red Hill Waste Management Facility (\$100,000 carried forward from 2013/2014).	\$100,000



Item 11.2 continued

Statement of Cash Flows - (page 6 of 83)

The format of the Statement of Cash Flows separates “*Normal Operating Activities*” from Resource Recovery activities.

The budgeted net cash provided by normal operating activities is \$9,381,602. This represents a decrease of \$2,999,642 when compared with the 2013/2014 budget and an increase of \$511,465 compared with the forecast position in 2013/2014.

Municipal Cash and Restricted Investments (Reserves) - (pages 7-10 of 83)

The cash and investments (Municipal and Restricted Investments) as at 30 June 2015 has been forecast to be \$42,901,978 compared with the forecast cash and investments for 2013/2014 of \$58,884,841.

The overall decrease in budgeted cash (Municipal and Restricted Investments) year on year is attributable to the capital expenditure exceeding the net budgeted cash flow from normal and other operating activities during the 2014/2015 financial year.

Approximately 75% of total cash and restricted investments budgeted for 30 June 2015 will be held in the Secondary Waste Reserve (\$32,217,168) to fund the development of a Resource Recovery Facility. Other restricted cash investments will be used to fund future capital works projects including:

- Major plant replacements at the Red Hill and Hazelmere Waste Management Facilities;
- Site rehabilitation at Red Hill Waste Management Facility; and
- Future Class III cell construction.

Reporting Requirements

It is a requirement of the *Local Government (Financial Management) Regulations 1996 - Regulation 34(5)* that a local government is to establish and adopt materiality levels either as a percentage and/or dollar value to be used in statements of financial activity for reporting variances.

Accounting Standard AAS 5 defines materiality in relation to information to mean that information which if omitted, misstated or not disclosed has the potential to adversely affect decisions or the discharge of accountability by management or the governing body of the entity.

The Standard also provides that an amount, which is equal to or greater than 10% of the appropriate base, may be presumed to be material, whilst an amount equal to or less than 5% of the appropriate base may be presumed not to be material unless there is evidence to the contrary.

In determining whether the variance amount of an item is material, the variance is to be compared with the corresponding budgeted revenue and expense amount to the end of the month to which the statement of financial activity relates.

Council adopted 10% as the percentage, and a dollar value of \$10,000, whichever is the greater to be used during the 2013/2014 financial year when reporting variances.

It is recommended that for the 2014/2015 financial year the materiality percentage of 10% and dollar value of \$10,000, whichever is the greater, be retained and adopted for reporting variances in the statements of financial activity.



Item 11.2 continued

STRATEGIC/POLICY IMPLICATIONS

Key Result Area 4 - Good Governance

- 4.3 To provide responsible and accountable governance and management of the EMRC
- 4.4 To continue to improve financial and asset management practices

FINANCIAL IMPLICATIONS

As detailed in the attachment to this report.

SUSTAINABILITY IMPLICATIONS

Nil

MEMBER COUNCIL IMPLICATIONS

Member Council	Implication Details
Town of Bassendean	} As per budget implications.
City of Bayswater	
City of Belmont	
Shire of Kalamunda	
Shire of Mundaring	
City of Swan	

ATTACHMENT(S)

Financial Statements - 2014/2015 Budget (Ref: D2014/06181)

VOTING REQUIREMENT

Absolute Majority

AC RESOLUTION(S)

That:

1. The Audit Committee endorses the EMRC 2014/2015 Annual Budget.
2. The EMRC 2014/2015 Annual Budget be referred to Council for adoption at its 19 June 2014 meeting.



Item 11.2 continued

The CEO provided a brief overview of the EMRC 2014/2015 budget process and discussion ensued.

AC RECOMMENDATION(S)

That:

1. Council, by absolute majority, in accordance with section 6.2(1) of the Local Government Act 1995 and Local Government (Financial Management) Regulations 1996, adopts the EMRC 2014/2015 Annual Budget and supporting schedules which have been prepared in compliance with the Australian Accounting Standards.
2. For the 2014/2015 financial year a material variance percentage of 10% of the appropriate base, and dollar value of \$10,000, whichever is the greater, be adopted for reporting variances in the statements of financial activity.
3. In accordance with Regulation 33 of the Local Government (Financial Management) Regulations 1996, a copy of the 2014/2015 Annual Budget be submitted to the Departmental CEO, Department of Local Government and Communities, within 30 days of its adoption by Council.

AC RESOLUTION(S)

MOVED CR PULE

SECONDED CR WOLFF

1. The Audit Committee endorses the EMRC 2014/2015 Annual Budget.
2. The EMRC 2014/2015 Annual Budget be referred to Council for adoption at its 19 June 2014 meeting.

CARRIED UNANIMOUSLY

AC RECOMMENDATION(S)

MOVED CR CORNISH

SECONDED CR PULE

That:

1. Council, by absolute majority, in accordance with section 6.2(1) of the Local Government Act 1995 and Local Government (Financial Management) Regulations 1996, adopts the EMRC 2014/2015 Annual Budget and supporting schedules which have been prepared in compliance with the Australian Accounting Standards.
2. For the 2014/2015 financial year a material variance percentage of 10% of the appropriate base, and dollar value of \$10,000, whichever is the greater, be adopted for reporting variances in the statements of financial activity.
3. In accordance with Regulation 33 of the Local Government (Financial Management) Regulations 1996, a copy of the 2014/2015 Annual Budget be submitted to the Departmental CEO, Department of Local Government and Communities, within 30 days of its adoption by Council.

CARRIED UNANIMOUSLY



Item 11.2 continued

COUNCIL RESOLUTION(S)

MOVED CR PULE

SECONDED CR ZANNINO

THAT:

1. COUNCIL, BY ABSOLUTE MAJORITY, IN ACCORDANCE WITH SECTION 6.2(1) OF THE LOCAL GOVERNMENT ACT 1995 AND LOCAL GOVERNMENT (FINANCIAL MANAGEMENT) REGULATIONS 1996, ADOPTS THE EMRC 2014/2015 ANNUAL BUDGET AND SUPPORTING SCHEDULES WHICH HAVE BEEN PREPARED IN COMPLIANCE WITH THE AUSTRALIAN ACCOUNTING STANDARDS.
2. FOR THE 2014/2015 FINANCIAL YEAR A MATERIAL VARIANCE PERCENTAGE OF 10% OF THE APPROPRIATE BASE, AND DOLLAR VALUE OF \$10,000, WHICHEVER IS THE GREATER, BE ADOPTED FOR REPORTING VARIANCES IN THE STATEMENTS OF FINANCIAL ACTIVITY.
3. IN ACCORDANCE WITH REGULATION 33 OF THE LOCAL GOVERNMENT (FINANCIAL MANAGEMENT) REGULATIONS 1996, A COPY OF THE 2014/2015 ANNUAL BUDGET BE SUBMITTED TO THE DEPARTMENTAL CEO, DEPARTMENT OF LOCAL GOVERNMENT, WITHIN 30 DAYS OF ITS ADOPTION BY COUNCIL.

CARRIED BY ABSOLUTE MAJORITY 12/0

FINANCIAL STATEMENTS

2014/2015 BUDGET

**STATEMENT OF COMPREHENSIVE INCOME
FOR THE YEAR ENDING 30 JUNE 2015**

	BUDGET 2013/2014 \$	FORECAST 2013/2014 \$	BUDGET 2014/2015 \$
REVENUE FROM ORDINARY ACTIVITIES			
User Charges	38,874,520	31,486,907	36,459,390
Special Charges	362,143	385,080	441,134
Contributions	724,646	647,517	660,878
Operating Grants	1,015,800	1,186,300	1,031,920
Interest Municipal Cash Investments	278,303	445,478	171,300
Reimbursements	886,567	893,164	789,589
Other	1,759,404	1,239,364	1,951,500
TOTAL REVENUE FROM ORDINARY ACTIVITIES	43,901,383	36,283,810	41,505,711
OPERATING EXPENSES FROM ORDINARY ACTIVITIES			
Salary Expenses	9,801,805	7,850,953	9,471,355
Contract Expenses	6,608,817	6,629,853	6,217,700
Material Expenses	1,146,270	1,139,931	1,115,211
Fuel Expenses	844,764	814,474	883,840
Utility Expenses	265,536	297,128	313,801
Insurance Expenses	281,030	288,278	340,079
Finance Fees and Interest Expenses	20,683	20,683	21,317
Provision Expenses	111,895	84,231	86,804
Miscellaneous Expenses	12,969,659	10,632,890	14,052,170
Depreciation Expenses	6,420,134	5,652,255	6,974,147
Costs Allocated	(424,451)	(266,543)	(271,844)
TOTAL OPERATING EXPENSES FROM ORDINARY ACTIVITIES	38,046,142	33,144,132	39,204,578
NORMAL OPERATING RESULT	5,855,241	3,139,678	2,301,133

**STATEMENT OF COMPREHENSIVE INCOME
FOR THE YEAR ENDING 30 JUNE 2015**

	BUDGET 2013/2014 \$	FORECAST 2013/2014 \$	BUDGET 2014/2015 \$
REVENUE FROM OTHER ACTIVITIES			
Secondary Waste Charge	5,690,727	5,039,870	5,147,437
Interest Restricted Cash Investments	1,547,814	1,690,843	1,450,386
Reimbursements	2,169	2,169	2,169
Proceeds from Sale of Assets	724,614	615,626	344,450
TOTAL REVENUE FROM OTHER ACTIVITIES	7,965,324	7,348,508	6,944,442
OPERATING EXPENSES FROM OTHER ACTIVITIES			
Salary Expenses	316,956	220,216	461,501
Contract Expenses	754,630	834,980	1,022,311
Material Expenses	14,550	14,850	13,150
Utility Expenses	2,500	2,500	7,500
Insurance Expenses	1,375	1,375	7,559
Miscellaneous Expenses	59,113	36,413	121,374
Depreciation Expenses	12,020	10,534	39,954
Costs Allocated	264,451	266,009	271,844
Carrying Amount of Assets Disposed Of	450,859	346,395	306,908
TOTAL OPERATING EXPENSES FROM OTHER ACTIVITIES	1,876,454	1,733,272	2,252,102
REALISED/ UNREALISED GAIN/(LOSS) FROM CHANGE IN FAIR VALUE OF INVESTMENTS			
Unrealised Gain/(Loss)	0	0	0
Realised Gain/(Loss)	0	0	0
TOTAL REALISED / UNREALISED GAIN/(LOSS)	0	0	0
NET RESULT	11,944,111	8,754,914	6,993,473

**STATEMENT OF COMPREHENSIVE INCOME BY PROGRAM
FOR THE YEAR ENDING 30 JUNE 2015**

	BUDGET 2013/2014 \$	FORECAST 2013/2014 \$	BUDGET 2014/2015 \$
REVENUE FROM ORDINARY ACTIVITIES			
General Purpose Funding	1,826,117	2,136,321	1,621,686
Governance	288,929	197,599	181,976
Community Amenities	47,461,992	39,052,412	44,828,844
Other Property and Services	1,565,055	1,630,361	1,473,197
TOTAL REVENUE FROM ORDINARY ACTIVITIES	51,142,093	43,016,693	48,105,703
EXPENSES FROM ORDINARY ACTIVITIES			
Governance	1,290,444	543,998	1,128,246
Community Amenities	32,610,956	29,545,901	33,564,579
Other Property and Services	5,570,337	4,441,111	6,456,947
TOTAL EXPENSES FROM ORDINARY ACTIVITIES	39,471,737	34,531,010	41,149,772
INCREASE / (DECREASE)	11,670,356	8,485,683	6,955,931
DISPOSAL OF ASSETS			
Proceeds from Sale of Assets	724,614	615,626	344,450
Less Carrying Amount of Assets Disposed Of	(450,859)	(346,395)	(306,908)
PROFIT / (LOSS) ON DISPOSALS	273,755	269,231	37,542
REALISED / UNREALISED GAIN / (LOSS) FROM CHANGE IN FAIR VALUE OF INVESTMENTS			
General Purpose Funding	0	0	0
TOTAL REALISED / UNREALISED GAIN / (LOSS)	0	0	0
NET RESULT	11,944,111	8,754,914	6,993,473

**STATEMENT OF FINANCIAL POSITION
AS AT 30 JUNE 2015**

	NOTE	BUDGET 2013/2014 \$	FORECAST 2013/2014 \$	BUDGET 2014/2015 \$
CURRENT ASSETS				
Cash and Cash Equivalents	4(i)	49,030,616	58,884,841	42,901,978
Investments		0	0	0
Trade and Other Receivables		2,930,193	3,552,486	3,552,486
Inventories		44,528	86,077	86,077
Other Assets		108,494	65,007	65,007
TOTAL CURRENT ASSETS		52,113,831	62,588,411	46,605,548
CURRENT LIABILITIES				
Trade and Other Payables		4,251,981	5,409,053	5,409,053
Provisions		1,207,298	1,230,929	1,257,708
TOTAL CURRENT LIABILITIES		5,459,279	6,639,982	6,666,761
NET CURRENT ASSETS		46,654,552	55,948,429	39,938,787
NON CURRENT ASSETS				
Land		16,037,526	16,391,456	17,391,456
Buildings		6,061,757	4,839,633	7,200,846
Structures		17,883,682	14,387,058	24,464,983
Plant		12,231,481	12,732,870	21,554,280
Equipment		2,496,575	1,000,475	1,786,300
Furniture and Fittings		204,711	177,358	220,904
Work in Progress		412,860	799,250	799,250
TOTAL NON CURRENT ASSETS		55,328,592	50,328,100	73,418,019
NON CURRENT LIABILITIES				
Provisions		5,012,198	4,925,394	5,012,198
TOTAL NON CURRENT LIABILITIES		5,012,198	4,925,394	5,012,198
NET ASSETS		96,970,946	101,351,135	108,344,608
EQUITY				
Accumulated Surplus		53,933,333	53,481,513	69,235,995
Reserves		46,171,260	47,869,622	39,108,613
TOTAL EQUITY		100,104,593	101,351,135	108,344,608

**STATEMENT OF CASH FLOWS
FOR THE YEAR ENDING 30 JUNE 2015**

	NOTE	BUDGET 2013/2014 \$	FORECAST 2013/2014 \$	BUDGET 2014/2015 \$
CASH FLOWS FROM NORMAL OPERATING				
Cash receipts in the course of normal operations		43,623,080	35,838,332	41,334,411
Cash payments in the course of normal operations		(31,520,139)	(27,413,673)	(32,124,109)
Interest receipts - Municipal Cash		278,303	445,478	171,300
Net Cash Provided by Normal Operating Activities	4(ii)	12,381,244	8,870,137	9,381,602
CASH FLOWS FROM OTHER OPERATING				
<u>Resource Recovery</u>				
Cash receipts from secondary waste charge		5,690,727	5,039,870	5,147,437
Cash receipts from resource recovery project		2,169	2,169	2,169
Cash payments for resource recovery project		(1,406,345)	(1,369,113)	(1,897,978)
Interest receipts - secondary waste restricted		1,336,231	1,417,194	1,188,032
<u>Other Activities</u>				
Interest receipts - other restricted investments		211,583	273,649	262,354
Net Cash Provided by Other Operating Activities	4(ii)	5,834,365	5,363,769	4,702,014
CASH FLOWS FROM INVESTING ACTIVITIES				
Cash receipts from sale of property, plant and		724,614	615,626	344,450
Cash payments for property, plant and equipment		(15,471,081)	(10,747,304)	(30,410,929)
Net Cash Provided by Investing Activities		(14,746,467)	(10,131,678)	(30,066,479)
CASH FLOWS FROM FINANCE ACTIVITIES				
Cash receipts from sale of investments		0	0	0
Net Cash Used in Financing Activities		0	0	0
SUMMARY OF CASH FLOWS				
Cash at the beginning of the year		45,561,474	54,782,613	58,884,841
Net Increase (Decrease) in Cash Held		3,469,142	4,102,228	(15,982,863)
Cash at the end of the year	4(i)	49,030,616	58,884,841	42,901,978

**BUDGETED STATEMENT OF CASH MOVEMENTS
FOR THE YEAR ENDING 30 JUNE 2015**

	NOTE	BUDGET 2013/2014 \$	FORECAST 2013/2014 \$	BUDGET 2014/2015 \$
Municipal Fund (Cash and Investment)				
Opening Balance		4,342,580	13,061,796	10,897,905
Transfer to Restricted Investments		(16,972,171)	(15,375,660)	(17,536,204)
Transfer from Restricted Investments		13,449,165	10,797,805	27,703,544
Transfer to/from Municipal Investments		0	0	0
Interest on Municipal Funds		278,303	445,478	171,300
Payments and Receipts		1,643,024	1,965,907	(17,604,549)
Movement in Accrued Interest		0	2,579	0
Closing Balance		2,740,901	10,897,905	3,631,996
Plant and Equipment Reserve				
Opening Balance		107,141	1,029,772	3,105,203
Transfer to Restricted Investments		4,279,353	4,338,395	1,988,288
Transfer from Restricted Investments		(4,385,850)	(2,339,850)	(4,857,000)
Interest on Restricted Investments		3,965	76,886	55,986
Closing Balance		4,609	3,105,203	292,477
Site Rehabilitation Reserve				
Opening Balance		1,889,978	1,664,322	1,798,686
Transfer to Restricted Investments		111,902	69,950	61,484
Transfer from Restricted Investments		0	0	0
Interest on Restricted Investments		69,950	64,414	61,014
Closing Balance		2,071,830	1,798,686	1,921,184
Future Development Reserve				
Opening Balance		280,812	234,694	243,591
Transfer to Restricted Investments		0	0	3,400,000
Transfer from Restricted Investments		(230,000)	0	0
Interest on Restricted Investments		10,393	8,897	63,883
Closing Balance		61,205	243,591	3,707,474
Environmental Monitoring Reserve				
Opening Balance		551,808	550,617	592,298
Transfer to Restricted Investments		0	20,423	20,170
Transfer from Restricted Investments		0	0	0
Interest on Restricted Investments		20,423	21,258	20,089
Closing Balance		572,231	592,298	632,557

**BUDGETED STATEMENT OF CASH MOVEMENTS
FOR THE YEAR ENDING 30 JUNE 2015**

	NOTE	BUDGET 2013/2014 \$	FORECAST 2013/2014 \$	BUDGET 2014/2015 \$
Environmental Insurance Reserve				
Opening Balance		168,770	168,280	133,711
Transfer to Restricted Investments		0	0	0
Transfer from Restricted Investments		(40,186)	(40,186)	(49,038)
Interest on Restricted Investments		6,246	5,617	3,641
Closing Balance		134,830	133,711	88,314
Risk Management Reserve				
Opening Balance		12,649	12,619	13,097
Transfer to Restricted Investments		0	0	0
Transfer from Restricted Investments		0	0	0
Interest on Restricted Investments		468	478	437
Closing Balance		13,117	13,097	13,534
Class IV Cell Reserve				
Opening Balance		440,104	439,250	515,495
Transfer to Restricted Investments		58,487	58,487	35,057
Transfer from Restricted Investments		0	0	(400,000)
Interest on Restricted Investments		16,289	17,758	11,206
Closing Balance		514,880	515,495	161,758
Regional Development Reserve				
Opening Balance		20,196	20,193	259,297
Transfer to Restricted Investments		1,005,000	1,005,000	720,000
Transfer from Restricted Investments		(1,013,113)	(771,093)	(978,743)
Interest on Restricted Investments		748	5,197	4,338
Closing Balance		12,831	259,297	4,892
Secondary Waste Reserve				
Opening Balance		36,103,620	35,964,254	40,230,462
Transfer to Restricted Investments		8,690,727	8,039,870	5,147,437
Transfer from Restricted Investments		(4,559,196)	(5,190,856)	(14,348,763)
Interest on Restricted Investments		1,336,231	1,417,194	1,188,032
Closing Balance		41,571,382	40,230,462	32,217,168

**BUDGETED STATEMENT OF CASH MOVEMENTS
FOR THE YEAR ENDING 30 JUNE 2015**

	NOTE	BUDGET 2013/2014 \$	FORECAST 2013/2014 \$	BUDGET 2014/2015 \$
Class III Cells Reserve				
Opening Balance		1,481,582	1,473,747	911,654
Transfer to Restricted Investments		2,826,702	1,843,535	6,144,012
Transfer from Restricted Investments		(3,215,000)	(2,450,000)	(7,070,000)
Interest on Restricted Investments		54,835	44,372	15,255
Closing Balance		1,148,119	911,654	921
Long Service Leave - Restricted Asset				
Opening Balance		699,858	698,261	718,798
Transfer to Restricted Investments		0	0	19,756
Transfer from Restricted Investments		(5,820)	(5,820)	0
Interest on Restricted Investments		25,902	26,357	24,300
Closing Balance		719,940	718,798	762,854
Building Refurbishment Reserve				
Opening Balance		63,862	63,714	66,129
Transfer to Restricted Investments		0	0	0
Transfer from Restricted Investments		0	0	0
Interest on Restricted Investments		2,364	2,415	2,205
Closing Balance		66,226	66,129	68,334
Cash and Investments at the end of the Year		49,632,101	59,486,326	43,503,463
<u>Less</u> Unrealised losses from change in fair value of investments		(601,485)	(601,485)	(601,485)
Cash and Investments as per Statement of Financial Position		49,030,616	58,884,841	42,901,978

**BUDGETED STATEMENT OF CASH MOVEMENTS
FOR THE YEAR ENDING 30 JUNE 2015**

	NOTE	BUDGET 2013/2014 \$	FORECAST 2013/2014 \$	BUDGET 2014/2015 \$
SUMMARY				
MUNICIPAL FUND (CASH AND INVESTMENTS)				
Opening Balance		4,342,580	13,061,796	10,897,905
Transfer to Restricted Investments		(16,972,171)	(15,375,660)	(17,536,204)
Transfer from Restricted Investments		13,449,165	10,797,805	27,703,544
Interest on Municipal Funds		278,303	445,478	171,300
Payments and Receipts		1,643,024	1,965,907	(17,604,549)
Movement in Accrued Interest		0	2,579	0
Closing Balance	4(i)	2,740,901	10,897,905	3,631,996
RESTRICTED INVESTMENTS				
Opening Balance		41,820,379	42,319,723	48,588,421
Transfer to Restricted Investments		16,972,171	15,375,660	17,536,204
Transfer from Restricted Investments		(13,449,165)	(10,797,805)	(27,703,544)
Interest on Restricted Investments		1,547,814	1,690,843	1,450,386
Closing Balance		46,891,200	48,588,421	39,871,467
Sub Total		49,632,101	59,486,326	43,503,463
<u>Less</u> Unrealised Losses from change in fair value of investments		(601,485)	(601,485)	(601,485)
Cash and Investments as per Statement of Financial Position		49,030,616	58,884,841	42,901,978

**NET CURRENT ASSETS CARRIED FORWARD
FOR THE YEAR ENDING 30 JUNE 2015**

	BUDGET 2013/2014 \$	FORECAST 2013/2014 \$	BUDGET 2014/2015 \$
NET CURRENT ASSETS REPRESENTED BY			
CURRENT ASSETS			
Cash at Bank - Unrestricted	2,740,901	10,897,905	3,631,996
Receivables	2,930,193	3,552,486	3,552,486
Inventory	44,528	86,077	86,077
Prepayments	108,494	65,007	65,007
	5,824,116	14,601,475	7,335,566
LESS: CURRENT LIABILITIES			
Creditors	4,251,981	5,409,053	5,409,053
Current Provisions	1,207,298	1,230,929	1,257,708
	5,459,279	6,639,982	6,666,761
(DEFICIT) SURPLUS - OTHER FUNDS	364,837	7,961,493	668,805
ADD BALANCE OF NET RESTRICTED INVESTMENTS *	46,289,715	47,986,936	39,269,982
ESTIMATED NET CURRENT ASSET POSITION	46,654,552	55,948,429	39,938,787

* Net of unrealised gains or losses from change in fair value of investments

BUDGET NOTES

2014/2015 BUDGET

162
**EASTERN METROPOLITAN REGIONAL COUNCIL
NOTES TO AND FORMING PART OF THE BUDGET
FOR THE YEAR ENDING 30 JUNE 2015**

1. SIGNIFICANT ACCOUNTING POLICIES

The significant accounting policies which have been adopted in the preparation of this financial report are presented below and have been consistently applied unless stated otherwise:

Basis of Preparation

The financial report is a general purpose financial report which has been prepared in accordance with Australian Accounting Standards (as they apply to local governments and not-for-profit entities), Australian Accounting Interpretations, other authoritative pronouncements of the Australian Accounting Standards Board, the Local Government Act 1995 and accompanying regulations.

Except for cash flow information, the report has also been prepared on the accrual basis and is based on historical costs, modified, where applicable, by the measurement at fair value of selected non-current assets, financial assets and liabilities.

The Local Government Reporting Entity

All funds through which the Council controls resources to carry on its functions have been included in the financial statements forming part of this financial report.

In the process of reporting on the local government as a single unit, all transactions and balances between those funds (for example, loans and transfers between Funds) have been eliminated.

(a) Trust Funds

Monies held in the Trust Fund, which Council holds in a custodian role, are excluded from the Financial Report.

The EMRC currently does not hold any trust fund monies.

(b) Cash and Cash Equivalents

Cash and cash equivalents in the Statement of Financial Position comprise cash at bank and in hand and short-term deposits that are readily convertible to known amounts of cash and which are subject to an insignificant risk of changes in value.

For the purposes of the Statement of Cash Flows, cash and cash equivalents consist of cash and cash equivalents as defined above, net of outstanding bank overdrafts. Bank overdrafts, where applicable, are included as short-term borrowings in current liabilities on the Statement of Financial Position.

(c) Property, Plant and Equipment

Each class of fixed assets is carried at cost or fair value as indicated less, where applicable, any accumulated depreciation and impairment losses.

Initial Recognition

All assets are initially recognised at cost. Cost is determined as the fair value of the assets given as consideration plus costs incidental to the acquisition. For assets acquired at no cost or for nominal consideration, cost is determined as fair value at the date of acquisition. The cost of non-current assets constructed by the Council includes the cost of all materials used in construction, direct labour on the project and an appropriate proportion of variable and fixed overheads.

Subsequent costs are included in the asset's carrying amount or recognised as a separate asset, as appropriate, only when it is probable that future economic benefits associated with the item will flow to the Council and the cost of the item can be measured reliably. All other repairs and maintenance are recognised as expenses in the statement of comprehensive income in the period in which they are incurred.

163
**EASTERN METROPOLITAN REGIONAL COUNCIL
NOTES TO AND FORMING PART OF THE BUDGET
FOR THE YEAR ENDING 30 JUNE 2015**

1. SIGNIFICANT ACCOUNTING POLICIES (Continued)

(c) Property, Plant and Equipment (continued)

Application of Fair Value to Local Government Financial Reporting

Regulation 17A of the Local Government (Financial Management) Regulations 1996 mandates the measurement of non-current assets at Fair Value effective from 1 July 2012.

The table provides the phased-in implementation of fair value in accordance with the timeframe below:

<u>Financial Year</u>	<u>Asset Group - Resources</u>
• 2012/2013	Plant and Equipment
• 2013/2014 or 2014/2015 (Alternate year to infrastructure)	Land and Buildings
• 2013/2014 or 2014/2015 (Alternate year to land and buildings)	Infrastructure
• 2014/2015	All Other Class of Assets

Thereafter, in accordance with the regulation, each asset class must be revalued at least every 3 years.

The Council has commenced the process of adopting Fair Value in accordance with the Regulations. Relevant disclosures, in accordance with the requirements of Australian Accounting Standards, have been made in the financial report as necessary

Land Under Control

In accordance with Local Government (Financial Management) Regulation 16(a), the Council is required to include as an asset (by 30 June 2013), Crown Land operated by the local government as a golf course, showground, racecourse or other sporting or recreational facility of State or regional significance.

The Council does not have any crown land which comes under this regulation.

Land Under Roads

In Western Australia, all land under roads is Crown land, the responsibility for managing which, is vested in the local government.

Effective as at 1 July 2008, Council elected not to recognise any value for land under roads acquired on or before 30 June 2008. This accords with the treatment available in Australian Accounting Standard AASB 1051 *Land Under Roads* and the fact Local Government (Financial Management) Regulation 16 (a)(i) prohibits local governments from recognising such land as an asset.

In respect of land under roads acquired on or after 1 July 2008, as detailed above, Local Government (Financial Management) Regulation 16(a)(i) prohibits local governments from recognising such land as an asset.

Whilst such treatment is inconsistent with the requirements of AASB 1051, Local FM Reg 4 (2) Government (Financial Management) Regulation 4(2) provides, in the event of such an inconsistency, the Local Government (Financial Management) Regulations prevail.

Consequently, any land under roads acquired on or after 1 July 2008 is not included as an asset of the Council

164
**EASTERN METROPOLITAN REGIONAL COUNCIL
NOTES TO AND FORMING PART OF THE BUDGET
FOR THE YEAR ENDING 30 JUNE 2015**

1. SIGNIFICANT ACCOUNTING POLICIES (Continued)

(c) Property, Plant and Equipment (continued)

Revaluation

The Council uses a mix of both independent and management valuations using the following as a guide:

- Revalued assets are carried at their fair value being the price that would be received to sell the asset, in an orderly transaction between market participants at the measurement date (Level 1 inputs in the fair value hierarchy).
- For land and buildings, fair value will be determined based on the nature of the asset class. For land and non-specialised buildings, fair value is determined on the basis of observable open market values of similar assets, adjusted for conditions and comparability at their highest and best use (Level 2 inputs in the fair value hierarchy).
- With regards to specialised buildings, fair value is determined having regard for current replacement cost and both observable and unobservable costs. These include construction costs based on recent contract prices, current condition (observable Level 2 inputs in the fair value hierarchy), residual values and remaining useful life assessments (unobservable Level 3 inputs in the fair value hierarchy).
- For infrastructure and other asset classes, fair value is determined to be the current replacement cost of an asset (Level 2 inputs in the fair value hierarchy) less, where applicable, accumulated depreciation calculated on the basis of such cost to reflect the already consumed or expired future economic benefits of the asset (Level 3 inputs in the fair value hierarchy).
- Increases in the carrying amount arising on revaluation of assets are credited to a revaluation surplus in equity. Decreases that offset previous increases of the same asset are recognised against revaluation surplus directly in equity. All other decreases are recognised in profit or loss.
- Any accumulated depreciation at the date of revaluation is eliminated against the gross carrying amount of the asset and the net amount is restated to the revalued amount of the asset.
- Those assets carried at a revalued amount, being their fair value at the date of revaluation less any subsequent accumulated depreciation and accumulated impairment losses, are to be revalued with sufficient regularity to ensure the carrying amount does not differ materially from that determined using fair value at reporting date.
- In addition, the amendments to the Financial Management Regulations mandating the use of Fair Value impose a further minimum of 3 years revaluation requirement. As a minimum, all assets carried at a revalued amount, will be revalued at least every 3 years.

Transitional Arrangement

During the time it takes to transition the carrying value of non-current assets from the cost approach to the fair value approach, the Council will still be utilising both methods across differing asset classes.

Those assets carried at cost will be carried in accordance with the policy detailed in the Initial Recognition section as detailed above.

Those assets carried at fair value will be carried in accordance with the Revaluation Methodology section as detailed above.

165
**EASTERN METROPOLITAN REGIONAL COUNCIL
NOTES TO AND FORMING PART OF THE BUDGET
FOR THE YEAR ENDING 30 JUNE 2015**

1. SIGNIFICANT ACCOUNTING POLICIES (Continued)

(d) Depreciation of Non-Current Assets (excluding freehold land)

All non-current assets having a limited useful life are separately and systematically depreciated over their useful lives in a manner which reflects the consumption of the future economic benefits embodied in those assets.

Depreciation is recognised on a straight-line basis, using rates which are reviewed each reporting period, as follows:

• Buildings	2-10%
• Structures	
General	2-10%
Class III and IV Waste Cells	% of actual usage
• Plant	15-40%
• Furniture and fittings	10-40%
• Equipment	10-40%

(e) Intangible Assets

Easements

Regulation 16 of the Local Government (Financial Management) Regulations 1996 requires easements to be recognised as assets. The EMRC does not have any easements.

(f) Rates

The EMRC does not levy rates. Accordingly rating information as required under the Local Government (Financial Management) Regulations 1996 has not been presented in this financial report.

(g) Grants, Donations and Other Contributions

Grants, donations and other contributions have been recognised as revenues when received. Conditional Grants and contributions income is recognised subject to conditions applicable to the use of such income. Expenditure of those monies has been made in the manner specified under the conditions upon which the Eastern Metropolitan Regional Council received those monies.

.

(h) Trade and Other Payables

Trade and other payables represent liabilities for goods and services provided to the Local Government prior to the end of the financial year that are unpaid and arise when the Local Government becomes obliged to make future payments in respect of the purchase of these goods and services. The amounts are unsecured and are usually paid within 30 days of recognition.

166
**EASTERN METROPOLITAN REGIONAL COUNCIL
NOTES TO AND FORMING PART OF THE BUDGET
FOR THE YEAR ENDING 30 JUNE 2015**

1. SIGNIFICANT ACCOUNTING POLICIES (Continued)

(i) Impairment

In accordance with Australian Accounting Standards the Council's assets, other than inventories, are assessed at each reporting date to determine whether there is any indication they may be impaired. Where such an indication exists, an estimate of the recoverable amount of the asset is made in accordance with AASB 136 'Impairment of Assets' and appropriate adjustments made.

An impairment loss is recognised whenever the carrying amount of an asset or its cash-generating unit exceeds its recoverable amount. Impairment losses are recognised immediately in profit or loss, unless the asset is carried at a revalued amount in accordance with another standard (e.g. AASB 116) whereby an impairment loss of a revalued asset is treated as a revaluation decrease in accordance with that other standard.

(j) Revenue Recognition

Sale of Goods and Disposal of Assets

Revenue from the sale of goods and disposal of other assets is recognised when the Council has passed control of the goods or other assets to the buyer.

Rendering of Services

Revenue from the provision of services is recognised on an accrual basis.

Royalties

Royalty revenue is recognised on an accrual basis.

(k) Inventories

General

Inventories are valued at the lower of cost and net realisable value. Net realisable value is the estimated selling price in the ordinary course of business less the estimated costs of completion and the estimated costs necessary to make the sale.

Land Held for Resale

Land purchased for development and/or resale is valued at the lower of cost and net realisable value. Cost includes the cost of acquisition, development and interest incurred on the financing of that land during its development. Interest and holding charges incurred after development is complete are recognised as expenses.

(l) Goods and Services Tax

In accordance with recommended practice, revenues, expenses and assets capitalised are stated net of any GST recoverable. Receivables and payables in the Statement of Financial Position are stated inclusive of applicable GST. The net amount of GST recoverable from, or payable to the ATO is included with receivables or payables in the Statement of Financial Position.

Cash flows are included in the Statement of Cash Flows on a gross basis. The GST component of cash flows arising from investing and financing activities which is recoverable from, or payable to, the taxation authority is classified as operating cash flows.

**EASTERN METROPOLITAN REGIONAL COUNCIL
NOTES TO AND FORMING PART OF THE BUDGET
FOR THE YEAR ENDING 30 JUNE 2015**

1. SIGNIFICANT ACCOUNTING POLICIES (Continued)

(m) Provisions

Provisions are recognised when: The Council has a present legal or constructive obligation as a result of past events; it is more likely than not that an outflow of resources will be required to settle the obligation; and the amount has been reliably estimated.

Provisions are measured using the best estimate of the amounts required to settle the obligations at the end of the reporting period.

(n) Provision for Site Rehabilitation

A provision for the future costs associated with closing and restoring the landfill is recognised as liabilities within the financial accounts. The nature of work planned by Council includes cell capping, landform reconstruction, dismantling of site operating facilities and implementation of a revegetation plan to suit the final land use. The cost is based on estimated current costs, determined on a non-discounted basis.

Previously Council has consistently recognised this provision by way of an incremental charge based on the volumetric usage of the landfill air space. From June 2011, the present value for the rehabilitation of the site has been calculated to be \$1,500,000 and has been deemed sufficient for post closure management purposes. To ensure that the principles of the present value are maintained, the annual increase in cumulative interest income relating to the \$1,500,000 is reflected as a provision expense each year.

The provision is measured using the best estimate of the amounts required and is reassessed periodically.

In addition, Council has also adopted an incremental charge based on volumetric usage of landfill airspace for ongoing site rehabilitation during the in-use operations of the landfill.

(o) Provision for Environmental Monitoring

A provision for the future costs associated with closing and restoring the landfill is recognised as liabilities within the financial accounts. The nature of work planned by Council includes monitoring of groundwater, surface water, leachate and landfill gas generation. The cost is based on estimated current costs, determined on a non-discounted basis.

Previously Council has consistently recognised this provision by way of an incremental charge based on the volumetric usage of the landfill air space. From June 2011, the present value for the environmental monitoring of the site has been calculated to be \$500,000 and has been deemed sufficient for post closure management purposes. To ensure that the principles of the present value are maintained, the annual increase in cumulative interest income relating to the \$500,000 is reflected as a provision expense each year.

The provision is measured using the best estimate of the amounts required and is reassessed periodically.

168
**EASTERN METROPOLITAN REGIONAL COUNCIL
NOTES TO AND FORMING PART OF THE BUDGET
FOR THE YEAR ENDING 30 JUNE 2015**

1. SIGNIFICANT ACCOUNTING POLICIES (Continued)

(p) Provision for Carbon Pricing

The EMRC is subject to the reporting requirements of the National Greenhouse and Energy Reporting Act 2007. The National Greenhouse and Energy Reporting Act 2007 requires the EMRC to report its annual greenhouse gas emissions and energy use. The EMRC has implemented systems and processes for the collection and calculation of the data required.

As an operator of the landfill site at Red Hill, the EMRC is a net emitter of CO₂e over the life of the waste it receives. While the payment of the carbon pricing is based on the CO₂e emitted in the respective years and under the liability method of accounting, a corresponding recognition of future years' CO₂e emitted is recognised in the year the liability has been incurred.

(q) Borrowing Costs

Borrowing costs are recognised as an expense when incurred except where they are directly attributable to the acquisition, construction or production of a qualifying asset. Where this is the case, they are capitalised as part of the cost of the particular asset.

(r) Critical Accounting Estimates

The preparation of a financial report in conformity with Australian Accounting Standards requires management to make judgements, estimates and assumptions that effect the application of policies and reported amounts of assets and liabilities, income and expenses.

The estimates and associated assumptions are based on historical experience and various other factors that are believed to be reasonable under the circumstances. The results of this experience and other factors combine to form the basis of making judgements about carrying values of assets and liabilities not readily apparent from other sources. Actual results may differ from these estimates.

(s) Trade and Other Receivables

Trade and other receivables include amounts due from member Councils and non-members for unpaid fees and charges and other amounts due from third parties for goods sold and services performed in the ordinary course of business.

Receivables expected to be collected within 12 months of the end of the reporting period are classified as current assets. All other receivables are classified as non-current assets.

Collectability of trade receivables is reviewed on an ongoing basis. Debts that are known to be uncollectible are written off when identified. An allowance for doubtful debts is raised when there is objective evidence that they will not be collectible.

**EASTERN METROPOLITAN REGIONAL COUNCIL
NOTES TO AND FORMING PART OF THE BUDGET
FOR THE YEAR ENDING 30 JUNE 2015**

1. SIGNIFICANT ACCOUNTING POLICIES (Continued)

(t) Employee Entitlements

The provisions for employee benefits relate to amounts expected to be paid for long service leave, annual leave, wages and salaries and are calculated as follows:

(i) Wages, Salaries, Annual Leave and Long Service Leave (Short-term Benefits)

The provision for employees' benefits to wages, salaries, annual leave and long service leave expected to be settled within 12 months represents the amount the municipality has a present obligation to pay resulting from employees services provided to end of the reporting period. The provision has been calculated at nominal amounts based on remuneration rates the Council expects to pay and includes related on-costs.

(ii) Long Service Leave (Long-term Benefits)

The liability for long service leave is recognised in the provision for employee benefits and measured as the present value of expected future payments to be made in respect of services provided by employees up to the reporting date. Consideration is given to expected future wage and salary levels, experience of employee departures and periods of service. Expected future payments are discounted using market yields at the reporting date on government bonds with terms to maturity and currency that match as closely as possible, the estimated future cash outflows. Where Council does not have the unconditional right to defer settlement beyond 12 months, the liability is recognised as a current liability.

(iii) Superannuation Fund

The Council contributes to the WA Local Government Superannuation Plan (LGSP) and other choice funds for qualifying employees as per statutory requirements (9.50% for 2014/15). It also contributes to the LGSP and other choice funds for full scheme members (5% for 2014/15). Contributions to defined contribution plans are recognised as an expense as they become payable.

(u) Rounding Of Amounts

All amounts shown in this annual financial report, other than the Schedule of Fees and Charges, are rounded to the nearest dollar. As a result of rounding, some minor reconciliation discrepancies may be present in the disclosures to the financial report.

(v) Comparative Figures

Where required, comparative figures have been adjusted to conform with changes in presentation for the current financial year.

(w) Budget Comparative Figures

Unless otherwise stated, the budget comparative figures shown in this annual financial budget relate to the original budget estimate for the relevant item of disclosure.

**EASTERN METROPOLITAN REGIONAL COUNCIL
NOTES TO AND FORMING PART OF THE BUDGET
FOR THE YEAR ENDING 30 JUNE 2015**

1. SIGNIFICANT ACCOUNTING POLICIES (Continued)

(x) Leases

Leases of property, plant and equipment, where substantially all the risks and benefits incidental to the ownership of the asset, but not legal ownership, are transferred to the Council, are classified as finance leases. Finance leases are capitalised recording an asset and a liability equal to the present value of the minimum lease payments, including any guaranteed residual value. Leased assets are amortised over their estimated useful lives. Lease payments are allocated between the reduction of the lease liability and the lease interest expense for the period.

The EMRC does not currently have any finance leases and operating leases.

(y) Financial Instruments

Initial recognition and measurement

Financial assets and financial liabilities are recognised when the entity becomes a party to the contractual provisions to the instrument. For financial assets, this is equivalent to the date that the Council commits itself to either the purchase or sale of the asset (i.e. trade date accounting is adopted). Financial instruments are initially measured at fair value plus transactions costs, except where the instrument is classified 'at fair value through profit or loss', in which case transaction costs are expensed to profit or loss immediately.

Classification and subsequent measurement

Financial assets are subsequently measured at either fair value, amortised cost using the effective interest rate method or cost. Fair value represents the amount for which an asset could be exchanged or a liability settled, between knowledgeable, willing parties. Where available, quoted prices in an active market are used to determine fair value. In other circumstances, valuation techniques are adopted.

Amortised cost is calculated as:

- (i) the amount at which the financial asset or financial liability is measured at initial recognition;
- (ii) less principal repayments;
- (iii) plus or minus the cumulative amortisation of the differences, if any, between the amount initially recognised and the maturity amount calculated using the effective interest method; and
- (iv) less any reduction for impairment.

The effective interest method is used to allocate interest income or interest expense over the related period and is equivalent to the rate that exactly discounts estimated future cash payments or receipts (including fees, transaction costs and other premiums or discounts) through the expected life (or when this cannot be reliably predicted, the contractual term) of the financial instrument to the net carrying amount of the financial asset or financial liability. Revisions to expected future net cash flows will necessitate an adjustment to the carrying value with a consequential recognition of an income or expense in profit or loss.

The Council does not designate any interest in subsidiaries, associates or joint venture entities as being subject to the requirements of accounting standards specifically applicable to financial instruments.

171
**EASTERN METROPOLITAN REGIONAL COUNCIL
NOTES TO AND FORMING PART OF THE BUDGET
FOR THE YEAR ENDING 30 JUNE 2015**

1. SIGNIFICANT ACCOUNTING POLICIES (Continued)

(y) Financial Instruments (continued)

(i) Financial assets at fair value through profit or loss

Financial assets are classified at 'fair value through profit or loss' when they are either held for trading for the purpose of short term profit taking, derivatives not held for hedging purposes, or when they are designated as such to avoid an accounting mismatch or to enable performance evaluation where a group of financial assets is managed by key management personnel on a fair value basis in accordance with a documented risk management or investment strategy. Such assets are subsequently measured at fair value with changes in carrying value being included in profit or loss.

(ii) Loans and Receivables

Loans and receivables are non-derivative financial assets with fixed or determinable payments that are not quoted in an active market are subsequently measured at amortised cost.

Loans and receivables are included in current assets, except for those which are not expected to mature within 12 months after the end of the reporting period. (All other loans and receivables are classified as non-current assets).

(iii) Held-to-maturity investments

Held-to-maturity investments are non-derivative financial assets that have fixed maturities and fixed or determinable payments, and it is the Council's intention to hold these investments to maturity. They are subsequently measured at amortised cost.

Held-to-maturity investments are included in non-current assets, except for those which are expected to mature within 12 months after the end of the reporting period. (All other investments are classified as current assets).

If during the period the Council sold or reclassified more than a significant amount of the held-to-maturity investments before maturity, the entire held-to-maturity investments category would be tainted and reclassified as available-for-sale.

(iv) Available for sale financial assets

Available-for-sale financial assets are non-derivative financial assets that are either not suitable to be classified into other categories of financial assets due to their nature, or they are designated as such by management. They comprise investments in the equity of other entities where there is neither a fixed maturity nor fixed or determinable payments.

Available-for-sale financial assets are included in non-current assets, except for those which are expected to mature within 12 months after the end of the reporting period. (All other financial assets are classified as current assets).

(v) Financial Liabilities

Non-derivative financial liabilities (excluding financial guarantees) are subsequently measured at amortised cost.

(vi) Fair Value

Fair value is determined based on current bid prices of all quoted investments. Valuation techniques are applied to determine the fair value of all unlisted securities, including arm's length transactions, reference to similar instruments and option pricing models.

172
**EASTERN METROPOLITAN REGIONAL COUNCIL
NOTES TO AND FORMING PART OF THE BUDGET
FOR THE YEAR ENDING 30 JUNE 2015**

1. SIGNIFICANT ACCOUNTING POLICIES (Continued)

(y) Financial Instruments (continued)

Impairment

At each reporting date, the Council assesses whether there is objective evidence that a financial instrument has been impaired. In the case of available-for-sale financial instruments, a prolonged decline in the value of the instrument is considered to determine whether an impairment has arisen. Impairment losses are recognised in the statement of comprehensive income.

Derecognition

Financial assets are derecognised where the contractual rights to receipt of cash flows expires or the asset is transferred to another party whereby the entity no longer has any significant continuing involvement in the risks and benefits associated with the asset. Financial liabilities are derecognised where the related obligations are either discharged, cancelled or expired. The difference between the carrying value of the financial liability extinguished or transferred to another party and the fair value of consideration paid, including the transfer of non-cash assets or liabilities assumed is recognised in profit or loss.

**EASTERN METROPOLITAN REGIONAL COUNCIL
NOTES TO AND FORMING PART OF THE BUDGET
FOR THE YEAR ENDING 30 JUNE 2015**

2. PROGRAMS

The activities relating to the Eastern Metropolitan Regional Council's programs reported on in the Operating Statement are as follows:

Governance

Records income and expenditure relating to the administration and operation of facilities and services to members of Council together with other administrative governance costs.

General Purpose Funding

Records interest revenue as well as other general purpose revenue.

Community Amenities

Records income and expenditure associated with the Class III cell, Class IV cell, weighbridge, and transfer station at the Red Hill Waste Management Facility, the Hazelmere Site and the Coppin Road and Mathieson Road transfer stations.

Other Property and Services

Records income and expenditure for public works overheads, plant operation, materials, salaries and wages. It also records income and expenditure for the Environmental Service departments (incorporating various Environmental Projects), the operations of the Ascot Place activity, Risk Management services, and income and expenditure relating to the Regional Development activity incorporating various projects.

**EASTERN METROPOLITAN REGIONAL COUNCIL
NOTES TO AND FORMING PART OF THE BUDGET
FOR THE YEAR ENDING 30 JUNE 2015**

3. RECONCILIATION OF RATES LEVIED

The Eastern Metropolitan Regional Council does not levy rates therefore a Rate Setting Statement [Local Government (Financial Management) Regulations 1996: 22(1)(d) and 30(1)(c)] has not been prepared.

4. NOTES TO THE STATEMENT OF CASH FLOWS

(i) Reconciliation of Cash

For the purpose of the statement of cash flows, The Eastern Metropolitan Regional Council considers cash to include cash on hand, cash at bank and bank term deposits. Cash at the end of the reporting period as shown in the statement of cash flows is as follows:

	BUDGET 2013/2014 \$	FORECAST 2013/2014 \$	BUDGET 2014/2015 \$
Cash - Unrestricted	2,740,901	10,897,905	3,631,996
Cash - Restricted	46,289,715	47,986,936	39,269,982
Total Cash	49,030,616	58,884,841	42,901,978

(ii) Reconciliation of net cash used in operating activities to change in net assets arising from operations

	BUDGET 2013/2014 \$	FORECAST 2013/2014 \$	BUDGET 2014/2015 \$
Net Change in assets from operations	11,944,111	8,754,914	6,993,473
Write back Depreciation	6,432,154	5,662,789	7,014,101
Write back Provisions	111,895	84,231	86,804
Write back Accruals - Staff Entitlements	1,203	1,203	26,779
Write back (Profit) Loss on sale of assets	(273,755)	(269,231)	(37,542)
Write back Realised/Unrealised (Gain)/Loss from change in fair value of investments	0	0	0
Net cash from operating activities	18,215,609	14,233,906	14,083,616

(iii) Depreciation of Assets

Details of depreciation expenditure budgets for each program are as follows

	BUDGET 2013/2014 \$	FORECAST 2013/2014 \$	BUDGET 2014/2015 \$
Administration	740,948	463,854	548,319
Community Amenities	3,270,643	2,779,628	2,689,689
Other Property and Services	2,420,563	2,419,307	3,776,093
Total Depreciation all Programs	6,432,154	5,662,789	7,014,101

**EASTERN METROPOLITAN REGIONAL COUNCIL
NOTES TO AND FORMING PART OF THE BUDGET
FOR THE YEAR ENDING 30 JUNE 2015**

5. FEES AND CHARGES SUMMARY BY PROGRAM

	BUDGET 2013/2014 \$	FORECAST 2013/2014 \$	BUDGET 2014/2015 \$
Administration	600	600	600
Community Amenities	44,906,790	36,905,695	42,027,361
Governance	0	0	0
Other Property and Services	20,000	5,562	20,000
Total Statutory Fees and Charges	44,927,390	36,911,857	42,047,961

6. FEES AND CHARGES - REDUCTION OF REVENUE

Annual cumulative Commercial tonnages disposed in excess of 15,000 tonnes and 25,000 tonnes are subject to a reduction of \$5.00/tonne (inclusive of GST) and \$10.00/tonne (inclusive of GST) respectively.

It is estimated that the total value of applicable discounts during 2014/2015 will be \$605,000 (inclusive of GST).

**EASTERN METROPOLITAN REGIONAL COUNCIL
NOTES TO AND FORMING PART OF THE BUDGET
FOR THE YEAR ENDING 30 JUNE 2015**

7. LOAN BORROWINGS

(a) Loan Repayments

No loans existed as at 30 June 2014 and no loans are anticipated during 2014/2015.

(b) Unspent Loans

No unspent loan funds existed as at 30 June 2014 and during 2014/2015.

(c) New Borrowings

The Eastern Metropolitan Regional Council does not propose to undertake new borrowings during the 2014/2015 financial year.

(d) Overdraft

Council has not utilised an overdraft facility during the 2013/2014 financial year and it is not anticipated that this facility will be utilised during the 2014/2015 financial year.

**EASTERN METROPOLITAN REGIONAL COUNCIL
NOTES TO AND FORMING PART OF THE BUDGET
FOR THE YEAR ENDING 30 JUNE 2015**

8. COUNCILLOR FEES AND ALLOWANCES

Each Councillor, other than the Chairman, is entitled to an annual meeting fee of \$10,000.

The Chairman is entitled to an annual meeting fee of \$15,000 as well as an annual Local Government fee of \$19,000

The Deputy Chairman is entitled to an annual Local Government fee of \$4,750.

A provision of \$2,250 for meeting fees has been provided for deputy Councillors when deputising for a Councillor at a meeting. All fees paid to Councillors and the Chairman are paid quarterly in arrears.

The budget provided for Councilor(s) fee, allowances and expenses is as follows:

	BUDGET 2013/2014 \$	FORECAST 2013/2014 \$	BUDGET 2014/2015 \$
Councillor(s) meeting fees	77,000	110,000	110,000
Chairman's meeting fees	14,000	15,000	15,000
Chairman's Local Government fee	6,000	19,000	19,000
Deputy Chairman's Local Government fee	1,500	4,750	4,750
Deputy Councillors' meeting fees	8,600	2,250	2,250
Total Fees and Allowances	107,100	151,000	151,000

9. INVESTMENT INTEREST

The total estimated earnings from interest on investments is made up as follows:

	BUDGET 2013/2014 \$	FORECAST 2013/2014 \$	BUDGET 2013/2014 \$
Interest on Funds held in Reserve	1,521,912	1,664,486	1,426,086
Interest on other restricted investments (LSL)	25,902	26,357	24,300
Interest on other funds	278,303	445,478	171,300
Total Interest on Investments	1,826,117	2,136,321	1,621,686

**EASTERN METROPOLITAN REGIONAL COUNCIL
NOTES TO AND FORMING PART OF THE BUDGET
FOR THE YEAR ENDING 30 JUNE 2015**

10. ASSET PROFIT OR LOSS ON DISPOSAL

	BUDGET 2013/2014 \$	FORECAST 2013/2014 \$	BUDGET 2014/2015 \$
Buildings			
Carrying Amount of Assets Disposed	0	0	0
(Profit) Loss on Disposal	0	0	0
Equipment			
Proceeds from Sale of Assets	0	0	0
Carrying Amount of Assets Disposed	0	0	0
(Profit) Loss on Disposal	0	0	0
Furniture and Fittings			
Carrying Amount of Assets Disposed	0	0	0
(Profit) Loss on Disposal	0	0	0
Land			
Proceeds from Sale of Assets	0	0	0
Carrying Amount of Assets Disposed	0	0	0
(Profit) Loss on Disposal	0	0	0
Plant			
Proceeds from Sale of Assets	(724,614)	(615,626)	(344,450)
Carrying Amount of Assets Disposed	450,859	335,026	306,908
(Profit) Loss on Disposal	(273,755)	(280,600)	(37,542)
Structures			
Carrying Amount of Assets Disposed	0	11,369	0
(Profit) Loss on Disposal	0	11,369	0
Net (Profit) Loss on Disposal	(273,755)	(269,231)	(37,542)

11. STRATEGIC PLAN FOR THE FUTURE

EMRC's Strategic Community Plan titled *EMRC 2022 - 10 Year Strategic Plan*, adopted by Council at its meeting held on 6 December 2012 and the Corporate Business Plan 2014/15 to 2018/19, which was adopted by Council at its meeting held on 19 June 2014 together constitute EMRC's 'Plan For The Future' in accordance with *section 5.56 of the Local Government Act 1995*.

The 2014/2015 Annual Budget draws from the priorities as identified in the EMRC's 'Plan For The Future'.

FEES AND CHARGES

**For the Year Ending
30 June 2015**

EASTERN METROPOLITAN REGIONAL COUNCIL
2014/2015 - PROPOSED WASTE MANAGEMENT SCHEDULE OF FEES AND CHARGES (JULY 2014 - DECEMBER 2014)

Description	Unit	2013/2014 Charges		2013/2014 Charges		2014/2015 Charges		2014/2015 Charges		% Inc Exc. GST
		with no GST \$	Value of GST \$	inc GST \$	Value of GST \$	with no GST \$	Value of GST \$	inc GST \$		
Waste Management Charges										
Disposal Rates										
Member Councils										
Base Tipping Fee	1 tonne	49.55				52.55				6.05%
CWES Levy		3.00				3.50				16.67%
Secondary Waste Reserve		28.00				30.00				7.14%
Landfill Levy		28.00				28.00				0.00%
Carbon Price		6.90				6.90				
Total Member Council disposal rate		115.45	11.55	127.00	12.10	120.95	12.10	133.05		4.76%
Councils - Other										
Non-Member Local Government - Commercial										
Domestic Refuse Tip Pass (Gidgannup @ 3bags/wk)	1 tonne	115.45	11.55	127.00	12.10	120.95	12.10	133.05		4.76%
Council Refuse Tip Passes - Trailers (up to 500kg)	n/a	4.09	0.41	4.50	0.43	4.32	0.43	4.75		5.62%
	n/a	39.09	3.91	43.00	4.00	40.00	4.00	44.00		2.33%
General Waste										
Cars / Station Wagons	n/a	23.64	2.36	26.00	2.45	24.55	2.45	27.00		3.85%
Trailers (6 x 4)	n/a	41.82	4.18	46.00	4.36	43.64	4.36	48.00		4.35%
Trailers (6 x 4) High Sides	n/a	51.82	5.18	57.00	5.45	54.55	5.45	60.00		5.27%
Tandem/ Horse Floats (< 1 tonne)	n/a	76.36	7.64	84.00	8.00	80.00	8.00	88.00		4.77%
Vans / Utes	n/a	40.00	4.00	44.00	4.18	41.82	4.18	46.00		4.55%
Commercial (General)	1 tonne	118.18	11.82	130.00	12.36	123.64	12.36	136.00		4.62%
Minimum Commercial Charges	0.50 tonnes	59.09	5.91	65.00	6.18	61.82	6.18	68.00		4.62%
Greenwaste										
Greenwaste - Member Councils (uncontaminated - Red Hill & Hazelmere)	1 tonne	40.91	4.09	45.00	4.91	49.09	4.91	54.00		20.00%
Greenwaste - MGB (Member Councils)	1 tonne	90.55	9.05	99.60	10.30	102.95	10.30	113.25		13.69%
Greenwaste - Commercial (uncontaminated - Red Hill)	1 tonne	54.55	5.45	60.00	6.36	63.64	6.36	70.00		16.66%
Greenwaste - uncontaminated (to Hazelmere)	1 tonne	65.91	6.59	72.50	7.27	72.73	7.27	80.00		10.35%
Greenwaste - shredded to EMRC specification (to Red Hill)	1 tonne	10.00	1.00	11.00	1.73	17.27	1.73	19.00		72.70%
(Cumulative Commercial & Contaminated Soils tonnages disposed in excess of 15,000 tonnes and 25,000 tonnes over financial year are subject to a reduction of \$5.00/tonne and \$10.00/tonne respectively.)										
Note:										
In the event that the weighbridges at Red Hill Waste Management Facility are not operational, vehicles will be charged according to their carrying capacity (in tonnes) multiplied by the appropriate rate from the schedule of fees and charges according to the type of waste being disposed.										

EASTERN METROPOLITAN REGIONAL COUNCIL

2014/2015 - PROPOSED WASTE MANAGEMENT SCHEDULE OF FEES AND CHARGES (JULY 2014 - DECEMBER 2014)

Description	Unit	2013/2014 Charges with no GST \$	Value of GST \$	2013/2014 Charges inc GST \$	2014/2015 Charges with no GST \$	Value of GST \$	2014/2015 Charges inc GST \$	% Inc Exc. GST
Waste Management Charges continued..								
Disposal Rates continued..								
Special Wastes								
Asbestos (Wrapped)	1 tonne	145.45	14.55	160.00	150.00	15.00	165.00	3.13%
Asbestos (Wrapped) - Member Council residents only	1 tonne	75.45	7.55	83.00	77.27	7.73	85.00	2.41%
Asbestos (Wrapped) - Minimum Charge		22.73	2.27	25.00	23.64	2.36	26.00	4.00%
Car Bodies - Commercial	each	22.73	2.27	25.00	22.73	2.27	25.00	0.00%
Car Bodies - Member Council residents only	each	13.64	1.36	15.00	13.64	1.36	15.00	0.00%
Quarantine Waste	1 tonne	143.18	14.32	157.50	145.45	14.55	160.00	1.59%
Burial Fee (for immediate burial requirements)	n/a	143.18	14.32	157.50	145.45	14.55	160.00	1.59%
Handling Fee (for special handling requirements)	n/a	143.18	14.32	157.50	145.45	14.55	160.00	1.59%
Tyre Disposal (off rim) *	each	5.00	0.50	5.50	5.00	0.50	5.50	0.00%
Tyre Disposal (with rim) *	each	6.82	0.68	7.50	6.82	0.68	7.50	0.00%
Tyre Recovery Charges (for tyres at the landfill face)	each	22.73	2.27	25.00	23.64	2.36	26.00	4.00%
Mattress disposal fee (Member Council Residents)	each	6.82	0.68	7.50	11.82	1.18	13.00	73.31%
Mattress disposal fee (Charitable Organisations)	each	10.00	1.00	11.00	11.82	1.18	13.00	18.20%
Mattress disposal fee (Commercial)	each	15.00	1.50	16.50	20.00	2.00	22.00	33.33%
E-Waste (Price applicable after quota has been reached under infoactive agreement)	each	9.10	0.90	10.00	9.10	0.90	10.00	0.00%
Wash Facility Fee	n/a	36.36	3.64	40.00	36.36	3.64	40.00	0.00%
Class III Contaminated Waste	1 tonne	118.18	11.82	130.00	123.64	12.36	136.00	4.62%
Class III Contaminated Soil	1 tonne	105.00	10.50	115.50	114.55	11.45	126.00	9.10%
Class IV Contaminated Waste	1 tonne	170.00	17.00	187.00	175.45	17.55	193.00	3.21%
Class IV Contaminated Soil	1 tonne	143.18	14.32	157.50	147.27	14.73	162.00	2.86%
Class V Waste - Concrete encapsulated drums (L 900mm D 600mm)	each	545.45	54.55	600.00	561.82	56.18	618.00	3.00%
Class V Waste - Concrete encapsulated bulka bags (1.1m x 1.1m x 1.1m)	each	1363.64	136.36	1500.00	1363.64	136.36	1500.00	0.00%
Administration Charge - Class III (for waste acceptance approvals)	consignment	113.64	11.36	125.00	117.27	11.73	129.00	3.19%
Administration Charge - Class IV (for waste acceptance approvals)	consignment	143.18	14.32	157.50	145.45	14.55	160.00	1.59%
Administration Charge - Reprinting of Signed Weighbridge Dockets	per docket		NOT APPLICABLE		20.00	2.00	22.00	N/A
Administration Charge - Reprinting of Unsigned Weighbridge Dockets	per docket		NOT APPLICABLE		4.55	0.45	5.00	N/A

(Cumulative Commercial & Contaminated Soils tonnages disposed in excess of 15,000 tonnes and 25,000 tonnes over financial year are subject to a reduction of \$5.00/tonne and \$10.00/tonne respectively.)

* Only car and 4 wheel drive vehicle tyres accepted. Member Council residents only maximum 4 per person.

EASTERN METROPOLITAN REGIONAL COUNCIL
2014/2015 - PROPOSED WASTE MANAGEMENT SCHEDULE OF FEES AND CHARGES (JULY 2014 - DECEMBER 2014)

Description	Unit	2013/2014 Charges with no GST \$	Value of GST \$	2013/2014 Charges inc GST \$	2014/2015 Charges with no GST \$	Value of GST \$	2014/2015 Charges inc GST \$	% Inc Exc. GST
Waste Management Charges continued..								
Hazelmere								
Wood Waste (per cubic metre)								
- Grade 1	1 m ³	7.27	0.73	8.00	8.00	0.80	8.80	10.04%
- Grade 2	1 m ³	8.18	0.82	9.00	9.00	0.90	9.90	10.02%
- Contaminated	1 m ³	22.73	2.27	25.00	25.00	2.50	27.50	9.99%
Wood Waste (per tonne)								
- Grade 1	1 tonne	72.73	7.27	80.00	80.00	8.00	88.00	10.00%
- Grade 2	1 tonne	81.82	8.18	90.00	90.00	9.00	99.00	10.00%
- Contaminated	1 tonne	227.27	22.73	250.00	250.00	25.00	275.00	10.00%
Sale of Materials (all ex stockpile, minimum 10 tonnes)								
Mixed clay/fill (purchaser to load)	1 tonne	0.50	0.05	0.55	4.55	0.45	5.00	810.00%
Mixed clay/fill (loaded)	1 tonne	2.00	0.20	2.20	7.27	0.73	8.00	263.50%
Ferricrete/Laterite Filter Rock	1 tonne	10.00	1.00	11.00	10.00	1.00	11.00	0.00%
Ferricrete (20 - 40 mm)	1 tonne	10.00	1.00	11.00	10.00	1.00	11.00	0.00%
Ferricrete (40 - 80 mm)	1 tonne	10.00	1.00	11.00	10.00	1.00	11.00	0.00%
Ferricrete (Member Councils)	1 tonne	8.00	0.80	8.80	8.36	0.84	9.20	4.50%
Manufactured Products (per cubic metre)								
Fine Mulch	1 m ³	18.18	1.82	20.00	20.00	2.00	22.00	10.01%
Mixed Mulch	1 m ³	18.18	1.82	20.00	18.18	1.82	20.00	0.00%
Coarse Mulch	1 m ³	20.00	2.00	22.00	20.91	2.09	23.00	4.55%
Soil Improver	1 m ³	22.73	2.27	25.00	20.00	2.00	22.00	-12.01%
Coloured Chip	1 m ³	40.00	4.00	44.00	50.00	5.00	55.00	25.00%
Grade 1 Wood Chip - Hazelmere	1 m ³	5.50	0.55	6.05	7.73	0.77	8.50	N/A
Grade 2 Wood Chip - Hazelmere	1 m ³				5.91	0.59	6.50	-74.00%
Wood Chip (fines) - Hazelmere	1 m ³	10.91	1.09	12.00	11.82	1.18	13.00	8.34%
Manufactured Products (per tonne)								
Fine Mulch	1 tonne	30.00	3.00	33.00	33.18	3.32	36.50	10.60%
Mixed Mulch	1 tonne	30.00	3.00	33.00	31.82	3.18	35.00	6.07%
Coarse Mulch	1 tonne	30.00	3.00	33.00	33.18	3.32	36.50	10.60%
Mulch (Member Council)	1 tonne	20.00	2.00	22.00	20.91	2.09	23.00	4.55%
Soil Improver	1 tonne	27.27	2.73	30.00	21.82	2.18	24.00	-19.99%
Soil Improver (Member Councils)	1 tonne	18.18	1.82	19.09	19.09	1.91	21.00	5.01%
Coloured Chip	1 tonne	55.00	5.50	60.50	250.00	25.00	275.00	354.55%
Grade 1 Wood Chip - Hazelmere	1 tonne	54.55	5.45	60.00	38.19	3.81	42.00	-29.99%
Grade 2 Wood Chip - Hazelmere	1 tonne	27.27	2.73	30.00	27.27	2.73	30.00	0.00%
Wood Chip (fines) - Hazelmere	1 tonne	40.91	4.09	45.00	53.64	5.36	59.00	31.12%
Shredded, Unprocessed Greenwaste	1 tonne	5.00	0.50	5.50	10.00	1.00	11.00	100.00%
Trailer Loaded Products (per scoop)								
Soil Improver	1 scoop	13.64	1.36	15.00	13.64	1.36	15.00	0.00%
Mixed Mulch	1 scoop	13.64	1.36	15.00	13.64	1.36	15.00	0.00%
Ferricrete	1 scoop	9.09	0.91	10.00	9.09	0.91	10.00	0.00%

(Material purchases in excess of 200 tonnes and 1,000 over financial year are subject to a reduction of 15% and 20% respectively.)

EASTERN METROPOLITAN REGIONAL COUNCIL
2014/2015 - PROPOSED WASTE MANAGEMENT SCHEDULE OF FEES AND CHARGES (JULY 2014 - DECEMBER 2014)

Description	Unit	2013/2014 Charges with no GST \$	Value of GST \$	2013/2014 Charges inc GST \$	2014/2015 Charges with no GST \$	Value of GST \$	2014/2015 Charges inc GST \$	% Inc Exc. GST
Waste Management Charges continued..								
Waste Services Environmental Consulting Fees								
<u>Miscellaneous Plant Hire (per hour)</u>								
Wet Hire of Water Tanker	1 hour	136.36	13.64	150.00	136.36	13.64	150.00	0.00%
Wet Hire of Loader (Volvo L120 or equivalent)	1 hour	136.36	13.64	150.00	136.36	13.64	150.00	0.00%
Wet Hire of Tip Truck (11 m ³)	1 hour	100.00	10.00	110.00	113.64	11.36	125.00	13.64%
Wet Hire of 17m ³ Articulated Dump Truck	1 hour	130.00	13.00	143.00	204.55	20.45	225.00	57.35%
Labour Hire	1 hour	50.00	5.00	55.00	50.00	5.00	55.00	0.00%
<u>Member Councils Consulting Fees</u>								
Consultant Director	1 hour	107.00	10.70	117.70	110.70	11.07	121.77	3.46%
Consultant Manager	1 hour	96.00	9.60	105.60	99.00	9.90	108.90	3.13%
Senior Consultant	1 hour	82.00	8.20	90.20	85.00	8.50	93.50	3.66%
Consultant	1 hour	74.00	7.40	81.40	76.00	7.60	83.60	2.70%
Project Officer	1 hour	56.00	5.60	61.60	58.00	5.80	63.80	3.57%
<u>Commercial Consulting Fees</u>								
Consultant Director	1 hour	187.50	18.75	206.25	191.00	19.10	210.10	1.87%
Consultant Manager	1 hour	165.00	16.50	181.50	168.00	16.80	184.80	1.82%
Senior Consultant	1 hour	150.00	15.00	165.00	153.00	15.30	168.30	2.00%
Consultant	1 hour	125.00	12.50	137.50	128.00	12.80	140.80	2.40%
Project Officer	1 hour	100.00	10.00	110.00	102.00	10.20	112.20	2.00%

EASTERN METROPOLITAN REGIONAL COUNCIL
2014/2015 - PROPOSED WASTE MANAGEMENT SCHEDULE OF FEES AND CHARGES (JANUARY 2015 - JUNE 2015)

|----- July 2014 - December 2014 -----| |----- January 2015 - June 2015 -----|

Description	Unit	2014/2015 Charges		2014/2015 Charges		2014/2015 Charges		2014/2015 Charges		% Inc GST
		with no GST	inc GST	with no GST	inc GST	with no GST	inc GST	with no GST	inc GST	
		\$	\$	\$	\$	\$	\$	\$	\$	
Waste Management Charges										
Disposal Rates										
Member Councils										
Base Tipping Fee	1 tonne	52.55		52.55		52.55		52.55		0.00%
CWES Levy		3.50		3.50		3.50		3.50		0.00%
Secondary Waste Reserve		30.00		30.00		30.00		30.00		0.00%
Landfill Levy		28.00		28.00		28.00		28.00		96.43%
Carbon Price		6.90		6.90		6.90		6.90		
Total Member Council disposal rate		120.95	12.10	133.05	147.95	147.95	14.80	162.75	22.32%	
Councils - Other										
Non-Member Local Government - Commercial	1 tonne	120.95	12.10	133.05	147.95	147.95	14.80	162.75	22.32%	
Domestic Refuse Tip Pass (Gidgannup @ 3bags/wk)	n/a	4.32	0.43	4.75	5.27	5.27	0.53	5.80	22.04%	
Council Refuse Tip Passes - Trailers (up to 500kg)	n/a	40.00	4.00	44.00	49.09	49.09	4.91	54.00	22.73%	
General Waste										
Cars / Station Wagons	n/a	24.55	2.45	27.00	30.01	30.01	2.99	33.00	22.25%	
Trailers (6 x 4)	n/a	43.64	4.36	48.00	52.73	52.73	5.27	58.00	20.83%	
Trailers (6 x 4) High Sides	n/a	54.55	5.45	60.00	66.37	66.37	6.63	73.00	21.67%	
Tandem/ Horse Floats (< 1 tonne)	n/a	80.00	8.00	88.00	98.18	98.18	9.82	108.00	22.73%	
Vans / Utes	n/a	41.82	4.18	46.00	50.91	50.91	5.09	56.00	21.73%	
Commercial (General)	1 tonne	123.64	12.36	136.00	150.91	150.91	15.09	166.00	22.06%	
Minimum Commercial Charges	0.50 tonnes	61.82	6.18	68.00	75.46	75.46	7.55	83.00	22.06%	
Greenwaste										
Greenwaste - Member Councils (uncontaminated - Red Hill & Hazelmere)	1 tonne	49.09	4.91	54.00	49.09	49.09	4.91	54.00	0.00%	
Greenwaste - MGB (Member Councils)	1 tonne	102.95	10.30	113.25	102.95	102.95	10.30	113.25	0.00%	
Greenwaste - Commercial (uncontaminated - Red Hill)	1 tonne	63.64	6.36	70.00	63.64	63.64	6.36	70.00	0.00%	
Greenwaste - uncontaminated (to Hazelmere)	1 tonne	72.73	7.27	80.00	72.73	72.73	7.27	80.00	0.00%	
Greenwaste - shredded to EMRC specification (to Red Hill)	1 tonne	17.27	1.73	19.00	17.27	17.27	1.73	19.00	0.00%	
(Minimum charge for greenwaste 0.5 tonne)										
(Cumulative Commercial & Contaminated Soils tonnages disposed in excess of 15,000 tonnes and 25,000 tonnes over financial year are subject to a reduction of \$5.00/tonne and \$10.00/tonne respectively.)										
2014/2015 Fees and Charges from 1 January 2015 reflects the increase in the State Landfill Levy from \$28 to \$55 per tonne.										

Note:

In the event that the weighbridges at Red Hill Waste Management Facility are not operational, vehicles will be charged according to their carrying capacity (in tonnes) multiplied by the appropriate rate from the schedule of fees and charges according to the type of waste being disposed.

**EASTERN METROPOLITAN REGIONAL COUNCIL
2014/2015 - PROPOSED WASTE MANAGEMENT SCHEDULE OF FEES AND CHARGES (JANUARY 2015 - JUNE 2015)**

Description	Unit	July 2014 - December 2014		January 2015 - June 2015		% Inc Exc. GST
		2014/2015 Charges with no GST	Value of GST	2014/2015 Charges with no GST	Value of GST	
Waste Management Charges continued ..						
Disposal Rates continued..						
Special Wastes						
Asbestos (Wrapped)	1 tonne	150.00	15.00	150.00	15.00	0.00%
Asbestos (Wrapped) - Member Council residents only	1 tonne	77.27	7.73	77.27	7.73	0.00%
Asbestos (Wrapped) - Minimum Charge		23.64	2.36	23.64	2.36	0.00%
Car Bodies - Commercial	each	22.73	2.27	22.73	2.27	0.00%
Car Bodies - Member Council residents only	each	13.64	1.36	13.64	1.36	0.00%
Quarantine Waste	1 tonne	145.45	14.55	172.73	17.27	18.76%
Burial Fee (for immediate burial requirements)	n/a	145.45	14.55	145.45	14.55	0.00%
Handling Fee (for special handling requirements)	n/a	145.45	14.55	145.45	14.55	0.00%
Tyre Disposal (off rim) *	each	5.00	0.50	5.00	0.50	0.00%
Tyre Disposal (with rim) *	each	6.82	0.68	6.82	0.68	0.00%
Tyre Recovery Charges (for tyres at the landfill face)	each	23.64	2.36	23.64	2.36	0.00%
Mattress disposal fee (Member Council Residents)	each	11.82	1.18	11.82	1.18	0.00%
Mattress disposal fee (Charitable Organisations)	each	11.82	1.18	11.82	1.18	0.00%
Mattress disposal fee (Commercial)	each	20.00	2.00	20.00	2.00	0.00%
E-Waste (Price applicable after quota has been reached under Infoactive agreement)	each	9.10	0.90	9.10	0.90	0.00%
Wash Facility Fee	n/a	36.36	3.64	36.36	3.64	0.00%
Class III Contaminated Waste	1 tonne	123.64	12.36	150.91	15.09	22.06%
Class III Contaminated Soil	1 tonne	114.55	11.45	141.55	14.15	23.57%
Class IV Contaminated Waste	1 tonne	175.45	17.55	202.45	20.25	15.39%
Class IV Contaminated Soil	1 tonne	147.27	14.73	174.27	17.43	18.33%
Class V Waste - Concrete encapsulated drums (L 900mm D 600mm)	each	561.82	56.18	588.82	58.88	4.81%
Class V Waste - Concrete encapsulated bulka bags (1.1m x 1.1m x 1.1m)	each	1363.64	136.36	1390.64	139.06	1.98%
Administration Charge - Class III (for waste acceptance approvals)	consignment	117.27	11.73	117.27	11.73	0.00%
Administration Charge - Class IV (for waste acceptance approvals)	consignment	145.45	14.55	145.45	14.55	0.00%
Administration Charge - Reprinting of Signed Weighbridge Dockets	per docket	20.00	2.00	20.00	2.00	0.00%
Administration Charge - Reprinting of Unsigned Weighbridge Dockets	per docket	4.55	0.45	4.55	0.45	0.00%

(Cumulative Commercial & Contaminated Soils tonnages disposed in excess of 15,000 tonnes and 25,000 tonnes over financial year are subject to a reduction of \$5.00/tonne and \$10.00/tonne respectively.)

* Only car and 4 wheel drive vehicle tyres accepted. Member Council residents only maximum 4 per person.

**EASTERN METROPOLITAN REGIONAL COUNCIL
2014/2015 - PROPOSED WASTE MANAGEMENT SCHEDULE OF FEES AND CHARGES (JANUARY 2015 - JUNE 2015)**

|----- July 2014 - December 2014 -----| |----- January 2015 - June 2015 -----|

Description	Unit	2014/2015 Charges with no GST		2014/2015 Charges inc GST		2014/2015 Charges with no GST		2014/2015 Charges inc GST		% Inc Exc. GST
		\$	\$	\$	\$	\$	\$	\$	\$	
Waste Management Charges continued..										
Hazelmere										
Wood Waste (per cubic metre)										
- Grade 1	1 m ³	8.00	0.80	8.80	8.00	8.00	0.80	8.80	8.80	0.00%
- Grade 2	1 m ³	9.00	0.90	9.90	9.00	9.00	0.90	9.90	9.90	0.00%
- Contaminated	1 m ³	25.00	2.50	27.50	25.00	25.00	2.50	27.50	27.50	0.00%
Wood Waste (per tonne)										
- Grade 1	1 tonne	80.00	8.00	88.00	80.00	80.00	8.00	88.00	88.00	0.00%
- Grade 2	1 tonne	90.00	9.00	99.00	90.00	90.00	9.00	99.00	99.00	0.00%
- Contaminated	1 tonne	250.00	25.00	275.00	250.00	250.00	25.00	275.00	275.00	0.00%
Sale of Materials (all ex stockpile, minimum 10 tonnes)										
Mixed clay/fill (purchaser to load)	1 tonne	4.55	0.45	5.00	4.55	4.55	0.45	5.00	5.00	0.00%
Mixed clay/fill (loaded)	1 tonne	7.27	0.73	8.00	7.27	7.27	0.73	8.00	8.00	0.00%
Ferricrete/Laterite Filter Rock	1 tonne	10.00	1.00	11.00	10.00	10.00	1.00	11.00	11.00	0.00%
Ferricrete (20 - 40 mm)	1 tonne	10.00	1.00	11.00	10.00	10.00	1.00	11.00	11.00	0.00%
Ferricrete (40 - 80 mm)	1 tonne	10.00	1.00	11.00	10.00	10.00	1.00	11.00	11.00	0.00%
Ferricrete (Member Councils)	1 tonne	8.36	0.84	9.20	8.36	8.36	0.84	9.20	9.20	0.00%
Manufactured Products (per cubic metre)										
Fine Mulch	1 m ³	20.00	2.00	22.00	20.00	20.00	2.00	22.00	22.00	0.00%
Mixed Mulch	1 m ³	18.18	1.82	20.00	18.18	18.18	1.82	20.00	20.00	0.00%
Coarse Mulch	1 m ³	20.91	2.09	23.00	20.91	20.91	2.09	23.00	23.00	0.00%
Soil Improver	1 m ³	20.00	2.00	22.00	20.00	20.00	2.00	22.00	22.00	0.00%
Coloured Chip	1 m ³	50.00	5.00	55.00	50.00	50.00	5.00	55.00	55.00	0.00%
Grade 1 Wood Chip - Hazelmere	1 m ³	7.73	0.77	8.50	7.73	7.73	0.77	8.50	8.50	0.00%
Grade 2 Wood Chip - Hazelmere	1 m ³	5.91	0.59	6.50	5.91	5.91	0.59	6.50	6.50	0.00%
Wood Chip (fines) - Hazelmere	1 m ³	11.82	1.18	13.00	11.82	11.82	1.18	13.00	13.00	0.00%
Manufactured Products (per tonne)										
Fine Mulch	1 tonne	33.18	3.32	36.50	33.18	33.18	3.32	36.50	36.50	0.00%
Mixed Mulch	1 tonne	31.82	3.18	35.00	31.82	31.82	3.18	35.00	35.00	0.00%
Coarse Mulch	1 tonne	33.18	3.32	36.50	33.18	33.18	3.32	36.50	36.50	0.00%
Mulch (Member Council)	1 tonne	20.91	2.09	23.00	20.91	20.91	2.09	23.00	23.00	0.00%
Soil Improver	1 tonne	21.82	2.18	24.00	21.82	21.82	2.18	24.00	24.00	0.00%
Soil Improver (Member Councils)	1 tonne	19.09	1.91	21.00	19.09	19.09	1.91	21.00	21.00	0.00%
Coloured Chip	1 tonne	250.00	25.00	275.00	250.00	250.00	25.00	275.00	275.00	0.00%
Grade 1 Wood Chip - Hazelmere	1 tonne	38.19	3.81	42.00	38.19	38.19	3.81	42.00	42.00	0.00%
Grade 2 Wood Chip - Hazelmere	1 tonne	27.27	2.73	30.00	27.27	27.27	2.73	30.00	30.00	0.00%
Wood Chip (fines) - Hazelmere	1 tonne	53.64	5.36	59.00	53.64	53.64	5.36	59.00	59.00	0.00%
Shredded, Unprocessed Greenwaste	1 tonne	10.00	1.00	11.00	10.00	10.00	1.00	11.00	11.00	0.00%
Trailer Loaded Products (per scoop)										
Soil Improver	1 scoop	13.64	1.36	15.00	13.64	13.64	1.36	15.00	15.00	0.00%
Mixed Mulch	1 scoop	13.64	1.36	15.00	13.64	13.64	1.36	15.00	15.00	0.00%
Ferricrete	1 scoop	9.09	0.91	10.00	9.09	9.09	0.91	10.00	10.00	0.00%

(Material purchases in excess of 200 tonnes and 1,000 over financial year are subject to a reduction of 15% and 20% respectively.)

EASTERN METROPOLITAN REGIONAL COUNCIL
2014/2015 - PROPOSED WASTE MANAGEMENT SCHEDULE OF FEES AND CHARGES (JANUARY 2015 - JUNE 2015)

|----- July 2014 - December 2014 -----| |----- January 2015 - June 2015 -----|

Description	Unit	2014/2015 Charges with no GST		2014/2015 Charges inc GST		2014/2015 Charges with no GST		2014/2015 Charges inc GST		% Inc. Exc. GST
		\$		\$		\$		\$		
<u>Waste Management Charges continued ..</u>										
<u>Waste Services Environmental Consulting Fees</u>										
<u>Miscellaneous Plant Hire (per hour)</u>										
Wet Hire of Water Tanker	1 hour	136.36	13.64	150.00	136.36	136.36	13.64	150.00	0.00%	
Wet Hire of Loader (Volvo L120 or equivalent)	1 hour	136.36	13.64	150.00	136.36	136.36	13.64	150.00	0.00%	
Wet Hire of Tip Truck (11 m3)	1 hour	113.64	11.36	125.00	113.64	113.64	11.36	125.00	0.00%	
Wet Hire of 17m ² Articulated Dump Truck	1 hour	204.55	20.45	225.00	204.55	204.55	20.45	225.00	0.00%	
Labour Hire	1 hour	50.00	5.00	55.00	50.00	50.00	5.00	55.00	0.00%	
<u>Member Councils Consulting Fees</u>										
Consultant Director	1 hour	110.70	11.07	121.77	110.70	110.70	11.07	121.77	0.00%	
Consultant Manager	1 hour	99.00	9.90	108.90	99.00	99.00	9.90	108.90	0.00%	
Senior Consultant	1 hour	85.00	8.50	93.50	85.00	85.00	8.50	93.50	0.00%	
Consultant	1 hour	76.00	7.60	83.60	76.00	76.00	7.60	83.60	0.00%	
Project Officer	1 hour	58.00	5.80	63.80	58.00	58.00	5.80	63.80	0.00%	
<u>Commercial Consulting Fees</u>										
Consultant Director	1 hour	191.00	19.10	210.10	191.00	191.00	19.10	210.10	0.00%	
Consultant Manager	1 hour	168.00	16.80	184.80	168.00	168.00	16.80	184.80	0.00%	
Senior Consultant	1 hour	153.00	15.30	168.30	153.00	153.00	15.30	168.30	0.00%	
Consultant	1 hour	128.00	12.80	140.80	128.00	128.00	12.80	140.80	0.00%	
Project Officer	1 hour	102.00	10.20	112.20	102.00	102.00	10.20	112.20	0.00%	

2014/2015 - Regional Services (Environmental Services & Regional Development) Consulting Rates

	Prior Year Actuals							Proposed	
	2009/2010	2010/2011	2011/2012	2012/2013	2013/2014	2014/2015	% Change		
Member Council Consulting Fees									
Consultant Director	\$92.00	\$96.00	\$99.00	\$102.00	\$105.00	\$108.00	2.86%		
Consultant Manager	\$82.00	\$86.00	\$88.50	\$91.00	\$93.00	\$95.00	2.15%		
Consultant Coordinator	\$71.00	\$74.00	\$76.00	\$78.00	\$80.00	\$82.00	2.50%		
Consultant	\$63.00	\$66.00	\$68.00	\$70.00	\$72.00	\$74.00	2.78%		
Project Officer	\$48.00	\$50.00	\$51.50	\$53.00	\$54.50	\$56.00	2.75%		
Other Organisations Consulting Fees									
Consultant Director	\$174.00	\$182.00	\$187.50	\$187.50	\$187.50	\$187.50	0.00%		
Consultant Manager	\$153.00	\$160.00	\$165.00	\$165.00	\$165.00	\$165.00	0.00%		
Consultant Coordinator	\$153.00	\$160.00	\$165.00	\$150.00	\$150.00	\$150.00	0.00%		
Consultant	\$139.00	\$145.00	\$149.50	\$125.00	\$125.00	\$125.00	0.00%		
Project Officer	\$121.00	\$127.00	\$131.00	\$100.00	\$100.00	\$100.00	0.00%		

* Note : All hourly rates are exclusive of GST

2014/2015 - Administration Fees and Charges

Photocopy Fees	\$ Per Page (Inclusive of GST)
Black & White A4 print	\$0.35
Black & White A3 print	\$0.50
Colour A4 print	\$0.45
Colour A3 print	0.60

WASTE DISPOSAL TONNAGES

**For the Year Ending
30 June 2015**

TONNAGE ANALYSIS

COUNCIL	ACTUAL 2010/11 TONNES	ACTUAL 2011/2012 TONNES	ACTUAL 2012/13 TONNES	FORECAST 2013/14 TONNES	PROJECTED 2014/15 TONNES
Bayswater - MSW	25,540	23,050	18,490	19,000	19,380
Belmont	14,372	12,820	12,821	13,500	13,770
Bassendean	5,704	6,235	6,214	7,160	7,303
Swan - MSW	39,425	42,217	43,917	44,900	46,009
Mundaring	14,700	15,255	13,891	20,000	15,300
Kalamunda	22,083	24,062	25,217	23,600	24,276
Sub-total Member Councils - MSW	121,824	123,638	120,550	128,360	126,038
Bayswater - Greenwaste	4,435	4,863	4,714	5,400	5,508
Swan - Greenwaste	1,147	5	1,489	3,440	3,525
Bassendean - Greenwaste	702	813	692	0	0
Belmont - Greenwaste	244	282	241	288	294
Kalamunda - Greenwaste	3,743	4,332	4,145	2,550	2,601
Mundaring - Greenwaste	380	260	0	718	732
Transfer Station - Greenwaste	1,198	1,230	1,211	1,036	1,057
Commercial/Other - Greenwaste	1,343	1,439	1,197	1,230	1,255
Sub-total Member Councils - Greenwaste	13,192	13,225	13,690	14,662	14,971
W.M.R.C	12,504	6,734	0	0	0
W.M.R.C Commercial	3,623	0	0	0	0
Non-Member Local Governments	0	95,040	96,120	10,629	0
RRF Residual	0	0	0	0	0
EMRC Transfer Stn (Trailers & Commercial etc)	6,780	6,541	7,664	8,500	8,670
Commercial/Other Class III	130,066	103,420	125,666	125,450	127,959
Contaminated Class III	3,402	10,606	10,231	15,000	15,000
Class IV Waste	5,233	3,630	2,583	0	3,000
Class V - Concrete Encapsulation	0	0	0	0	0
Sub-total Other Tonnes	161,608	225,971	242,263	159,579	154,629
TOTAL TONNAGES	296,624	362,834	376,504	302,601	295,639
Class III	278,200	345,979	360,231	287,939	277,667
Class IV & V	5,233	3,630	2,583	0	3,000
Greenwaste	13,192	13,225	13,690	14,662	14,971
TOTAL TONNAGES	296,624	362,834	376,504	302,601	295,639

BASE INCOME (INCLUDING LANDFILL LEVY) FROM TONNAGES ANALYSIS

COUNCIL	A/C#	IE	ACTUAL 2008/09 \$	ACTUAL 2009/10 \$	ACTUAL 2010/11 \$	ACTUAL 2011/12 \$	ACTUAL 2012/13 \$	FORECAST 2013/14 \$	PROJECTED 2014/15 \$
Bayswater	53310/00	BB	949,106	1,318,859	1,554,797	1,542,193	1,402,865	1,604,550	1,956,411
Belmont	53310/00	BC	766,521	757,162	977,139	872,127	1,028,565	1,140,075	1,390,082
Bassendean	53310/00	BA	224,328	290,092	387,456	425,731	487,188	604,662	737,258
Swan - MSW	53310/00	BD	1,582,642	2,124,301	2,685,079	2,983,130	3,518,167	3,791,805	4,644,612
Mundaring	53310/00	BF	605,770	753,350	984,904	1,067,925	1,162,308	1,689,000	1,544,535
Kalamunda	53310/00	BE	827,666	1,135,984	1,440,517	1,684,897	2,019,728	2,009,910	2,450,662
Sub-total Member Councils			4,956,032	6,379,749	8,029,892	8,576,002	9,618,822	10,840,002	12,723,559
Bayswater - Greenwaste	58864/00	BB	231,515	263,720	292,203	331,590	345,529	488,970	567,049
Swan - Greenwaste	58864/00	BD	50,993	47,794	36,714	179	70,101	140,730	173,041
Bassendean - Greenwaste	58864/00	BA	20,195	21,469	20,083	27,360	21,081	0	0
Belmont - Greenwaste	58864/00	BC	5,834	6,570	6,967	9,495	8,226	11,782	14,421
Kalamunda - Greenwaste	58864/00	BE	107,340	118,523	179,588	145,272	164,943	104,321	127,683
Mundaring - Greenwaste	58864/00	BF	2,333	7,785	26,731	8,642	0	29,373	35,952
Commercial/Other - Greenwaste	58864/00	BK	72,157	94,393	113,210	132,761	154,781	120,513	147,502
Sub-total Greenwaste			490,366	560,254	675,495	655,297	764,660	895,689	1,065,646
W.M.R.C	53310/00	BG	609,380	886,342	870,145	476,079	0	0	0
W.M.R.C Commercial	53310/00	BH	746,302	850,552	301,361	0	0	0	0
Non-Member Local Governments	53310/00	BS	0	0	0	0	8,745,105	1,120,828	0
EMRC Transfer Stn (Trailers etc)	58857/00	BI	543,227	717,878	960,507	1,047,558	1,153,782	1,224,000	1,517,545
EMRC Transfer Stn (Commercial)	58857/00	BK	209,661	219,752	205,460	200,940	284,111	306,000	354,386
Contaminated Class III	53310/00	BJ	399,540	220,357	354,299	1,260,829	980,532	1,575,000	1,920,750
Class IV Waste	53330/00	BK	528,087	970,834	619,980	459,493	359,264	0	526,350
Class V - Concrete Encapsulation	53330/01	BK	0	0	0	35,993	0	0	0
Commercial/Other Class III	53310/00	BK	8,015,614	7,617,436	10,113,802	15,565,473	11,913,220	13,021,181	15,718,707
Sub-total Other			11,051,811	11,483,150	13,425,554	19,046,365	23,436,014	17,247,009	20,037,739
TOTAL BASE			16,498,209	18,423,153	22,130,941	28,277,664	33,819,496	28,982,700	33,826,944
Class III			15,479,756	16,892,065	20,835,466	27,126,882	32,695,572	28,087,011	32,234,948
Class IV			528,087	970,834	619,980	495,485	359,264	0	526,350
Greenwaste			490,366	560,254	675,495	655,297	764,660	895,689	1,065,646
TOTAL BASE			16,498,209	18,423,153	22,130,941	28,277,664	33,819,496	28,982,700	33,826,944

ANNUAL BUDGET SUMMARY

**For the Year Ending
30 June 2015**

Annual Budget Summary 2014/2015

	Budget 2013/2014	Forecast 2013/2014	Budget 2014/2015
Governance			
Operating Income	0	0	0
Less Operating Expenditure	828,523	867,037	871,510
Total for Governance - Net Income/(Expenditure)	(828,523)	(867,037)	(871,510)
Corporate Services			
Operating Income	209,756	166,101	105,276
Less Operating Expenditure	(249,457)	(916,769)	(392,702)
Add Other Income	270,423	143,026	161,750
Less Other Expenditure	250,784	132,852	148,014
Less Capital Expenditure	1,343,668	801,654	1,031,028
Total for Corporate Services - Net Income/(Expenditure)	(864,816)	291,390	(519,314)
Waste Management Services			
Operating Income	42,241,959	34,348,838	40,005,988
Less Operating Expenditure	32,822,409	28,729,226	33,985,748
Add Other Income	454,191	472,600	182,700
Less Other Expenditure	207,305	220,773	166,155
Less Capital Expenditure	10,960,913	6,109,272	16,701,201
Total for Waste Management Services - Net Income/(Expenditure)	(1,294,477)	(237,832)	(10,664,416)
Environmental Services			
Operating Income	758,613	873,246	718,274
Less Operating Expenditure	2,015,769	2,129,701	2,112,858
Less Capital Expenditure	3,000	2,500	2,700
Total for Environmental Services - Net Income/(Expenditure)	(1,260,156)	(1,258,955)	(1,397,284)
Regional Development			
Operating Income	604,002	558,002	589,923
Less Operating Expenditure	2,115,115	1,827,095	2,066,666
Less Capital Expenditure	2,000	2,000	2,000
Total for Regional Development - Net Income/(Expenditure)	(1,513,113)	(1,271,093)	(1,478,743)

Annual Budget Summary 2014/2015

	Budget 2013/2014	Forecast 2013/2014	Budget 2014/2015
Risk Management Services			
Operating Income	0	3,673	0
Less Operating Expenditure	54,207	47,983	60,397
Less Capital Expenditure	1,000	1,000	1,000
Total for Risk Management Services - Net Income/(Expenditure)	(55,207)	(45,310)	(61,397)
Resource Recovery			
Other Income	5,692,896	5,042,039	5,149,606
Less Other Expenditure	1,418,365	1,379,647	1,937,932
Less Capital Expenditure	3,143,000	3,813,378	12,413,000
Total for Resource Recovery - Net Income/(Expenditure)	1,131,531	(150,986)	(9,201,326)
Ascot Place			
Operating Income	600	600	600
Less Operating Expenditure	459,576	459,860	500,101
Less Capital Expenditure	17,500	17,500	260,000
Total for Ascot Place - Net Income/(Expenditure)	(476,476)	(476,760)	(759,501)
Investment			
Operating Income	86,453	333,350	85,650
Add Other Income	1,547,814	1,690,843	1,450,386
Total for Investment - Net Income/(Expenditure)	1,634,267	2,024,193	1,536,036
Net Operating and Capital Expenditure	(3,526,970)	(1,992,390)	(23,417,456)

FINANCIAL PERFORMANCE BY ACCOUNT

**For the Year Ending
30 June 2015**

Financial Performance by Account 2014/2015

Governance and Corporate Services

Budget
2013/2014

Forecast
2013/2014

Budget
2014/2015

Manage Governance and Corporate Services

Operating Income

54440/00	Income Vehicles - Ascot Place	100	7,789	100
58925/01	Income Workers Compensation Governance and Corporate Services	0	0	0
59981/00	Income Governance and Corporate Services Business Unit	0	0	0
		100	7,789	100

Operating Expenditure

61440/00	Internal Revenue Vehicles - Ascot Place	(279,214)	(261,452)	(231,547)
65420/05	Operate and Maintain Minor Plant - Ascot Place	464	1,745	855
65420/06	Operate and Maintain Power Supply Equipment - Ascot Place	8,644	8,644	7,520
65420/07	Operate and Maintain Office Furniture and Miscellaneous Plant and	25,874	21,096	21,097
65440/00	Operate and Maintain Vehicles - Ascot Place	247,947	226,287	246,558
66510/01	Operate and Maintain Office Equipment - Corporate Services	24,962	2,990	6,437
66520/10	Operate and Maintain Fire Fighting Equipment - Ascot Place	250	250	250
67610/01	Operate and Maintain Office Furniture and Fittings - Corporate	935	1,235	1,317
68690/00	Operate and Maintain Miscellaneous Furniture and Fittings - Ascot	60	60	0
73918/01	Recruit Staff - Corporate Services	15,000	15,000	20,000
73918/08	Recruit Senior Staff	29,600	19,600	29,600
73922/01	Provide Staff Long Service Leave - Governance and Corporate	0	0	0
73981/00	Manage Governance and Corporate Services Business Unit	821,005	656,231	774,897
73987/00	Provide Corporate Environmental Advice and Monitor Business Risk	56,000	56,000	62,000
		951,527	747,686	938,984

Net Income/(Expenditure)

(951,427) **(739,897)** **(938,884)**

Provide Governance

Operating Expenditure

73993/00	Governance - Council Members	659,694	704,201	716,312
73994/00	Conduct Committee Meetings	12,435	12,435	13,057
73995/00	Conduct Council Meetings	28,494	28,494	29,806
73995/01	Catering Kitchen - Provisions	20,500	14,500	15,500
		721,123	759,630	774,675

Net Income/(Expenditure)

(721,123) **(759,630)** **(774,675)**

Allocate Corporate Services Costs

Operating Expenditure

71981/00	Internal Revenue Governance and Corporate Services Business Unit	(4,568,505)	(4,568,505)	(4,728,158)
		(4,568,505)	(4,568,505)	(4,728,158)

Net Income/(Expenditure)

4,568,505 **4,568,505** **4,728,158**

Facilitate Continuous Organisational Improvement Programmes

Operating Expenditure

73988/01	Implement Business Improvement Projects	5,000	3,000	3,000
73988/02	Facilitate Continuous Improvement Programme	3,100	600	3,100
73988/03	Implement the Rewards and Recognition Programme	5,000	4,000	5,000
		13,100	7,600	11,100

Net Income/(Expenditure)

(13,100) **(7,600)** **(11,100)**

Financial Performance by Account 2014/2015

Governance and Corporate Services

Budget 2013/2014	Forecast 2013/2014	Budget 2014/2015
---------------------	-----------------------	---------------------

Identify and Coordinate Networking Opportunities

Operating Income

58996/00	Income Conduct Other Functions	17,706	17,954	19,476
		17,706	17,954	19,476

Operating Expenditure

73904/01	Attend Corporate and Award Functions and Events - Governance	1,200	1,200	1,200
73965/00	Conduct Promotions/Public Relations Events - Marketing	8,050	8,050	8,050
73992/00	Hold Biennial Dinner/ Cocktail Function	55,000	55,000	42,000
73996/00	Conduct Other Functions	39,200	39,200	41,085
73996/02	EMRC Staff Kitchen - Provisions	12,000	12,007	12,550
		115,450	115,457	104,885

Net Income/(Expenditure)

(97,744)	(97,503)	(85,409)
-----------------	-----------------	-----------------

Implement Employee Assistance Programme (EAP)

Operating Expenditure

73911/00	Provide Staff Health Welfare & EAP	2,500	5,000	4,150
73911/01	Promote Staff Health and Welfare - Corporate Services	6,300	6,300	7,300
		8,800	11,300	11,450

Net Income/(Expenditure)

(8,800)	(11,300)	(11,450)
----------------	-----------------	-----------------

Implement EMRC's Strategic Information Plan

Capital Expenditure

24550/00	Purchase Information Technology & Communication Equipment	898,850	584,350	719,650
		898,850	584,350	719,650

Net Income/(Expenditure)

(898,850)	(584,350)	(719,650)
------------------	------------------	------------------

Implement Governance and Corporate Services Staff Training and Development

Operating Expenditure

73919/00	Train and Develop Staff - Corporate General	38,400	38,400	38,000
73919/01	Train and Develop Staff - Governance and Corporate Services	75,500	91,626	78,100
		113,900	130,026	116,100

Net Income/(Expenditure)

(113,900)	(130,026)	(116,100)
------------------	------------------	------------------

Implement Governance and Corporate Services Study Assistance Programme

Operating Expenditure

73914/01	Implement Governance and Corporate Services Study Assistance	8,000	4,000	5,000
		8,000	4,000	5,000

Net Income/(Expenditure)

(8,000)	(4,000)	(5,000)
----------------	----------------	----------------

Financial Performance by Account 2014/2015

Governance and Corporate Services

Budget
2013/2014

Forecast
2013/2014

Budget
2014/2015

Integrate EMRC's Strategic Future Business Unit Plans and Budget Process

Operating Expenditure

73989/00	Undertake Strategic Planning Research and Special Projects	75,300	60,300	75,300
73999/00	Prepare Strategic Plan and Plan for the Future	36,500	20,500	35,015
73999/01	Facilitate Business Planning Workshops	2,000	2,000	1,500
73999/03	Implement Disability Access & Inclusion Plan	500	500	0
73999/04	Implement Workforce Plan Initiatives	2,000	2,000	2,000
		116,300	85,300	113,815

Net Income/(Expenditure)

(116,300) **(85,300)** **(113,815)**

Manage Corporate Administration Facilities (Ascot Place)

Operating Income

52240/01	Income Administration Building - Ascot Place	600	600	600
		600	600	600

Operating Expenditure

63240/01	Operate and Maintain Administration Building - Ascot Place	405,922	410,360	454,021
63240/02	Clean Administration Building - Ascot Place	43,472	44,500	45,715
63240/04	Lease Artwork Administration Building - Ascot Place	10,000	5,000	0
66530/01	Operate and Maintain Security System - Ascot Place	182	0	365
66590/00	Operate and Maintain Miscellaneous Equipment - Corporate Services	133	133	1,002
		459,709	459,993	501,103

Capital Expenditure

24590/01	Purchase/ Replace other Equipment - Ascot Place	0	0	0
25240/01	Capital Improvement Administration Building - Ascot Place	17,500	17,500	260,000
		17,500	17,500	260,000

Net Income/(Expenditure)

(476,609) **(476,893)** **(760,503)**

Manage Portfolio of Assets

Other Income

82440/00	Income Disposal of Vehicles - Ascot Place	270,423	143,026	161,750
		270,423	143,026	161,750

Other Expenditure

83440/00	Disposal of Vehicles - Ascot Place	250,784	132,852	148,014
		250,784	132,852	148,014

Capital Expenditure

24440/00	Purchase Vehicles - Ascot Place	380,429	152,915	233,978
24510/01	Purchase Furniture Fittings & Equipment - Corporate Services	30,750	30,750	33,750
24620/00	Purchase Art Works	30,000	30,000	40,000
25530/01	Upgrade Security Equipment - Ascot Place	3,639	3,639	3,650
		444,818	217,304	311,378

Net Income/(Expenditure)

(425,179) **(207,130)** **(297,642)**

Financial Performance by Account 2014/2015

Governance and Corporate Services

Budget
2013/2014

Forecast
2013/2014

Budget
2014/2015

Monitor Stakeholder Satisfaction with Type and Quality of Services Provided

Operating Expenditure

73961/01	Conduct Biennial Stakeholder Perception Survey	27,000	27,000	18,200
		27,000	27,000	18,200

Net Income/(Expenditure)

(27,000) **(27,000)** **(18,200)**

Provide Administration Services

Operating Income

59901/00	Income Administration Services	0	180	0
		0	180	0

Operating Expenditure

73901/00	Provide Administrative Service	502,559	438,010	480,072
		502,559	438,010	480,072

Net Income/(Expenditure)

(502,559) **(437,830)** **(480,072)**

Provide Financial Services

Operating Income

59943/00	Income Financial Services	0	28,000	0
59945/00	Income Municipal Cash Investments	86,453	333,350	85,650
59945/02	Income Municipal Cash at Bank	191,850	112,128	85,650
		278,303	473,478	171,300

Operating Expenditure

73943/00	Provide Financial Services	663,714	643,530	716,381
73943/01	Provide Financial Services - Non GST Fees and Charges	683	683	717
93999/01	Clearing Account - Salaries Paid	0	0	0
93999/02	Clearing Account - Salaries Allocated	0	0	0
		664,397	644,213	717,098

Other Income

59945/01	Income Restricted Cash Investments	1,547,814	1,690,843	1,450,386
		1,547,814	1,690,843	1,450,386

Net Income/(Expenditure)

1,161,720 **1,520,108** **904,588**

Provide Human Resource Management Services

Operating Expenditure

73912/00	Provide Human Resource Management Service	309,311	298,863	314,079
73912/01	Conduct Staff Recognition Presentations	3,000	3,500	3,100
		312,311	302,363	317,179

Net Income/(Expenditure)

(312,311) **(302,363)** **(317,179)**

Financial Performance by Account 2014/2015

Governance and Corporate Services

Budget
2013/2014

Forecast
2013/2014

Budget
2014/2015

Provide Information and Technology Service

Operating Expenditure

66550/00	Operate and Maintain Information Technology & Communication	473,176	213,713	299,949
66560/00	Operate and Maintain Network Communications Equipment	1,210	1,644	1,744
66570/00	Operate and Maintain Information Technology Servers	1,210	1,644	1,744
73951/00	Manage Information Technology Services	369,021	341,548	399,867
73952/00	Manage Application and Operating System Software	373,550	338,550	494,205
		1,218,167	897,099	1,197,509

Net Income/(Expenditure)

(1,218,167) **(897,099)** **(1,197,509)**

Provide Internal Audit and Compliance Services

Operating Expenditure

73906/00	Provide Compliance Services and Internal Audit	46,500	46,500	52,300
		46,500	46,500	52,300

Net Income/(Expenditure)

(46,500) **(46,500)** **(52,300)**

Provide Organisation Marketing and Communication Services

Operating Income

59961/00	Income Marketing and Communications	100	50	50
		100	50	50

Operating Expenditure

73961/00	Manage Marketing and Communications Services	207,527	175,751	185,718
73963/00	Prepare Annual Report	9,047	9,975	10,500
		216,574	185,726	196,218

Net Income/(Expenditure)

(216,474) **(185,676)** **(196,168)**

Update Maintain and Promote EMRC's Web Presence

Operating Expenditure

73953/00	Manage Web Based Communications	86,730	86,730	96,380
73953/01	Update Style and Content of EMRC Web Sites	25,000	30,000	55,000
		111,730	116,730	151,380

Net Income/(Expenditure)

(111,730) **(116,730)** **(151,380)**

Financial Performance by Account 2014/2015

Waste Management

	Budget 2013/2014	Forecast 2013/2014	Budget 2014/2015
--	---------------------	-----------------------	---------------------

Manage Engineering and Waste Management Services

Operating Income

59982/00	Income Engineering / Waste Management Business Unit	150	75	1,150
59982/01	Income Engineering / Waste Management Business Unit - Vehicle	2,100	2,275	2,400
		2,250	2,350	3,550

Operating Expenditure

66510/02	Operate and Maintain Office Equipment - Waste Management	281	281	331
66590/02	Operate and Maintain Miscellaneous Equipment -Waste	1,018	1,018	1,323
67610/02	Operate and Maintain Office Furniture and Fittings - Waste	3,027	3,027	1,396
67610/09	Operate and Maintain Office Furniture and Fittings - Hazelmere	1,549	500	641
71915/02	Internal Revenue Staff Leave Entitlements - Engineering and Waste	(170,397)	(203,435)	(153,794)
73917/02	Provide Staff Annual Leave - Engineering Waste Management	156,303	58,520	154,918
73918/02	Recruit Staff - Engineering / Waste Management	9,000	9,000	10,000
73921/02	Provide Staff Sick Leave - Engineering Waste Management	34,040	16,451	32,961
73922/02	Provide Staff Long Service Leave - Engineering Waste Management	4,120	4,120	4,244
73923/02	Provide Staff RDO and TIL Leave - Engineering Waste Management	0	7,918	0
73924/02	Provide Staff Public Holiday Leave - Engineering Waste Management	63,903	6,858	63,716
73982/00	Manage Engineering / Waste Management Business Unit	2,429,836	2,225,259	2,330,253
		2,532,680	2,129,517	2,445,989

Capital Expenditure

24510/02	Purchase / Replace Office Equipment - Engineering / Waste	550	550	550
24590/03	Purchase/Replace Other Equipment - Engineering and Waste	3,000	3,000	3,000
24610/03	Purchase Office Furniture and Fittings-Engineering and Waste	1,000	1,000	1,000
24610/10	Purchase Office Furniture and Fittings-Hazelmere	1,500	1,500	1,500
		6,050	6,050	6,050

Net Income/(Expenditure)

(2,536,480)	(2,133,217)	(2,448,489)
--------------------	--------------------	--------------------

Collect Problematic Waste in the Region

Operating Income

58866/00	Income Household Hazardous Waste	0	1,000	0
		0	1,000	0

Operating Expenditure

72866/00	Manage Household Hazardous Waste	6,282	6,881	6,705
72866/02	Dispose of Household Hazardous Waste	30,608	24,864	23,367
72866/03	Market Household Hazardous Waste Collections	3,500	3,500	3,500
		40,390	35,245	33,572

Net Income/(Expenditure)

(40,390)	(34,245)	(33,572)
-----------------	-----------------	-----------------

Develop an Education Programme to Address Problematic Waste in the Region

Operating Expenditure

72866/01	Conduct School Battery Collection Programme	26,662	22,324	29,329
		26,662	22,324	29,329

Net Income/(Expenditure)

(26,662)	(22,324)	(29,329)
-----------------	-----------------	-----------------

Financial Performance by Account 2014/2015

Waste Management

	Budget 2013/2014	Forecast 2013/2014	Budget 2014/2015
--	---------------------	-----------------------	---------------------

Develop and implement an Education Programme for the Red Hill Education Centre

Operating Expenditure

72873/00	Conduct Waste Education Programmes	139,962	139,539	126,463
		139,962	139,539	126,463

Capital Expenditure

24690/01	Purchase Miscellaneous Furniture and Fittings - Red Hill Education	1,000	1,000	1,000
		1,000	1,000	1,000

Net Income/(Expenditure)

(140,962)	(140,539)	(127,463)
------------------	------------------	------------------

Develop Environmental Management System for Red Hill Waste Management Facility

Operating Expenditure

72856/00	Develop Environmental Management System - Red Hill Landfill	97,875	39,093	98,261
		97,875	39,093	98,261

Net Income/(Expenditure)

(97,875)	(39,093)	(98,261)
-----------------	-----------------	-----------------

Implement Red Hill Master Plan Planning Recommendations

Capital Expenditure

24310/11	Construct Class III Cell Farm Stage 2 - Red Hill Landfill Facility	0	350,000	0
24310/12	Construct Class III Cell Stage 14 - Red Hill Landfill Facility	3,215,000	0	960,000
24310/13	Construct Class III Landfill Cell Farm Stage 3 - Red Hill Landfill	0	100,000	1,100,000
24310/14	Construct Class III Landfill Cell - Red Hill Farm Stage 1 Batter	0	400,000	0
24310/16	Construct Class III Cell Stage 15 - Red Hill Landfill Facility	0	1,600,000	5,010,000
24320/01	Construct Class III Leachate Pond - Red Hill Landfill Facility	180,000	0	0
24320/02	Leachate Project - Red Hill Landfill Facility	15,000	104,500	1,000,000
24330/04	Design and Construct Class IV Cell Stage 2 - Red Hill Landfill Facility	0	0	400,000
24350/00	Construct Siltation Ponds - Red Hill Landfill Facility	190,000	0	200,000
24350/01	Construct Stormwater Control Pond - Red Hill Farm Stage I	100,000	100,000	100,000
24370/00	Construct Roads / Carparks - Red Hill Landfill Facility	400,000	150,000	500,000
24370/02	Construct Access Road to Lots 8 9 10 - Red Hill Landfill Facility	375,000	0	0
24394/00	Construct Perimeter Fencing - Red Hill Landfill Facility	100,000	0	100,000
24394/04	Construct Litter Fence - Red Hill Farm	50,000	50,000	0
24396/00	Construct Monitoring Bores - Red Hill Landfill Facility	31,827	31,827	32,782
24396/02	Construct Monitoring Bores - Hazelmere	0	0	0
24397/00	Construct Perimeter Bunds - Red Hill Landfill Facility	0	744	0
		4,656,827	2,887,071	9,402,782

Net Income/(Expenditure)

(4,656,827)	(2,887,071)	(9,402,782)
--------------------	--------------------	--------------------

Implement Red Hill Master Plan Recommendations (Other)

Operating Expenditure

73939/02	Update Red Hill Development Plan	1,000	0	500
		1,000	0	500

Net Income/(Expenditure)

(1,000)	0	(500)
----------------	----------	--------------

Financial Performance by Account 2014/2015

Waste Management

Budget	Forecast	Budget
2013/2014	2013/2014	2014/2015

Implement Regional Waste Education Plan

Operating Income

58873/01	Income Stakeholder Waste Education	363,643	386,580	442,634
		363,643	386,580	442,634

Operating Expenditure

72873/01	Provide Stakeholder Waste Education Service	56,514	52,542	80,707
72873/02	Conduct Waste Education Research / Surveys	0	0	10,000
72873/04	Produce Regional Waste Education Marketing Materials	134,500	134,500	120,000
72873/06	Conduct Earth Carers Volunteer Program	18,342	15,898	13,170
		209,356	202,940	223,877

Net Income/(Expenditure)

154,287	183,640	218,757
----------------	----------------	----------------

Implement Waste Management Services Study Assistance Programme

Operating Expenditure

73914/02	Implement Engineering/Waste Management Services Study	2,000	0	2,000
73914/03	Implement Red Hill Landfill Facility Administration Staff Study	250	1,500	1,500
73914/08	Implement Red Hill Landfill Facility Operations Staff Study Assistance	500	500	500
		2,750	2,000	4,000

Net Income/(Expenditure)

(2,750)	(2,000)	(4,000)
----------------	----------------	----------------

Implement Waste Management Staff Training and Development

Operating Expenditure

73919/02	Train and Develop Staff - Engineering / Waste Management	48,528	31,755	52,698
73919/03	Train and Develop Staff - Red Hill Landfill Facility	25,826	21,672	24,881
73919/08	Train and Develop Staff - Waste Management Landfill Operations	14,678	0	9,006
73919/09	Train and Develop Staff - Hazelmere Operations Staff	12,782	7,431	7,953
		101,814	60,858	94,538

Net Income/(Expenditure)

(101,814)	(60,858)	(94,538)
------------------	-----------------	-----------------

Financial Performance by Account 2014/2015

Waste Management

Budget	Forecast	Budget
2013/2014	2013/2014	2014/2015

Manage Major and Minor Plant (Red Hill Waste Disposal Facility)

Operating Income

58410/00	Income Plant	165,000	158,000	165,000
58420/00	Income Minor Plant	37,440	37,440	0
		202,440	195,440	165,000

Operating Expenditure

61410/00	Internal Revenue Plant	(2,169,966)	(3,173,740)	(2,833,479)
61430/00	Internal Revenue Vehicles - Red Hill Landfill Facility	(115,739)	(115,739)	(121,526)
65410/00	Operate and Maintain Plant - Waste Management Facilities	3,353,903	3,441,166	4,917,224
65410/01	Operate and Maintain Plant - Arrange for servicing repairs and	32,097	20,556	23,642
65410/02	Operate and Maintain Plant - Hazelmere	371,751	371,751	374,117
65420/01	Operate and Maintain Minor Plant - Water Pumps	174,803	165,229	124,576
65420/02	Operate and Maintain Minor Plant - Generators	37,322	42,187	50,661
65420/03	Operate and Maintain Minor Plant - Water Tanker	750	750	741
65420/04	Operate and Maintain Minor Plant-Trailers-Red Hill	1,804	1,804	13,134
65420/08	Operate and Maintain Miscellaneous Plant - Hazelmere	29,300	28,800	30,457
65420/99	Operate and Maintain Minor Plant - Misc Attachments - Red Hill	50,497	110,727	96,003
		1,766,522	893,491	2,675,549

Other Income

82410/00	Income Disposal of Plant - Red Hill Landfill Facility	350,000	350,000	100,000
82430/00	Income Disposal of Vehicles - Red Hill Landfill Facility	104,191	122,600	82,700
		454,191	472,600	182,700

Other Expenditure

83410/00	Disposal of Plant - Red Hill Landfill Facility	101,000	101,000	101,000
83420/00	Disposal of Minor Plant - Red Hill Landfill Facility	0	2,099	0
83430/00	Disposal of Vehicles - Red Hill Landfill Facility	106,305	106,305	65,155
		207,305	209,404	166,155

Capital Expenditure

24410/00	Purchase / Replace Plant - Red Hill Landfill Facility	1,821,850	760,850	2,103,000
24410/01	Purchase / Replace Plant - Hazelmere	2,142,000	1,277,000	2,850,000
24420/02	Purchase / Replace Minor Plant and Equipment - Hazelmere	84,000	99,000	12,000
24430/00	Purchase / Replace Vehicles - Red Hill Landfill Facility	189,925	199,415	117,869
25410/00	Refurbish Plant - Red Hill Landfill Facility	20,000	36,000	20,000
		4,257,775	2,372,265	5,102,869

Net Income/(Expenditure)

(5,574,971)	(2,807,120)	(7,596,873)
--------------------	--------------------	--------------------

Market EMRC Consulting Services to Member Councils

Operating Income

58864/01	Income Greenwaste Operations - Bagged Products	20,000	0	0
		20,000	0	0

Net Income/(Expenditure)

20,000	0	0
---------------	----------	----------

Financial Performance by Account 2014/2015

Waste Management

Budget 2013/2014 Forecast 2013/2014 Budget 2014/2015

Market Red Hill Waste Management Facility By-Products

Operating Income

58861/00	Income Surplus Clay	500	500	7,000
58862/00	Income Laterite	102,500	124,766	362,500
58863/00	Income Methane	100,000	60,000	120,000
58864/00	Income Greenwaste Operations - General	908,887	993,689	1,545,646
		1,111,887	1,178,955	2,035,146

Operating Expenditure

64395/00	Operate and Maintain Greenwaste Processing Area (Unsealed)	51,964	48,929	41,550
64395/01	Operate and Maintain Contaminated Soil Remediation Area	4,354	3,645	0
64395/02	Operate and Maintain Hardstand & Road - Hazelmere	68,344	55,574	95,256
72860/00	Market Waste Facility Products	22,161	23,661	32,194
72861/00	Manage Surplus Clay Stock Pile	6,999	4,885	5,503
72862/00	Manage Laterite	38,930	37,130	41,898
72862/01	Market Laterite	401	183	237
72862/02	Remove and Crush Lateritic Caprock	500,000	500,000	500,000
72863/00	Manage Methane	24,786	23,258	16,988
72864/01	Manage Greenwaste Composting	115,738	192,034	210,792
72864/02	Manage Greenwaste Mulching	468,294	463,895	691,801
		1,301,971	1,353,194	1,636,219

Capital Expenditure

24395/00	Construct Greenwaste Processing Area - Red Hill Landfill Facility	0	0	0
24410/02	Purchase Bagging Plant for Mulch/Compost	75,000	0	0
		75,000	0	0

Net Income/(Expenditure)

(265,084) **(174,239)** **398,927**

Promote Red Hill Landfill Facility Operations

Operating Expenditure

63252/00	Operate and Maintain Training Centre Buildings (House) - Red Hill	8,438	8,438	8,537
63253/00	Operate and Maintain Environ. Education Centre Blds - Red Hill	15,559	15,559	16,146
63253/03	Establish Battery Collection Facility - Hazelmere Facility	0	0	6,000
66530/10	Operate and Maintain Security System Education / Training Centre	900	900	900
68690/01	Operate and Maintain Misc Furn and Fittings - Educ / Trng Centre	2,579	2,579	1,582
72851/03	Support EMRC Community Grants Program	15,750	9,456	15,758
72871/00	Provide Site Tours - Red Hill Landfill Facility	19,477	14,658	20,760
72872/00	Conduct Open day - Red Hill Landfill	0	0	12,500
		62,703	51,590	82,183

Capital Expenditure

25253/00	Refurbish Environmental Education Centre - Redhill Landfill Facility	2,000	10,000	4,000
		2,000	10,000	4,000

Net Income/(Expenditure)

(64,703) **(61,590)** **(86,183)**

Financial Performance by Account 2014/2015

Waste Management	Budget 2013/2014	Forecast 2013/2014	Budget 2014/2015
------------------	---------------------	-----------------------	---------------------

Provide Environmental Consulting Services to External Organisations

Operating Income

58712/03	Income Waste Mngmt Environ. Cons. - Other Clients	45,000	45,000	30,000
58712/04	Income Waste Management Environmental Consulting - Member	167,000	168,190	167,000
		212,000	213,190	197,000

Operating Expenditure

72712/03	Provide Waste Management Consulting Services - Contaminated	90,000	90,000	25,000
		90,000	90,000	25,000

Net Income/(Expenditure)

	122,000	123,190	172,000
--	----------------	----------------	----------------

Financial Performance by Account 2014/2015

Waste Management

Budget
2013/2014

Forecast
2013/2014

Budget
2014/2015

Provide Waste Disposal Service (Red Hill Waste Disposal Facility)

Operating Income

53221/00	Income - Hazelmere Site General Income	16,543	24,600	24,100
53310/00	Income Class III Cells - Red Hill Landfill Facility	33,285,815	26,558,511	30,364,517
53310/01	Income Tyre Recovery Charge Class III Cells - Red Hill Landfill	24,000	24,000	7,500
53310/03	Income Clean Fill/Inert Waste - Red Hill Waste Management Facility	75,000	0	0
53330/00	Income Class IV Cells - Red Hill Landfill Facility	850,000	0	526,350
53330/01	Income Encapsulate Class IV Material in Concrete - Red Hill Landfill	2,727	0	0
58581/01	Income Workers Compensation Reimbursement - Red Hill Landfill	0	0	0
58851/00	Income Red Hill Landfill Administration	500	3,490	500
58857/00	Income Waste Transfer Station Operations - Red Hill Landfill Facility	1,397,890	1,581,000	1,922,931
58857/02	Income Mathieson Road Transfer Station Operations	459,418	375,004	346,020
58857/03	Income Coppin Road Transfer Station Operations	484,554	504,499	465,592
58857/04	Income Waste Transfer Stations Operations - RCTI's to be Allocated	0	0	0
58857/05	Income Tip Face Steel Recycling - Red Hill Waste Management	0	2,234	0
58859/01	Income - Lime Amended Bio-Clay Operations	128,271	10,000	0
58865/00	Income Remediate Contaminated Soils	0	500	0
		36,724,718	29,083,838	33,657,510

Operating Expenditure

62120/00	Operate and Maintain Hazelmere Site	234,996	201,993	224,485
62150/00	Operate and Maintain Waste Management Land - Redhill Landfill	124,743	100,462	112,241
62150/03	Operate and Maintain Waste Management Land - Lot 501 (Lot 81 Hills Spine Road Realignment	2,600	3,851	2,500
62150/05	Hills Spine Road Realignment	50,000	50,000	15,000
62151/00	Operate and Maintain Waste Management Land - Red Hill Farm	44,741	33,899	33,090
63221/00	Operate and Maintain Hazelmere Buildings	25,943	71,127	45,766
63251/00	Operate and Maintain Administration Buildings - Red Hill Landfill	37,121	71,388	61,475
63259/00	Operate and Maintain Other Waste Management Buildings Red Hill	110,138	73,194	75,093
63259/02	Operate and Maintain Other Waste Management Buildings	8,976	4,962	4,743
64250/01	Operate and Maintain structures Mattress Recycling Centre -	3,115	3,115	3,113
64310/01	Operate and Maintain Class III Cells - Receive and Compact Waste	1,567,451	1,411,421	1,593,495
64310/02	Operate and Maintain Class III Cells - Suppress Dust	123,648	98,352	107,419
64310/03	Operate and Maintain Class III Cells - Manage Litter	279,396	246,321	223,368
64310/04	Operate and Maintain Class III Cells - Manage Traffic and Maintain	223,912	189,144	228,568
64310/05	Operate and Maintain Class III Cells - Supply and Maintain	678,471	617,870	659,467
64310/06	Operate and Maintain Class III Cells - Sample/Test Materials/Waste	5,700	3,901	4,082
64310/07	Operate and Maintain Class III Cell Drainage System - Red Hill	193,160	135,793	143,890
64310/08	Operate and Maintain Class III Cells - Cell Usage (Airspace)	13,650,334	10,807,696	13,861,283
64310/09	Operate and Maintain Class III Cells - Maintain Liner	10,603	5,275	5,356
64310/10	Rehabilitate Class III Cells - Red Hill Landfill Facility	745,939	653,491	569,968
64310/12	Mining of Lot 11 - Red Hill Waste Disposal Site	20,000	20,000	0
64320/01	Operate and Maintain Class III Leachate Ponds - Red Hill Landfill	143,099	149,824	208,105
64330/01	Operate and Maintain Class IV Cells - Receive and Compact Waste	8,880	8,562	7,304
64330/02	Operate and Maintain Class IV Cells - Suppress Dust	9,947	7,410	8,291
64330/03	Operate and Maintain Class IV Cells - Maintain Liner / Sand Filter	1,202	820	914
64330/04	Operate and Maintain Class IV Cells - Manage Traffic and Maintain	13,448	8,838	9,538
64330/05	Operate and Maintain Class IV Cells - Supply and Maintain	5,364	4,810	4,631
64330/06	Operate and Maintain Class IV Cells - Sample / Test Materials /	5,000	2,000	3,000
64330/07	Operate and Maintain Class IV Cell Drainage System - Red Hill	37,830	24,395	30,538
64330/08	Operate and Maintain Class IV Cells - Cell Usage (Airspace)	223,499	60,035	171,225
64330/09	Operate and Maintain Class IV Cell - Encapsulate Material in	3,577	3,535	0
64330/10	Rehabilitate Class IV Cells - Red Hill Landfill Facility	80,387	177	100,228
64340/01	Operate and Maintain Class IV Leachate Ponds - Red Hill Landfill	82,369	82,151	41,209
64350/00	Operate and Maintain Siltation Ponds - Red Hill Landfill Facility	49,936	56,078	55,326
64360/00	Operate and Maintain Nutrient Stripping Ponds - Red Hill Landfill	9,120	9,314	8,032
64370/00	Operate and Maintain Roads / Car Parks - Red Hill Landfill Facility	146,618	138,916	139,996
64380/00	Operate and Maintain Stormwater System - Red Hill Landfill Facility	125,056	95,556	63,922
64391/00	Operate and Maintain Waste Transfer Station Buildings - Red Hill	8,978	8,978	6,223
64392/00	Operate and Maintain Weighbridge Structure - Red Hill	24,621	24,621	24,711
64392/01	Operate and Maintain Weighbridge Structure - Hazelmere	7,146	7,146	10,642
64393/00	Operate and Maintain Water Storage Dams - Red Hill Landfill Facility	24,008	23,413	7,341

Financial Performance by Account 2014/2015

Waste Management

Budget
2013/2014

Forecast
2013/2014

Budget
2014/2015

Provide Waste Disposal Service (Red Hill Waste Disposal Facility)

Operating Expenditure

64393/01	Operate and Maintain Water Storage Dams/Tanks - Hazelmere	2,794	656	429
64394/00	Operate and Maintain Perimeter Fencing - Red Hill Landfill Facility	21,577	25,035	32,125
64394/01	Operate and Maintain Perimeter Fencing - Hazelmere	5,010	3,510	3,510
64394/03	Operate and Maintain Perimeter Fencing - Lot 501 (81North)	16,848	16,848	2,263
64394/04	Operate and Maintain Perimeter Fencing - Red Hill Farm	15,771	15,771	18,232
64396/00	Operate and Maintain Monitoring Bores - Red Hill Landfill Facility	32,016	32,016	30,031
64396/03	Operate and Maintain Monitoring Bores - Hazelmere	0	0	386
64397/00	Construct and Maintain Perimeter Bunds - Red Hill Landfill Facility	175,000	55,000	0
64398/00	Operate and Maintain Miscellaneous Waste Management Structures	72,280	63,710	53,488
65430/00	Operate and Maintain Vehicles - Red Hill Landfill Facility	132,536	121,818	130,711
66510/08	Operate and Maintain Office Equipment - Redhill Landfill Facility	15,763	3,800	6,080
66520/08	Operate and Maintain Fire Fighting Equipment - Red Hill Landfill	13,107	13,107	11,700
66520/09	Operate and Maintain Fire Fighting Equipment - Hazelmere	53,852	66,948	73,505
66530/08	Operate and Maintain Security System - Red Hill Waste Management	105,145	104,145	68,086
66530/09	Operate and Maintain Security System - Hazelmere	47,783	31,712	31,211
66590/08	Operate and Maintain Other Equipment - Red Hill Landfill Facility	86,732	85,064	51,904
66590/09	Operate and Maintain Other Equipment - Hazelmere	29,180	23,827	19,464
66690/08	Operate and Maintain Miscellaneous Furniture and Fittings-Red Hill	20	20	0
67610/08	Operate and Maintain Office Furniture and Fittings - Red Hill Landfill	8,081	8,081	2,012
71915/03	Internal Revenue Staff Leave Entitlements - Red Hill Landfill	(94,027)	(91,703)	(103,248)
71916/00	Internal Revenue Red Hill Operations Staff On Costs	(1,358,071)	(815,065)	(1,296,759)
72851/00	Manage and Administer Red Hill Landfill Facility	2,232,518	2,297,988	2,290,520
72851/01	Market Waste Facilities	0	1,144	0
72851/02	Manage Red Hill Landfill Facility Safety Requirements	3,600	3,600	3,600
72857/00	Manage Waste Transfer Station Operations - Red Hill Landfill Facility	646,251	590,776	733,830
72857/02	Manage Mathieson Road Transfer Station Operations	419,130	340,913	314,551
72857/03	Manage Coppin Road Transfer Station Operations	441,968	458,635	423,257
72857/04	Manage Tip Face Steel Recycling - Red Hill Waste Management	0	7,141	10,444
72858/00	Manage Weighbridge Operations - Red Hill Landfill Facility	262,211	239,032	272,033
72859/04	Lime Amended Bio-Clay Operations	80,807	80,657	0
73916/00	Manage Red Hill Landfill Operations Staff On Costs	244,573	189,600	245,609
73917/03	Provide Staff Annual Leave - Red Hill Landfill Facility Administration	44,319	24,024	41,611
73917/08	Provide Staff Annual Leave - Waste Management Landfill Operations	167,223	99,998	153,295
73918/03	Recruit Staff - Red Hill Landfill	15,000	15,000	15,000
73921/03	Provide Staff Sick Leave - Red Hill Landfill Facility Administration	9,429	6,394	8,853
73921/08	Provide Staff Sick Leave - Waste Management Landfill Operations	34,861	27,370	31,866
73922/08	Provide Staff Long Service Leave - Waste Management Landfill	7,000	11,674	7,210
73923/03	Provide Staff RDO and TIL Leave - Red Hill Landfill Facility	0	1,729	0
73923/08	Provide Staff RDO and TIL Leave - Waste Management Landfill	0	2,209	0
73924/03	Provide Staff Public Holiday Leave - Red Hill Landfill Facility	18,859	4,246	17,707
73924/08	Provide Staff Public Holiday Leave - Waste Management Landfill	69,723	32,749	63,733
73925/03	Provide Staff Workers' Compensation - Red Hill Landfill Facility	0	36,057	0
73925/08	Provide Staff Workers' Compensation - Waste Management Landfill	0	(2,381)	0
73929/03	Provide Staff Other Leave - Red Hill Landfill Facility Administration	0	1,202	0
73936/00	Manage Workshop Operations	16,700	16,700	11,700
73939/01	Undertake Geotechnical Investigations	25,000	25,000	100,000
		23,271,641	19,795,591	22,755,526

Other Expenditure

83390/00	Disposal of Infrastructure - Red Hill Landfill Facility	0	11,369	0
83590/00	Disposal of Miscellaneous Equipment - Red Hill Landfill Facility	0	0	0
		0	11,369	0

Capital Expenditure

24250/01	Construct Waste Management Facility Buildings - Red Hill Landfill	93,886	93,886	0
24250/02	Construct Waste Management Facility Buildings - Hazelmere	93,000	93,000	0
24250/03	Construct Weighbridge Office - Hazelmere	0	4,100	0
24250/05	Construct Storage Shed for Mattresses - Hazelmere	27,400	16,600	63,000

Financial Performance by Account 2014/2015

Waste Management

Budget 2013/2014 Forecast 2013/2014 Budget 2014/2015

Provide Waste Disposal Service (Red Hill Waste Disposal Facility)

Capital Expenditure

24250/07	Construct Lunchroom and Ablution Block - Red Hill Landfill Facility	20,000	0	0
24259/02	Construct Waste Management Facility Buildings - Other - Hazelmere	50,000	0	0
24360/00	Construct Nutrient Stripping Pond - Red Hill Landfill Facility	110,500	0	286,000
24395/01	Construct Hardstand and Road - Hazelmere	202,175	0	224,000
24395/04	Relocate Greenwaste Processing area - Red Hill Landfill Facility	350,000	0	820,000
24399/04	Washdown bay Upgrade - Red Hill Landfill Facility	70,000	0	70,000
24399/05	Truck Washdown Bay for Member Councils - Red Hill Landfill Facility	30,000	0	30,000
24399/08	Plant Washdown Bay - Hazelmere	0	0	80,000
24420/00	Purchase / Replace Minor Plant and Equipment-Red Hill Landfill	263,000	203,000	165,000
24510/08	Purchase / Replace Office Equipment - Red Hill Landfill Facility	39,000	4,000	24,000
24520/07	Purchase Fire Fighting System/Equipment - Hazelmere	35,000	85,000	10,000
24520/08	Purchase / Replace Fire Fighting Equipment - Red Hill Landfill	1,000	1,000	1,000
24530/08	Purchase / Replace Security System - Red Hill Waste Management	144,600	44,600	54,000
24530/10	Purchase / Replace Security System - Hazelmere	27,000	27,000	6,000
24590/00	Purchase / Replace Other Equipment - Red Hill Landfill Facility	301,000	251,000	266,000
24590/02	Purchase / Replace Miscellaneous Equipment - Hazelmere	23,700	8,700	2,500
24610/08	Purchase / Replace Office Furniture and Fittings - Red Hill Landfill	1,000	1,000	3,000
25259/01	Refurbish Waste Transfer Station Building - Red Hill Landfill Facility	80,000	0	80,000
		1,962,261	832,886	2,184,500
Net Income/(Expenditure)		11,490,816	8,443,992	8,717,483

Satisfy Red Hill Legislative Environmental Requirements

Operating Expenditure

72853/00	Monitor Environmental Impacts - Red Hill Water Monitoring	229,348	229,348	235,250
72854/00	Monitor Environmental Impacts - Red Hill Groundwater Remediation	131,718	131,718	132,355
72859/00	Monitor Environmental Impacts - Red Hill Landfill Other	26,484	56,109	81,427
72859/01	Monitor Environmental Impacts - Red Hill National Pollutant	5,000	5,000	5,000
72859/02	Monitor Environmental Impacts - Red Hill Landfill Occupational	20,500	5,500	20,500
72859/06	Monitor Environmental Impacts - Red Hill Odour Monitoring	80,000	80,000	40,000
72859/07	Monitor Environmental Impacts - Hazelmere Dust Monitoring	20,000	20,000	20,100
72859/08	Monitor Environmental Impacts - Hazelmere Water Monitoring	10,000	10,000	10,000
72859/09	Monitor Environmental Impacts - Hazelmere Occupational Hygiene	4,000	30,000	15,000
		527,050	567,675	559,632
Net Income/(Expenditure)		(527,050)	(567,675)	(559,632)

Financial Performance by Account 2014/2015

Waste Management		Budget	Forecast	Budget
		2013/2014	2013/2014	2014/2015
Undertake Waste Management Research and Development				
Operating Income				
58888/01	Income Woodwaste Project	2,374,000	2,374,000	2,574,500
58888/02	Income Mattress Project - Hazelmere	707,655	371,000	396,300
58888/04	Income Mattress Project - Red Hill	4,631	8,000	4,863
58888/05	Income Woodwaste Project (broiler growers guarantee fee) -	19,250	30,000	30,000
58939/00	Income Forum of Regional Councils (FORC)	111,485	111,485	111,485
58939/01	Income Engineering / Waste Management Special Projects	388,000	388,000	388,000
58939/12	Income Engineering / Waste Management - Cardboard Recycling	0	5,000	0
		3,605,021	3,287,485	3,505,148
Operating Expenditure				
72888/01	Manage Woodwaste Project - Hazelmere	1,496,742	2,276,486	2,407,574
72888/02	Manage Mattress Project - Hazelmere	558,141	466,133	570,685
72888/04	Manage Carpet Recycling Project - Hazelmere	500	500	500
72888/05	Woodwaste Project - Hazelmere (broiler growers guarantee fee)	19,250	30,000	30,000
73918/10	Recruit Staff - Hazelmere	0	150	150
73932/00	Undertake Engineering / Waste Management Research and	45,200	42,700	44,000
73939/04	Support Forum of Regional Councils (FORC)	142,200	142,200	142,200
73939/12	Undertake Engineering/Waste Management Special Projects	388,000	388,000	0
		2,650,033	3,346,169	3,195,109
Net Income/(Expenditure)		954,988	(58,684)	310,039

Financial Performance by Account 2014/2015

Environmental Services		Budget 2013/2014	Forecast 2013/2014	Budget 2014/2015
Implement Cities For Climate Protection (CCP) Programme				
Operating Income				
58725/00	Income Achieving Carbon Emissions Reduction (ACEr)	55,170	55,170	46,235
58725/03	Income Community Energy Efficiency Program (CEEP)	117,368	379,722	184,398
		172,538	434,892	230,633
Operating Expenditure				
72725/00	Achieving Carbon Emissions Reduction (ACEr)	66,765	68,605	67,814
72725/01	EMRC - Achieving Carbon Emissions Reduction EMRC (ACEr)	8,270	6,292	6,650
72725/09	Implement Community Energy Efficiency Program (CEEP)	56,366	69,812	45,874
72725/11	Implement CEEP Demonstration Project - Mundaring	7,500	135,234	227,134
72725/12	Implement CEEP Demonstration Project - Bayswater	113,000	189,319	2,836
72725/13	Implement CEEP Demonstration Project - Bassendean	2,000	38,080	2,800
		253,901	507,342	353,108
Net Income/(Expenditure)		(81,363)	(72,450)	(122,475)
Implement Eastern Hills Catchment Management Action Project				
Operating Income				
58721/00	Income Eastern Hills Catchment Management (EHCM)	284,467	226,177	240,077
		284,467	226,177	240,077
Operating Expenditure				
72721/00	Implement Eastern Hills Catchment Management Project - EHCM	38,215	25,295	40,721
72721/06	Implement Eastern Hills Catchment Management Project - NRM	81,578	70,181	85,069
72721/07	Implement Eastern Hills Catchment Management Project - NRM	94,208	91,766	97,226
72721/10	Implement Eastern Hills Catchment Management Project - NRM	82,205	88,032	78,594
72721/23	Implement Helping the Helena Project	61,384	40,073	800
72721/25	Eastern Hill Catchment Management Project - Community	20,000	15,609	0
		377,590	330,956	302,410
Net Income/(Expenditure)		(93,123)	(104,779)	(62,333)
Implement Environmental Services Staff Training and Development				
Operating Expenditure				
73919/05	Train and Develop Staff - Environmental Services	33,834	18,430	28,510
		33,834	18,430	28,510
Net Income/(Expenditure)		(33,834)	(18,430)	(28,510)
Implement Environmental Services Study Assistance Programme				
Operating Expenditure				
73914/05	Implement Environmental Services Staff Study Assistance	2,000	0	2,000
		2,000	0	2,000
Net Income/(Expenditure)		(2,000)	0	(2,000)

Financial Performance by Account 2014/2015

Environmental Services	Budget 2013/2014	Forecast 2013/2014	Budget 2014/2015
------------------------	---------------------	-----------------------	---------------------

Implement Future Proofing Climate Change Adaptation Project

Operating Income

58725/02	Income Future Proofing Climate Change Adaptation Project	75,000	75,000	75,000
		75,000	75,000	75,000

Operating Expenditure

72725/07	Implement Future Proofing Climate Change Adaptation Project	100,587	98,510	92,605
		100,587	98,510	92,605

Net Income/(Expenditure)

(25,587)	(23,510)	(17,605)
-----------------	-----------------	-----------------

Implement Swan and Helena River Management Framework

Operating Expenditure

72799/03	Implement Swan and Helena River Management Framework	114,253	98,006	109,461
		114,253	98,006	109,461

Net Income/(Expenditure)

(114,253)	(98,006)	(109,461)
------------------	-----------------	------------------

Implement Water Campaign Programme

Operating Income

58739/05	Income Regional Water Campaign	83,833	82,396	103,889
		83,833	82,396	103,889

Operating Expenditure

72739/05	Undertake Regional Water Campaign	97,115	110,419	119,810
		97,115	110,419	119,810

Net Income/(Expenditure)

(13,282)	(28,023)	(15,921)
-----------------	-----------------	-----------------

Financial Performance by Account 2014/2015

Environmental Services		Budget 2013/2014	Forecast 2013/2014	Budget 2014/2015
------------------------	--	---------------------	-----------------------	---------------------

Manage and Deliver Environmental Services

Operating Income

58984/00	Income Environmental Services Business Unit	500	200	500
58984/01	Income Environmental Services - Vehicle Costs Reimbursement	2,275	2,275	2,275
		2,775	2,475	2,775

Operating Expenditure

66510/05	Operate and Maintain Office Equipment - Environmental Services	1,882	560	670
66590/06	Operate and Maintain Miscellaneous Equipment - Environmental	0	990	984
67610/05	Operate and Maintain Office Furniture and Fittings - Environmental	1,535	1,535	700
71915/05	Internal Revenue Staff Leave Entitlements - Environmental Services	(114,871)	(113,965)	(121,999)
73917/05	Provide Staff Annual Leave - Environmental Services	60,827	51,068	57,112
73918/05	Recruit Staff - Environmental Services	3,000	1,000	2,000
73921/05	Provide Staff Sick Leave - Environmental Services	12,572	11,756	11,790
73922/05	Provide Staff Long Service Leave - Environmental Services	(19,000)	(19,000)	6,180
73923/05	Provide Staff RDO and TIL Leave - Environmental Services	0	2,237	0
73924/05	Provide Staff Public Holiday Leave - Environmental Services	25,144	11,995	23,579
73984/00	Manage Environmental Services Business Unit	893,166	870,052	882,447
73984/01	Undertake Environmental Services Future Projects	84,506	64,168	86,808
73984/06	Environmental Services Research & Development - Alternative Weed	20,000	24,681	27,248
73984/07	Environmental Services Research & Development - Marri Canker	9,392	13,963	800
73984/09	Environmental Services - Bushskills for our Youth	39,626	35,580	101,546
73984/10	Environmental Services Research & Development - Urban Heat	0	0	21,500
		1,017,779	956,620	1,101,365

Capital Expenditure

24510/05	Purchase Office Equipment - Environmental Services	1,500	1,000	1,200
24610/05	Purchase Office Furniture and Fittings - Environmental Services	1,500	1,500	1,500
		3,000	2,500	2,700

Net Income/(Expenditure)

(1,018,004) (956,645) (1,101,290)

Participate in Environmental Issues and Projects that Affect the Region

Operating Expenditure

72739/00	Implement Other Environmental Projects	0	804	0
		0	804	0

Net Income/(Expenditure)

0 (804) 0

Provide Environmental Consulting Service to member Councils

Operating Income

58711/00	Income Environmental Consulting Services	50,000	22,306	35,000
58711/01	Income Environmental Services Future Projects	90,000	30,000	30,900
		140,000	52,306	65,900

Operating Expenditure

72711/00	Provide Environmental Consulting Services	18,710	8,614	3,589
		18,710	8,614	3,589

Net Income/(Expenditure)

121,290 43,692 62,311

Financial Performance by Account 2014/2015

Regional Development

Budget	Forecast	Budget
2013/2014	2013/2014	2014/2015

Develop Advocacy and Lobbying Protocol

Operating Expenditure

73966/02	Implement Regional Advocacy Strategy	177,456	184,622	179,295
		177,456	184,622	179,295

Net Income/(Expenditure)

		(177,456)	(184,622)	(179,295)
--	--	------------------	------------------	------------------

Develop and Promote Perth's Eastern Region as a Tourism Destination

Operating Expenditure

72818/02	Manage Perth Tourism Website	13,472	12,868	8,349
		13,472	12,868	8,349

Net Income/(Expenditure)

		(13,472)	(12,868)	(8,349)
--	--	-----------------	-----------------	----------------

Facilitate Regional Youth Strategies

Operating Expenditure

72762/00	Develop Youth Education Strategy	41,540	11,109	10,800
		41,540	11,109	10,800

Net Income/(Expenditure)

		(41,540)	(11,109)	(10,800)
--	--	-----------------	-----------------	-----------------

Implement Perth's Eastern Autumn Festival Regional Publicity Campaign

Operating Income

58802/01	Income Perth's Autumn Festival	70,000	27,000	27,000
		70,000	27,000	27,000

Operating Expenditure

72802/01	Perth's Autumn Festival	154,855	118,841	131,245
		154,855	118,841	131,245

Net Income/(Expenditure)

		(84,855)	(91,841)	(104,245)
--	--	-----------------	-----------------	------------------

Implement Regional Development Services Study Assistance Programme

Operating Expenditure

73914/04	Implement Regional Development Staff Study Assistance	1,000	0	1,000
		1,000	0	1,000

Net Income/(Expenditure)

		(1,000)	0	(1,000)
--	--	----------------	----------	----------------

Implement Regional Development Staff Training and Development

Operating Expenditure

73919/04	Train and Develop Staff - Regional Development	22,366	8,140	18,717
		22,366	8,140	18,717

Net Income/(Expenditure)

		(22,366)	(8,140)	(18,717)
--	--	-----------------	----------------	-----------------

Financial Performance by Account 2014/2015

Regional Development		Budget	Forecast	Budget
		2013/2014	2013/2014	2014/2015
Implement Regional Integrated Transport Strategy				
Operating Income				
58787/04	Income Regional Active Transport Plan	60,000	60,000	60,000
58787/05	Income Regional Integrated Transport Strategy	54,888	54,888	104,888
		114,888	114,888	164,888
Operating Expenditure				
72787/01	Implement Regional Integrated Transport Strategy	93,271	98,738	180,565
72787/03	Co-ordinate Regional Cycle Plan	5,000	5,000	5,000
72787/04	Regional Active Transport Plan	73,126	75,959	83,849
		171,397	179,697	269,414
Net Income/(Expenditure)		(56,509)	(64,809)	(104,526)
Investigate and Develop Industry Capability and Clustering Project				
Operating Expenditure				
72782/01	Implement Regional Economic Development Strategy	253,080	164,899	194,844
		253,080	164,899	194,844
Net Income/(Expenditure)		(253,080)	(164,899)	(194,844)
Manage and Deliver Regional Development Service				
Operating Income				
58983/00	Income Regional Development Business Unit	163,114	163,114	137,535
		163,114	163,114	137,535
Operating Expenditure				
66510/04	Operate and Maintain Office Equipment - Regional Development	1,603	1,603	100
66590/05	Operate and Maintain Other Equipment - Regional Development	2,091	2,091	0
67610/04	Operate and Maintain Furniture and Fittings - Regional Development	2,002	2,002	892
71915/04	Internal Revenue Staff Leave Entitlements - Regional Development	(98,725)	(65,736)	(78,273)
72799/02	Provide Regional Economic Profile Information	34,000	34,000	30,000
73917/04	Provide Staff Annual Leave - Regional Development	45,823	24,868	42,285
73918/04	Recruit Staff - Regional Development	2,000	3,838	2,000
73921/04	Provide Staff Sick Leave - Regional Development	10,465	3,540	9,374
73922/04	Provide Staff Long Service Leave - Regional Development	1,560	1,560	1,607
73923/04	Provide Staff RDO and TIL Leave - Regional Development	0	1,712	0
73924/04	Provide Staff Public Holiday Leave - Regional Development	20,931	6,157	18,748
73983/00	Manage Regional Development Business Unit	882,100	790,026	830,438
73983/03	Support Regional Development Grant/Sponsorship Opportunities	30,000	11,000	30,000
73983/04	Regional Development Research and Development - Urban	39,500	39,500	39,500
73983/05	Regional Development Research and Development - Research	10,000	0	30,000
		983,350	856,161	956,671
Capital Expenditure				
24510/04	Purchase Office Equipment - Regional Development	1,000	1,000	1,000
24610/04	Purchase Office Furniture and Fittings - Regional Development	1,000	1,000	1,000
		2,000	2,000	2,000
Net Income/(Expenditure)		(822,236)	(695,047)	(821,136)

Financial Performance by Account 2014/2015

Regional Development		Budget 2013/2014	Forecast 2013/2014	Budget 2014/2015
Support Avon Descent Community Days				
Operating Income				
58829/01	Income Avon Descent	256,000	253,000	260,500
		256,000	253,000	260,500
Operating Expenditure				
72829/01	Support Avon Descent	296,599	290,758	296,331
		296,599	290,758	296,331
Net Income/(Expenditure)		(40,599)	(37,758)	(35,831)

Financial Performance by Account 2014/2015

Risk Management		Budget 2013/2014	Forecast 2013/2014	Budget 2014/2015
Implement Risk Management Staff Training and Performance Review Process				
Operating Expenditure				
73919/06	Train and Develop Staff - Risk Management	0	360	0
		0	360	0
Net Income/(Expenditure)		0	(360)	0
Manage and Deliver Regional Risk Management Service				
Operating Income				
58985/00	Income Risk Management Service Business Unit	0	3,673	0
		0	3,673	0
Operating Expenditure				
66510/06	Operate and Maintain Office Equipment - Risk Management	1,218	444	492
67610/06	Operate and Maintain Office Furniture and Fittings - Risk	150	0	0
71915/06	Internal Revenue Staff Leave Entitlements - Risk Management	0	(10,144)	0
71985/00	Internal Revenue Risk Management Service Business Unit	(75,050)	(75,350)	(76,050)
73917/06	Provide Staff Annual Leave - Risk Management	0	12,114	0
73921/06	Provide Staff Sick Leave - Risk Management Services	0	407	0
73922/06	Provide Staff Long Service Leave - Risk Management Services	0	14,331	0
73923/06	Provide Staff RDO and TIL Leave - Risk Management Services	0	17	0
73924/06	Provide Staff Public Holiday Leave - Risk Management	0	1,289	0
73985/00	Manage Risk Management Services Business Unit	127,889	104,515	135,955
		54,207	47,623	60,397
Capital Expenditure				
24510/06	Purchase Office Equipment - Risk Management	500	500	500
24610/06	Purchase Office Furniture and Fittings - Risk Management	500	500	500
		1,000	1,000	1,000
Net Income/(Expenditure)		(55,207)	(44,950)	(61,397)

Financial Performance by Account 2014/2015

Resource Recovery	Budget 2013/2014	Forecast 2013/2014	Budget 2014/2015
-------------------	---------------------	-----------------------	---------------------

Develop a Clearer Understanding of Available Resource Recovery Technologies

Other Expenditure

72884/02	Undertake Resource Recovery Project Study Tour	14,000	14,000	70,000
		14,000	14,000	70,000
Net Income/(Expenditure)		(14,000)	(14,000)	(70,000)

Develop Resource Recovery Products

Other Expenditure

72888/00	Market Resource Recovery Products	10,000	10,000	10,000
		10,000	10,000	10,000
Net Income/(Expenditure)		(10,000)	(10,000)	(10,000)

Identify and Coordinate Networking Opportunities

Other Expenditure

73904/07	Attend Corporate and Award Functions and Events - Resource	250	250	250
		250	250	250
Net Income/(Expenditure)		(250)	(250)	(250)

Financial Performance by Account 2014/2015

Resource Recovery

Implement Resource Recovery Project Plan

Other Expenditure

	Budget 2013/2014	Forecast 2013/2014	Budget 2014/2015
64398/01 Operate and Maintain Infrastructure - Resource Recovery Park	0	0	29,750
72882/03 Conduct Resource Recovery Community Consultation	12,000	17,000	17,000
72889/00 Develop Resource Recovery Project	30,000	30,000	30,000
72889/01 Prepare Project Management Plan and Schedule (Task 1)	10,000	10,000	10,000
72889/03 Undertake Community Consultation (Task 3)	0	4,120	0
72889/04 Undertake EMRC Participant Consultation (Task 4)	11,000	11,000	11,000
72889/06 Determine Preferred Site and Technology (Task 6)	0	0	0
72889/07 Develop Financial Models (Task 7)	17,000	17,000	17,000
72889/08 Determine Project Staging (Task 8)	0	3,650	3,650
72889/09 Prepare Business Plan and Participating Members Agreement (Task 10)	30,000	30,000	30,000
72889/10 Review Waste Collection Systems (Task 10)	0	0	10,000
72889/15 Seek Environmental Approvals (Task 15)	5,000	13,800	10,000
72889/16 Seek Town Planning Approvals (Task 16)	1,500	0	11,500
72889/17 Prepare Tender Documents (Task 17)	39,000	26,000	39,000
72889/18 Seek Tenders (Task 18)	79,000	0	89,000
72889/19 Evaluate Tenders (Task 19)	175,000	0	175,000
72889/20 Prepare and Negotiate Contract (Task 20)	42,000	670	0
72889/22 Prepare Project Progress Reports (Task 22)	2,500	2,500	2,500
72889/23 Conduct Project Advisory Group Meetings (Task 23)	3,500	3,500	3,500
	457,500	169,240	488,900

Capital Expenditure

24150/05 Resource Recovery Park - Land	30,000	30,000	1,000,000
24259/04 Construct and Commission Resource Recovery Park - C & I Building	500,000	50,000	1,550,000
24259/05 Construct and Commission Resource Recovery Park - Wood Waste	250,000	0	625,000
24259/06 Construct and Commission Resource Recovery Park - Community	10,000	10,000	10,000
24259/09 Construct and Commission Resource Recovery Park - MRF Building	50,000	50,000	50,000
24392/02 Construct and Commission Resource Recovery Park - Weighbridges	150,000	0	150,000
24399/01 Construct and Commission Resource Recovery Park - Site	1,050,000	300,000	1,190,000
24410/03 Purchase Resource Recovery Park - Wood Waste to Energy Plant &	1,000,000	3,370,378	6,135,000
24410/04 Purchase Resource Recovery Park C & I Building - Plant &	100,000	0	1,700,000
	3,140,000	3,810,378	12,410,000

Net Income/(Expenditure)

(3,597,500) (3,979,618) (12,898,900)

Implement Resource Recovery Project Study Assistance Programme

Other Expenditure

73914/07 Implement Resource Recovery Staff Study Assistance Programme	500	500	500
	500	500	500
	(500)	(500)	(500)

Implement Resource Recovery Staff Training and Development

Other Expenditure

73919/07 Train and Develop Staff - Resource Recovery	16,484	14,716	23,417
	16,484	14,716	23,417
	(16,484)	(14,716)	(23,417)

Financial Performance by Account 2014/2015

Resource Recovery		Budget 2013/2014	Forecast 2013/2014	Budget 2014/2015
Manage Resource Recovery Project				
Other Income				
58986/00	Income Resource Recovery Project	5,690,777	5,039,920	5,147,487
58986/03	Income Resource Recovery - Vehicle Costs Reimbursement	2,119	2,119	2,119
		5,692,896	5,042,039	5,149,606
Other Expenditure				
65420/09	Operate and Maintain Minor Plant/Equipment - Resource Recovery	2,871	3,680	3,665
66510/07	Operate and Maintain Office Equipment - Resource Recovery	400	0	100
66590/07	Operate and Maintain Miscellaneous Equipment - Resource	6,996	6,200	6,189
67610/07	Operate and Maintain Office Furniture and Fittings - Resource	1,753	654	750
71915/07	Internal Revenue Staff Leave Entitlements - Resource Recovery	(59,415)	(47,063)	(64,893)
72884/00	Evaluate Resource Recovery Park Options	192,000	514,100	450,000
72884/01	Undertake Waste Stream Audits	0	12,410	54,000
72986/00	Manage Resource Recovery Project	701,978	631,506	580,020
72986/01	Manage Hazelmere Wood Waste to Energy Project	0	0	106,188
73917/07	Provide Staff Annual Leave - Resource Recovery	33,918	17,547	101,538
73918/07	Recruit Staff - Resource Recovery	2,000	2,000	2,000
73921/07	Provide Staff Sick Leave - Resource Recovery	7,110	1,435	21,498
73922/07	Provide Staff Long Service Leave - Resource Recovery	500	15,100	515
73923/07	Provide Staff RDO and TIL Leave - Resource Recovery	0	(1,410)	0
73924/07	Provide Staff Public Holiday Leave - Resource Recovery	14,220	2,582	42,995
		904,331	1,158,741	1,304,565
Capital Expenditure				
24510/07	Purchase Office Equipment - Resource Recovery	1,000	1,000	1,000
24590/07	Purchase Other Equipment - Resource Recovery	1,000	1,000	1,000
24610/07	Purchase Office Furniture and Fittings - Resource Recovery	1,000	1,000	1,000
		3,000	3,000	3,000
Net Income/(Expenditure)		4,785,565	3,880,298	3,842,041
Promote Awareness of Resource Recovery Project				
Other Expenditure				
72882/01	Implement Resource Recovery Education Programme	2,200	2,200	2,200
72882/02	Market Resource Recovery Education Programme	5,500	5,500	9,500
		7,700	7,700	11,700
Net Income/(Expenditure)		(7,700)	(7,700)	(11,700)
Satisfy Red Hill Legislative Environmental Requirements				
Other Expenditure				
72859/10	Monitor Environmental Impacts - Hazelmere Wood Waste to Energy	0	0	21,000
		0	0	21,000
Net Income/(Expenditure)		0	0	(21,000)

Financial Performance by Account 2014/2015

Resource Recovery		Budget	Forecast	Budget
		2013/2014	2013/2014	2014/2015
Support Waste Management Community Reference Group (WMCRG)				
Other Expenditure				
72883/01	Support Waste Management Community Reference Group	7,600	4,500	7,600
		7,600	4,500	7,600
Net Income/(Expenditure)		(7,600)	(4,500)	(7,600)

Financial Performance by Account ²²³ 2014/2015

	Budget 2013/2014	Forecast 2013/2014	Budget 2014/2015
Net Operating and Capital Expenditure	(3,526,970)	(1,992,390)	(23,417,456)

CAPITAL WORKS SUMMARY

**For the Year Ending
30 June 2015**

Governance and Corporate Services	Budget 2013/2014	Forecast 2013/2014	Budget 2014/2015
-----------------------------------	---------------------	-----------------------	---------------------

Implement EMRC's Strategic Information Plan

Capital Expenditure

24550/00	Purchase Information Technology & Communication Equipment	898,850	584,350	719,650
Net Expenditure		898,850	584,350	719,650

Manage Corporate Administration Facilities (Ascot Place)

Capital Expenditure

24590/01	Purchase/ Replace other Equipment - Ascot Place	0	0	0
25240/01	Capital Improvement Administration Building - Ascot Place	17,500	17,500	260,000
Net Expenditure		17,500	17,500	260,000

Manage Portfolio of Assets

Capital Expenditure

24440/00	Purchase Vehicles - Ascot Place	380,429	152,915	233,978
24510/01	Purchase Furniture Fittings & Equipment - Corporate Services	30,750	30,750	33,750
24620/00	Purchase Art Works	30,000	30,000	40,000
25530/01	Upgrade Security Equipment - Ascot Place	3,639	3,639	3,650
Net Expenditure		444,818	217,304	311,378

Waste Management	Budget 2013/2014	Forecast 2013/2014	Budget 2014/2015
------------------	---------------------	-----------------------	---------------------

Manage Engineering and Waste Management Services

Capital Expenditure

24510/02	Purchase / Replace Office Equipment - Engineering / Waste Management	550	550	550
24590/03	Purchase/Replace Other Equipment - Engineering and Waste	3,000	3,000	3,000
24610/03	Purchase Office Furniture and Fittings-Engineering and Waste	1,000	1,000	1,000
24610/10	Purchase Office Furniture and Fittings-Hazelmere	1,500	1,500	1,500
Net Expenditure		6,050	6,050	6,050

Develop and implement an Education Programme for the Red Hill Education Centre

Capital Expenditure

24690/01	Purchase Miscellaneous Furniture and Fittings - Red Hill Education	1,000	1,000	1,000
Net Expenditure		1,000	1,000	1,000

Implement Red Hill Master Plan Planning Recommendations

Capital Expenditure

24310/12	Construct Class III Cell Stage 14 - Red Hill Landfill Facility	3,215,000	0	960,000
24310/13	Construct Class III Landfill Cell Farm Stage 3 - Red Hill Landfill Facility	0	100,000	1,100,000
24310/16	Construct Class III Cell Stage 15 - Red Hill Landfill Facility	0	1,600,000	5,010,000
24320/01	Construct Class III Leachate Pond - Red Hill Landfill Facility	180,000	0	0
24320/02	Leachate Project - Red Hill Landfill Facility	15,000	104,500	1,000,000
24330/04	Design and Construct Class IV Cell Stage 2 - Red Hill Landfill Facility	0	0	400,000
24350/00	Construct Siltation Ponds - Red Hill Landfill Facility	190,000	0	200,000
24350/01	Construct Stormwater Control Pond - Red Hill Farm Stage I	100,000	100,000	100,000
24370/00	Construct Roads / Carparks - Red Hill Landfill Facility	400,000	150,000	500,000
24370/02	Construct Access Road to Lots 8 9 10 - Red Hill Landfill Facility	375,000	0	0
24394/00	Construct Perimeter Fencing - Red Hill Landfill Facility	100,000	0	100,000
24394/04	Construct Litter Fence - Red Hill Farm	50,000	50,000	0
24396/00	Construct Monitoring Bores - Red Hill Landfill Facility	31,827	31,827	32,782
24396/02	Construct Monitoring Bores - Hazelmere	0	0	0
24397/00	Construct Perimeter Bunds - Red Hill Landfill Facility	0	744	0
Net Expenditure		4,656,827	2,887,071	9,402,782

Manage Major and Minor Plant (Red Hill Waste Disposal Facility)

Capital Expenditure

24410/00	Purchase / Replace Plant - Red Hill Landfill Facility	1,821,850	760,850	2,103,000
24410/01	Purchase / Replace Plant - Hazelmere	2,142,000	1,277,000	2,850,000
24420/02	Purchase / Replace Minor Plant and Equipment - Hazelmere	84,000	99,000	12,000
24430/00	Purchase / Replace Vehicles - Red Hill Landfill Facility	189,925	199,415	117,869
25410/00	Refurbish Plant - Red Hill Landfill Facility	20,000	36,000	20,000
Net Expenditure		4,257,775	2,372,265	5,102,869

Waste Management	Budget 2013/2014	Forecast 2013/2014	Budget 2014/2015
------------------	---------------------	-----------------------	---------------------

Market Red Hill Waste Management Facility By-Products

Capital Expenditure

24395/00	Construct Greenwaste Processing Area - Red Hill Landfill Facility	0	0	0
24410/02	Purchase Bagging Plant for Mulch/Compost	75,000	0	0
Net Expenditure		75,000	0	0

Promote Red Hill Landfill Facility Operations

Capital Expenditure

25253/00	Refurbish Environmental Education Centre - Redhill Landfill Facility	2,000	10,000	4,000
Net Expenditure		2,000	10,000	4,000

Provide Waste Disposal Service (Red Hill Waste Disposal Facility)

Capital Expenditure

24250/01	Construct Waste Management Facility Buildings - Red Hill Landfill Facility	93,886	93,886	0
24250/02	Construct Waste Management Facility Buildings - Hazelmere	93,000	93,000	0
24250/03	Construct Weighbridge Office - Hazelmere	0	4,100	0
24250/05	Construct Storage Shed for Mattresses - Hazelmere	27,400	16,600	63,000
24250/07	Construct Lunchroom and Ablution Block - Red Hill Landfill Facility	20,000	0	0
24259/02	Construct Waste Management Facility Buildings - Other - Hazelmere	50,000	0	0
24360/00	Construct Nutrient Stripping Pond - Red Hill Landfill Facility	110,500	0	286,000
24395/01	Construct Hardstand and Road - Hazelmere	202,175	0	224,000
24395/04	Relocate Greenwaste Processing area - Red Hill Landfill Facility	350,000	0	820,000
24399/04	Washdown bay Upgrade - Red Hill Landfill Facility	70,000	0	70,000
24399/05	Truck Washdown Bay for Member Councils - Red Hill Landfill Facility	30,000	0	30,000
24399/08	Plant Washdown Bay - Hazelmere	0	0	80,000
24420/00	Purchase / Replace Minor Plant and Equipment-Red Hill Landfill Facility	263,000	203,000	165,000
24510/08	Purchase / Replace Office Equipment - Red Hill Landfill Facility	39,000	4,000	24,000
24520/07	Purchase Fire Fighting System/Equipment - Hazelmere	35,000	85,000	10,000
24520/08	Purchase / Replace Fire Fighting Equipment - Red Hill Landfill Facility	1,000	1,000	1,000
24530/08	Purchase / Replace Security System - Red Hill Waste Management	144,600	44,600	54,000
24530/10	Purchase / Replace Security System - Hazelmere	27,000	27,000	6,000
24590/00	Purchase / Replace Other Equipment - Red Hill Landfill Facility	301,000	251,000	266,000
24590/02	Purchase / Replace Miscellaneous Equipment - Hazelmere	23,700	8,700	2,500
24610/08	Purchase / Replace Office Furniture and Fittings - Red Hill Landfill Facility	1,000	1,000	3,000
25259/01	Refurbish Waste Transfer Station Building - Red Hill Landfill Facility	80,000	0	80,000
Net Expenditure		1,962,261	832,886	2,184,500

Environmental Services	Budget 2013/2014	Forecast 2013/2014	Budget 2014/2015
------------------------	---------------------	-----------------------	---------------------

Manage and Deliver Environmental Services

Capital Expenditure

24510/05	Purchase Office Equipment - Environmental Services	1,500	1,000	1,200
24610/05	Purchase Office Furniture and Fittings - Environmental Services	1,500	1,500	1,500
Net Expenditure		3,000	2,500	2,700

Regional Development	Budget 2013/2014	Forecast 2013/2014	Budget 2014/2015
----------------------	---------------------	-----------------------	---------------------

Manage and Deliver Regional Development Service

Capital Expenditure

24510/04	Purchase Office Equipment - Regional Development	1,000	1,000	1,000
24610/04	Purchase Office Furniture and Fittings - Regional Development	1,000	1,000	1,000
Net Expenditure		2,000	2,000	2,000

Risk Management	Budget 2013/2014	Forecast 2013/2014	Budget 2014/2015
-----------------	---------------------	-----------------------	---------------------

Manage and Deliver Regional Risk Management Service

Capital Expenditure

24510/06	Purchase Office Equipment - Risk Management	500	500	500
24610/06	Purchase Office Furniture and Fittings - Risk Management	500	500	500
Net Expenditure		1,000	1,000	1,000

Resource Recovery	Budget 2013/2014	Forecast 2013/2014	Budget 2014/2015
-------------------	---------------------	-----------------------	---------------------

Implement Resource Recovery Project Plan

Capital Expenditure

24150/05	Resource Recovery Park - Land	30,000	30,000	1,000,000
24259/04	Construct and Commission Resource Recovery Park - C & I Building	500,000	50,000	1,550,000
24259/05	Construct and Commission Resource Recovery Park - Wood Waste to	250,000	0	625,000
24259/06	Construct and Commission Resource Recovery Park - Community	10,000	10,000	10,000
24259/09	Construct and Commission Resource Recovery Park - MRF Building -	50,000	50,000	50,000
24392/02	Construct and Commission Resource Recovery Park - Weighbridges (x2)	150,000	0	150,000
24399/01	Construct and Commission Resource Recovery Park - Site Infrastructure	1,050,000	300,000	1,190,000
24410/03	Purchase Resource Recovery Park - Wood Waste to Energy Plant &	1,000,000	3,370,378	6,135,000
24410/04	Purchase Resource Recovery Park C & I Building - Plant & Equipment	100,000	0	1,700,000

Net Expenditure

3,140,000	3,810,378	12,410,000
------------------	------------------	-------------------

Manage Resource Recovery Project

Capital Expenditure

24510/07	Purchase Office Equipment - Resource Recovery	1,000	1,000	1,000
24590/07	Purchase Other Equipment - Resource Recovery	1,000	1,000	1,000
24610/07	Purchase Office Furniture and Fittings - Resource Recovery	1,000	1,000	1,000

Net Expenditure

3,000	3,000	3,000
--------------	--------------	--------------

Capital Works Summary 2014/2015

232

	Budget 2013/2014	Forecast 2013/2014	Budget 2014/2015
Total Capital Expenditure	15,471,081	10,747,304	30,410,929



12 REPORTS OF DELEGATES

Nil

13 NEW BUSINESS OF AN URGENT NATURE APPROVED BY THE CHAIRMAN OR PRESIDING MEMBER OR BY DECISION OF MEETING

Nil

14 CONFIDENTIAL MATTERS FOR WHICH THE MEETING MAY BE CLOSED TO THE PUBLIC

Nil

15 FUTURE MEETINGS OF THE AUDIT COMMITTEE

Meetings of the Audit Committee are covered under the Audit Committee Terms of Reference as follows.

“2.3 Meetings

The Committee meet as required at the discretion of the Chairman of the Committee at least three (3) times per year to coincide with approval of strategic and annual plans, the annual budget and the auditor’s report on the annual financial report.

Additional meetings shall be convened at the discretion of the Chairman or at the written request of any member of the Committee or external auditor.”

Future Meetings 2014

Thursday	10	July (if required)	at	EMRC Administration Office
Thursday	7	August (if required)	at	EMRC Administration Office
Thursday	4	September	at	EMRC Administration Office
Thursday	9	October (if required)	at	EMRC Administration Office
Thursday	20	November (if required)	at	EMRC Administration Office

16 DECLARATION OF CLOSURE OF MEETING

There being no further business the meeting was closed at 7:12pm.



**15.4 CHIEF EXECUTIVE OFFICER PERFORMANCE REVIEW COMMITTEE MEETING HELD
12 JUNE 2014
(REFER TO MINUTES OF COMMITTEE – MAUVE PAGES)
REFERENCE: D2014/03758 (CEOPRC) – D2014/06737**

The minutes of the Chief Executive Officer Performance Review Committee meeting held on **12 June 2014** accompany and form part of this agenda – (refer to mauve section of 'Minutes of Committees' for Council accompanying this Agenda).

QUESTIONS

The Chairman invited general questions from members on the minutes of the Chief Executive Officer Performance Review Committee. Report items will be dealt with in section 19 Confidential Matters for which the meeting may be closed to the public. Any questions relating to the confidential report will be dealt with under section 19.2 of the agenda "Confidential Items."

RECOMMENDATION(S)

That Council notes the minutes of the Chief Executive Officer Performance Review Committee meeting held 12 June 2014.

COUNCIL RESOLUTION(S)

MOVED CR FÄRDIG

SECONDED CR CARTER

THAT COUNCIL NOTES THE MINUTES OF THE CHIEF EXECUTIVE OFFICER PERFORMANCE REVIEW COMMITTEE MEETING HELD 12 JUNE 2014.

CARRIED UNANIMOUSLY

CHIEF EXECUTIVE OFFICER PERFORMANCE REVIEW COMMITTEE (CEOPRC)**MINUTES****12 June 2014****(Ref: D2014/03758 (CEOPRC) – D2014/06737**

A meeting of the Chief Executive Officer Performance Review Committee was held at the EMRC Administration Office, 1st Floor, 226 Great Eastern Highway, BELMONT WA 6104 on **12 June 2014**. The meeting commenced at **5:30pm**.

TABLE OF CONTENTS

1	DECLARATION OF OPENING AND ANNOUNCEMENT OF VISITORS	1
2	ATTENDANCE, APOLOGIES AND LEAVE OF ABSENCE (PREVIOUSLY APPROVED)	1
3	DISCLOSURE OF INTERESTS	1
	3.1 <i>PRAPTI MEHTA – MANAGER HUMAN RESOURCES – INTERESTS AFFECTING IMPARTIALITY – ITEM 14.1</i>	1
	3.2 <i>PETER SCHNEIDER – EMRC CHIEF EXECUTIVE OFFICER – INTERESTS AFFECTING IMPARTIALITY – ITEM 14.1</i>	1
4	ANNOUNCEMENTS BY THE CHAIRMAN OR PRESIDING MEMBER WITHOUT DISCUSSION	1
5	PETITIONS, DEPUTATIONS AND PRESENTATIONS	1
6	CONFIRMATION OF MINUTES OF PREVIOUS MEETINGS	2
	6.1 <i>MINUTES OF THE CHIEF EXECUTIVE OFFICER PERFORMANCE REVIEW COMMITTEE MEETING HELD 10 APRIL 2014 (Ref: D2014/00572)</i>	2
7	QUESTIONS BY MEMBERS OF WHICH DUE NOTICE HAS BEEN GIVEN	2
8	QUESTIONS BY MEMBERS WITHOUT NOTICE	2
9	ANNOUNCEMENT OF CONFIDENTIAL MATTERS FOR WHICH MEETINGS MAY BE CLOSED TO THE PUBLIC	2
	9.1 <i>CHIEF EXECUTIVE OFFICER PERFORMANCE REVIEW PROCESS FOR 2014 (Ref: D2014/06979)</i>	2
10	BUSINESS NOT DEALT WITH FROM A PREVIOUS MEETING	2
11	REPORTS OF EMPLOYEES	2
12	REPORTS OF DELEGATES	3
13	NEW BUSINESS OF AN URGENT NATURE APPROVED BY THE CHAIRMAN OR PRESIDING MEMBER OR BY DECISION OF MEETING	3
14	CONFIDENTIAL MATTERS FOR WHICH THE MEETING MAY BE CLOSED TO THE PUBLIC	3
	14.1 <i>CHIEF EXECUTIVE OFFICER PERFORMANCE REVIEW PROCESS FOR 2014 (Ref: D2014/06979)</i>	3
15	FUTURE MEETINGS OF THE CHIEF EXECUTIVE OFFICER PERFORMANCE REVIEW COMMITTEE	4
16	DECLARATION OF CLOSURE OF MEETING	4



1 DECLARATION OF OPENING AND ANNOUNCEMENT OF VISITORS

The Chairman opened the meeting at 5:30pm.

2 ATTENDANCE, APOLOGIES AND LEAVE OF ABSENCE (PREVIOUSLY APPROVED)

Committee Members

Cr Gerry Pule	EMRC Member	Town of Bassendean
Cr Janet Powell	EMRC Member	City of Belmont
Cr Alan Pilgrim	EMRC Member	Shire of Mundaring
Cr David Färdig	EMRC Member	City of Swan

Apologies

Cr Mike Anderton	EMRC Member	City of Bayswater
Cr Frank Lindsey	EMRC Member	Shire of Kalamunda

Visitor

Mr John Phillips	John Phillips Consulting
------------------	--------------------------

EMRC Officers

Mr Peter Schneider	Chief Executive Officer
Mrs Prapti Mehta	Manager Human Resources
Ms Theresa Eckstein	Executive Assistant to CEO (Minutes)

3 DISCLOSURE OF INTERESTS

At the invitation of the Chairman, the Chief Executive Officer advised the following disclosures of interest.

3.1 PRAPTI MEHTA – MANAGER HUMAN RESOURCES – INTERESTS AFFECTING IMPARTIALITY:

Item:	14.1
Subject:	Confidential Item 14.1 - Chief Executive Officer Performance Review 2014/2015
Nature of Interest:	Disclosure of Interests Affecting Impartiality, EMRC Code of Conduct 1.3(a). Due to reporting relationship to the CEO

3.2 PETER B. SCHNEIDER – CHIEF EXECUTIVE OFFICER – INTERESTS AFFECTING IMPARTIALITY:

Item:	14.1
Subject:	Confidential Item 14.1 - Chief Executive Officer Performance Review 2014/2015
Nature of Interest:	Disclosure of Interests Affecting Impartiality, EMRC Code of Conduct 1.3(a). Directly applies to the CEO

4 ANNOUNCEMENTS BY THE CHAIRMAN OR PRESIDING MEMBER WITHOUT DISCUSSION

Nil

5 PETITIONS, DEPUTATIONS AND PRESENTATIONS

Nil



6 CONFIRMATION OF MINUTES OF PREVIOUS MEETINGS

6.1 MINUTES OF THE CHIEF EXECUTIVE OFFICER PERFORMANCE REVIEW COMMITTEE MEETING HELD 10 APRIL 2014

That the minutes of the Chief Executive Officer Performance Review Committee meeting held on 10 April 2014 which have been distributed, be confirmed.

CEOPRC RESOLUTION(S)

MOVED CR POWELL

SECONDED CR PILGRIM

THAT THE MINUTES OF THE CHIEF EXECUTIVE OFFICER PERFORMANCE REVIEW COMMITTEE MEETING HELD ON 10 APRIL 2014 WHICH HAVE BEEN DISTRIBUTED, BE CONFIRMED.

CARRIED UNANIMOUSLY

7 QUESTIONS BY MEMBERS OF WHICH DUE NOTICE HAS BEEN GIVEN

Nil

8 QUESTIONS BY MEMBERS WITHOUT NOTICE

Nil

9 ANNOUNCEMENT OF CONFIDENTIAL MATTERS FOR WHICH MEETINGS MAY BE CLOSED TO THE PUBLIC

NOTE: Section 5.23(2) of the Local Government Act 1995, details a number of matters upon which Council may discuss and make decisions without members of the public being present. These matters include: matters affecting employees; personal affairs of any person; contractual matters; legal advice; commercial-in-confidence matters; security matters; among others.

The following report item is covered in section 14 of this agenda.

9.1 CHIEF EXECUTIVE OFFICER PERFORMANCE REVIEW PROCESS FOR 2014

10 BUSINESS NOT DEALT WITH FROM A PREVIOUS MEETING

Nil

11 REPORTS OF EMPLOYEES

Nil



12 REPORTS OF DELEGATES

Nil

13 NEW BUSINESS OF AN URGENT NATURE APPROVED BY THE CHAIRMAN OR PRESIDING MEMBER OR BY DECISION OF MEETING

Nil

14 CONFIDENTIAL MATTERS FOR WHICH THE MEETING MAY BE CLOSED TO THE PUBLIC

RECOMMENDATION (Closing meeting to the public)

That the meeting be closed to members of the public in accordance with Section 5.23 (2) (a), (b), (c) and (e) of the Local Government Act for the purpose of dealing with matters of a confidential nature.

CEOPRC RESOLUTION

MOVED CR FÄRDIG

SECONDED CR POWELL

THAT THE MEETING BE CLOSED TO MEMBERS OF THE PUBLIC IN ACCORDANCE WITH SECTION 5.23 (2) (A), (B), (C) AND (E) OF THE LOCAL GOVERNMENT ACT FOR THE PURPOSE OF DEALING WITH MATTERS OF A CONFIDENTIAL NATURE.

CARRIED UNANIMOUSLY

The meeting was closed to the public at 5:25pm.

14.1 CHIEF EXECUTIVE OFFICER PERFORMANCE REVIEW PROCESS FOR 2014

REFERENCE: D2014/06979

This item is recommended to be confidential because it contains matters affecting an employee and is to be treated as confidential in accordance with EMRC Policy 4.1 – Chief Executive Officer Appointment, Performance Assessment and Review Policy.

The Committee considered the Confidential Item circulated with the Agenda under Separate Cover.

RECOMMENDATION [Meeting re-opened to the public]

That the meeting be re-opened, the members of the public be invited to return to the meeting and the recommendations passed behind closed doors be recorded.

CEOPRC RESOLUTION

MOVED CR PILGRIM

SECONDED CR POWELL

The meeting was reopened to the public at 5:45pm.

Recording of the recommendations passed behind closed doors, namely:



14.1 CHIEF EXECUTIVE OFFICER PERFORMANCE REVIEW PROCESS FOR 2014

REFERENCE: D2014/06979

CEOPRC RESOLUTION(S)

MOVED CR PILGRIM

SECONDED CR POWELL

THAT:

1. COUNCIL ASSIGNS THE CONSULTANCY FOR FACILITATING THE CHIEF EXECUTIVE OFFICER'S PERFORMANCE REVIEW TO INDEPENDENT CONSULTANT, MR JOHN PHILLIPS, FOR A THREE YEAR PERIOD BEING 2014, 2015 AND 2016 ON THE SAME TERMS AND CONDITIONS OUTLINED WITHIN THE QUOTATION SUBMITTED BY WALGA AND ACCEPTED BY COUNCIL ON 17 APRIL 2014.
2. THE REPORT REMAINS CONFIDENTIAL AND BE CERTIFIED BY THE CHAIRMAN AND CHIEF EXECUTIVE OFFICER.

CARRIED UNANIMOUSLY

15 FUTURE MEETINGS OF THE CHIEF EXECUTIVE OFFICER PERFORMANCE REVIEW COMMITTEE

The next meeting of the Chief Executive Officer Performance Review Committee will be held on **Thursday, 7 August 2014** at the EMRC Administration Office, 1st Floor, Ascot Place, 226 Great Eastern Highway, Belmont WA 6104 commencing at **6:30pm**.

16 DECLARATION OF CLOSURE OF MEETING

There being no further business the meeting was closed at 5:46pm.



16 REPORTS OF DELEGATES

Cr Carter advised that an 'Emission Reduction Fund White Paper' workshop would be held on 2 July 2014 and advised that if any members wished to attend, that they contact her.

Cr Carter also advised that at the MWAC meeting held on 18 June 2014, it was decided MWAC would withdraw from the Australian Packing Covenant. The key reasons for withdrawal were due to the flaws in the current Governance structure, the inability to have widespread impact on packaging design and inadequate funding available; and empower the MWAC Chair to work with the WALGA President and other State Associations on the timing of the announcement.

MWAC would be writing to the Waste Authority seeking clarification of the rationale and background information for the levy increase. MWAC would also be writing to the Minister for the Environment highlighting the importance of increased enforcement activities to address the potential for illegal dumping and waste from the metropolitan area being landfilled (without paying the levy) in the non-metropolitan areas.

17 MEMBERS' MOTIONS OF WHICH PREVIOUS NOTICE HAS BEEN GIVEN

Nil

18 NEW BUSINESS OF AN URGENT NATURE APPROVED BY THE CHAIRMAN OR PRESIDING MEMBER OR BY DECISION OF MEETING

Nil

19 CONFIDENTIAL MATTERS FOR WHICH THE MEETING MAY BE CLOSED TO THE PUBLIC

RECOMMENDATION (Closing meeting to the public)

That with the exception of, the meeting be closed to members of the public in accordance with Section 5.23 (2) of the Local Government Act for the purpose of dealing with matters of a confidential nature.

COUNCIL RESOLUTION

MOVED CR CORNISH

SECONDED CR POWELL

THAT WITH THE EXCEPTION OF THE CEO, DIRECTOR CORPORATE SERVICES, DIRECTOR WASTE SERVICES, DIRECTOR REGIONAL SERVICES AND EXECUTIVE ASSISTANT TO THE CEO THE MEETING BE CLOSED TO MEMBERS OF THE PUBLIC IN ACCORDANCE WITH SECTION 5.23 (2) OF THE LOCAL GOVERNMENT ACT FOR THE PURPOSE OF DEALING WITH MATTERS OF A CONFIDENTIAL NATURE.

CARRIED UNANIMOUSLY

The doors of the meeting were closed at 6:15pm and members of the public departed the Council Chambers.

The Chief Executive Officer, Director Corporate Services, Director Waste Services, Director Regional Services and Executive Assistant to the CEO remained in Council Chambers.



Item 19 continued

19.1 ITEM 14.1 OF THE RESOURCE RECOVERY COMMITTEE MINUTES – POWER PURCHASE AGREEMENT REPORT

REFERENCE: D2014/06931

This item is recommended to be confidential because it contains matters of a commercial-in-confidence nature.

The Council considered the Confidential Item circulated with the Agenda under Separate Cover.

The Director Corporate Services, Director Waste Services and Director Regional Services departed the room at 6:19pm.

The Manager Human Resources entered the room at 6:19pm.

19.2 ITEM 14.1 OF THE CHIEF EXECUTIVE OFFICER PERFORMANCE REVIEW COMMITTEE MINUTES – CHIEF EXECUTIVE OFFICER PERFORMANCE REVIEW PROCESS FOR 2014

REFERENCE: D2014/06979

This item is recommended to be confidential because it contains matters affecting an employee and is to be treated as confidential in accordance with EMRC Policy 4.1 – Chief Executive Officer Appointment, Performance Assessment and Review Policy.

The Council considered the Confidential Item circulated with the Agenda under Separate Cover.

RECOMMENDATION [Meeting re-opened to the public]

That the meeting be re-opened, the members of the public be invited to return to the meeting and the recommendations passed behind closed doors be recorded.

COUNCIL RESOLUTION

MOVED CR ZANNINO

SECONDED CR PULE

THAT THE MEETING BE RE-OPENED, THE MEMBERS OF THE PUBLIC BE INVITED TO RETURN TO THE MEETING AND THE RECOMMENDATIONS PASSED BEHIND CLOSED DOORS BE RECORDED.

CARRIED UNANIMOUSLY

The doors of the meeting were re-opened at 6:20pm and members of the public returned to Council Chambers.



Item 19 continued

Recording of the resolutions passed behind closed doors, namely:

19.1 ITEM 14.1 OF THE RESOURCE RECOVERY COMMITTEE MINUTES – POWER PURCHASE AGREEMENT REPORT

REFERENCE: D2014/06931

COUNCIL RESOLUTION(S)

MOVED CR ZANNINO SECONDED CR CUCCARO

THAT:

1. COUNCIL BY ABSOLUTE MAJORITY, PURSUANT TO SECTION 5.42 OF THE LOCAL GOVERNMENT ACT 1995, DELEGATES AUTHORITY TO THE CEO TO FINALISE AND EXECUTE A WHOLESALE ELECTRICITY AGREEMENT.
2. THE REPORT AND ATTACHMENTS REMAIN CONFIDENTIAL AND BE CERTIFIED BY THE CHAIRMAN AND CEO.

CARRIED BY ABSOLUTE MAJORITY 12/0

19.2 ITEM 14.1 OF THE CHIEF EXECUTIVE OFFICER PERFORMANCE REVIEW COMMITTEE MINUTES – CHIEF EXECUTIVE OFFICER PERFORMANCE REVIEW PROCESS FOR 2014

REFERENCE: D2014/06979

COUNCIL RESOLUTION(S)

MOVED CR CARTER SECONDED CR RADFORD

THAT:

1. COUNCIL ASSIGNS THE CONSULTANCY FOR FACILITATING THE CHIEF EXECUTIVE OFFICER'S PERFORMANCE REVIEW TO INDEPENDENT CONSULTANT, MR JOHN PHILLIPS, FOR A THREE YEAR PERIOD BEING 2014, 2015 AND 2016 ON THE SAME TERMS AND CONDITIONS OUTLINED WITHIN THE QUOTATION SUBMITTED BY WALGA AND ACCEPTED BY COUNCIL ON 17 APRIL 2014.
2. THE REPORT REMAINS CONFIDENTIAL AND BE CERTIFIED BY THE CHAIRMAN AND CHIEF EXECUTIVE OFFICER.

CARRIED UNANIMOUSLY



20 FUTURE MEETINGS OF COUNCIL

The next meeting of Council will be held on **Thursday 24 July 2014 (if required)** at the EMRC Administration Office, 1st Floor, Ascot Place, 226 Great Eastern Highway, Belmont WA 6104 commencing at 6:00pm.

Future Meetings 2014

Thursday	24 July (if required)	at	EMRC Administration Office
Thursday	21 August	at	EMRC Administration Office
Thursday	18 September	at	EMRC Administration Office
Thursday	23 October (if required)	at	EMRC Administration Office
Thursday	4 December	at	EMRC Administration Office
January 2015 (recess)			

21 DECLARATION OF CLOSURE OF MEETING

There being no further business, the meeting was closed at 6:22pm.