


MINUTES

CERTIFICATION OF CONFIRMATION OF COUNCIL MEETING MINUTES

25 February 2021

I, Cr Jai Wilson, hereby certify that the minutes from the Council Meeting held on 25 February 2021 pages (1) to (140) were confirmed at a meeting of Council held on 25 March 2021.



Signature

Cr Jai Wilson
Person presiding at Meeting

ORDINARY MEETING OF COUNCIL

MINUTES

(REF: D2021/00676)

An Ordinary Meeting of Council was held at the EMRC Administration Office, 1st Floor, 226 Great Eastern Highway, ASCOT WA 6104 on **Thursday, 25 February 2021**. The meeting commenced at **6:00pm**.

TABLE OF CONTENTS

1	DECLARATION OF OPENING AND ANNOUNCEMENT OF VISITORS	5
2	ATTENDANCE, APOLOGIES AND LEAVE OF ABSENCE (PREVIOUSLY APPROVED)	5
3	DISCLOSURE OF INTERESTS	5
4	ANNOUNCEMENTS BY THE CHAIRMAN OR PRESIDING MEMBER WITHOUT DISCUSSION	5
5	RESPONSE TO PREVIOUS PUBLIC QUESTIONS TAKEN ON NOTICE	5
6	PUBLIC QUESTION TIME	5
7	APPLICATIONS FOR LEAVE OF ABSENCE	5
8	PETITIONS, DEPUTATIONS AND PRESENTATIONS	7
9	CONFIRMATION OF MINUTES OF PREVIOUS MEETINGS	7
9.1	<i>MINUTES OF ORDINARY MEETING OF COUNCIL HELD ON 3 DECEMBER 2020 (Ref: D2020/24389)</i>	7
9.2	<i>MINUTES OF SPECIAL MEETING OF COUNCIL HELD ON 21 JANUARY 2021 (Ref: D2021/00647)</i>	8
9.3	<i>MINUTES OF SPECIAL MEETING OF COUNCIL HELD ON 8 FEBRUARY 2021 (Ref: D2021/01709)</i>	8
10	QUESTIONS BY MEMBERS OF WHICH DUE NOTICE HAS BEEN GIVEN	8
11	QUESTIONS BY MEMBERS WITHOUT NOTICE	8
12	ANNOUNCEMENT OF CONFIDENTIAL MATTERS FOR WHICH MEETINGS MAY BE CLOSED TO THE PUBLIC	9
12.1	<i>HAZELMERE WOOD WASTE TO ENERGY (WWtE) UPDATE (Ref: 2021/02027)</i>	
12.2	<i>PROVISION OF SERVICES TO A LOCAL GOVERNMENT (Ref: D2021/02043)</i>	
12.3	<i>DRAFT HAZELMERE RESOURCE RECOVERY PARK DEVELOPMENT PLAN 2020 (Ref: 2021/02046)</i>	
12.4	<i>ITEM 13.1 OF THE LEGAL COMMITTEE MINUTES - SEEKING INSTRUCTIONS REGARDING LEGAL MATTER [CONFIDENTIAL MATTER IN ACCORDANCE WITH LOCAL GOVERNMENT ACT 1995 s.5.23(2)(d)] (Ref: D2021/02128)</i>	
12.5	<i>SELECTION OF FACILITATOR FOR THE CHIEF EXECUTIVE OFFICER'S PERFORMANCE REVIEW PROCESS (Ref: D2021/01951)</i>	
12.6	<i>CHIEF EXECUTIVE OFFICER'S PERFORMANCE REVIEW PROCESS FOR 2021 (Ref: D2021/01952)</i>	
13	BUSINESS NOT DEALT WITH FROM A PREVIOUS MEETING	9

TABLE OF CONTENTS *continued*

14	REPORTS OF EMPLOYEES	10
14.1	<i>LIST OF ACCOUNTS PAID DURING THE MONTHS OF NOVEMBER AND DECEMBER 2020 AND JANUARY 2021 (Ref: D2020/27446)</i>	11
14.2	<i>FINANCIAL REPORT FOR THE PERIOD ENDED 30 NOVEMBER 2020 (Ref: D2021/00965)</i>	35
14.3	<i>FINANCIAL REPORT FOR THE PERIOD ENDED 31 DECEMBER 2020 (Ref: D2021/02118)</i>	53
14.4	<i>FINANCIAL REPORT FOR THE PERIOD ENDED 31 JANUARY 2021 (Ref: D2021/02199)</i>	71
14.5	<i>FOGO TRIAL AT RED HILL – INTERIM FACILITY UPDATE (MASS BALANCE) (Ref: D2021/02032)</i>	89
14.6	<i>APPOINTMENT OF AUTHORISED COMPLAINTS OFFICERS (D2021/02217)</i>	97
14.7	<i>REVIEW OF DELEGATED POWERS AND DUTIES (Ref: D2021/02041)</i>	112
14.8	<i>ITEMS CONTAINED IN THE INFORMATION BULLETIN (Ref: D2020/27450)</i>	119
15	REPORTS OF COMMITTEES	120
15.1	<i>LEGAL COMMITTEE MEETING HELD 10 FEBRUARY 2021</i>	121
16	REPORTS OF DELEGATES	121
16.1	<i>MUNICIPAL WASTE ADVISORY COUNCIL MEETING HELD 9 DECEMBER 2020</i>	121
17	MEMBERS' MOTIONS OF WHICH PREVIOUS NOTICE HAS BEEN GIVEN	135
18	NEW BUSINESS OF AN URGENT NATURE APPROVED BY THE CHAIRMAN OR PRESIDING MEMBER OR BY DECISION OF MEETING	135
19	CONFIDENTIAL MATTERS FOR WHICH THE MEETING MAY BE CLOSED TO THE PUBLIC	135
19.1	<i>HAZELMERE WOOD WASTE TO ENERGY (WWtE) UPDATE (Ref: 2021/02027)</i>	
19.2	<i>PROVISION OF SERVICES TO A LOCAL GOVERNMENT (Ref: D2021/02043)</i>	
19.3	<i>DRAFT HAZELMERE RESOURCE RECOVERY PARK DEVELOPMENT PLAN 2020 (Ref: 2021/02046)</i>	
19.4	<i>ITEM 13.1 OF THE LEGAL COMMITTEE MINUTES - SEEKING INSTRUCTIONS REGARDING LEGAL MATTER [CONFIDENTIAL MATTER IN ACCORDANCE WITH LOCAL GOVERNMENT ACT 1995 s.5.23(2)(d)] (Ref: D2021/02128)</i>	
19.5	<i>SELECTION OF FACILITATOR FOR THE CHIEF EXECUTIVE OFFICER'S PERFORMANCE REVIEW PROCESS (Ref: D2021/01951)</i>	
19.6	<i>CHIEF EXECUTIVE OFFICER'S PERFORMANCE REVIEW PROCESS FOR 2021 (Ref: D2021/01952)</i>	
20	FUTURE MEETINGS OF COUNCIL	140
21	DECLARATION OF CLOSURE OF MEETING	140



1 DECLARATION OF OPENING AND ANNOUNCEMENT OF VISITORS

The Chairman opened the meeting open at 6:00pm.

1.1 ACKNOWLEDGEMENT TO COUNTRY

The Chairman acknowledged the traditional custodians of the land on which the meeting is held and pay respects to the elders past, present and future.

*Kaya Maaman, Kaya Yorga, Kaya Bridia
Ngalak kaartitj windji ngalak nynininy
Nagalak kaartitj nidja boodja baal Whadjuk Noongar Boodja ngalak nyininy
Koorah, Nitja yeyi, Boordahwan*

Translation

Greetings everyone

We all understand where we are meeting.

We know that we meet on the lands of the Whadjuk Noongar people

Always was, always will be.

The Chairman welcomed Cr Phil Marks and Cr Robert Rossi from the City of Belmont who were sworn in earlier today as Councillor and Deputy Councillor of the EMRC respectively.

2. ATTENDANCE, APOLOGIES AND LEAVE OF ABSENCE (PREVIOUSLY APPROVED)

Councillor Attendance

Cr Jai Wilson (Chairman)	EMRC Member	Town of Bassendean
Cr Doug Jeans (Deputy Chairman)	EMRC Member	Shire of Mundaring
Cr Kathryn Hamilton	EMRC Member	Town of Bassendean
Cr Lorna Clarke	EMRC Member	City of Bayswater
Cr Giorgia Johnson	EMRC Member	City of Bayswater
Cr Janet Powell	EMRC Member	City of Belmont
Cr Phil Marks	EMRC Member	City of Belmont
Cr Lesley Boyd	EMRC Member	City of Kalamunda
Cr Dylan O'Connor	EMRC Member	City of Kalamunda
Cr John Daw	EMRC Member	Shire of Mundaring
Cr Mel Congerton	EMRC Member	City of Swan
Cr Charlie Zannino	EMRC Member	City of Swan

EMRC OFFICERS

Mr Marcus Geisler	Chief Executive Officer
Mr Hua Jer Liew	Chief Financial Officer
Mr Douglas Bruce	Chief Project Officer
Mrs Wendy Harris	Chief Sustainability Officer
Mr Brad Lacey	Chief Operating Officer
Mr Steve Fitzpatrick	Waste & Resource Recovery Specialist
Ms Angela Wolstencroft	Manager Human Resources
Mrs Lee Loughnan	Personal Assistant to Chief Financial Officer (Minutes)

EMRC OBSERVERS

Mr David Ameduri	Manager Financial Services
Ms Izabella Krzysko	Manager Procurement & Governance
Ms Theresa Eckstein	Executive Assistant to the Chief Executive Officer
Mr Chris Snook	Information Services Officer



Item 2 continued

OBSERVER(S)

Cr Robert Rossi	EMRC Deputy Member	City of Belmont
Mr John Christie	Chief Executive Officer	City of Belmont
Ms Melanie Reid	Director Infrastructure Services	City of Belmont

3 DISCLOSURE OF INTERESTS

3.1 MR MARCUS GEISLER – CHIEF EXECUTIVE OFFICER – INTERESTS AFFECTING IMPARTIALITY

Item: 19.5
Subject: Selection of Facilitator for the Chief Executive Officer's Performance Review Process
Nature of Interest: Disclosure of Interest Affecting Impartiality, EMRC Code of Conduct 2.3.
Subject matter of the Report directly applies to the Chief Executive Officer.

Item: 19.6
Subject: Chief Executive Officer Performance Review Process for 2020/2021
Nature of Interest: Disclosure of Interest Affecting Impartiality, EMRC Code of Conduct 2.3.
Subject matter of the Report directly applies to the Chief Executive Officer.

3.2 MS ANGELA WOLSTENCROFT – MANAGER HUMAN RESOURCES – INTERESTS AFFECTING IMPARTIALITY

Item: 19.5
Subject: Selection of Facilitator for the Chief Executive Officer's Performance Review Process
Nature of Interest: Disclosure of Interest Affecting Impartiality, EMRC Code of Conduct 2.3.
Due to the reporting relationship with the Chief Executive Officer.

Item: 19.6
Subject: Chief Executive Officer Performance Review Process for 2020/2021
Nature of Interest: Disclosure of Interest Affecting Impartiality, EMRC Code of Conduct 2.3.
Due to the reporting relationship of with the Chief Executive Officer.

4 ANNOUNCEMENTS BY THE CHAIRMAN OR PRESIDING MEMBER WITHOUT DISCUSSION

Nil

5 RESPONSE TO PREVIOUS PUBLIC QUESTIONS TAKEN ON NOTICE

Nil

6 PUBLIC QUESTION TIME

Nil

7 APPLICATIONS FOR LEAVE OF ABSENCE

Nil



8 PETITIONS, DEPUTATIONS AND PRESENTATIONS CONFIRMATION OF MINUTES OF PREVIOUS MEETINGS

Nil

9. CONFIRMATION OF MINUTES OF PREVIOUS MEETING

9.1 MINUTES OF ORDINARY MEETING OF COUNCIL HELD ON 3 DECEMBER 2020

That the minutes of the Ordinary Meeting of Council held on 3 December 2020 which have been distributed, be confirmed.

19.1 DRAFT MEMORANDUM OF UNDERSTANDING – RENEWABLE ENERGY POWER PURCHASE AGREEMENT

REFERENCE: D2020/25340

Cr Powell requested amendments to be included in the minutes of the 3 December 2020 Ordinary Meeting of Council, specifically relating to Confidential Item 19.1. The matter arose during a confidential discussion regarding the supply of renewable energy from the East Rockingham Recovery Facility when the name of a large scale Western Australian organisation in the energy industry was brought up. When the name of the large scale organisation was brought up during discussion prior to debate, the Chairman disclosed to the meeting that his wife is employed by the large scale organisation but did not submit a Disclosure of Interest Form.

Discussion ensued.

It was noted that while the person whom the Chairman is closely associated with is related to the large scale organisation, the Confidential Item 19.1 required a local government related to the supply of renewable energy from the East Rockingham Resource Recovery Facility and did not require a local government decision regarding the large scale organisation mentioned during confidential discussion.

Cr Powell moved a procedural motion to defer consideration of this item.

PROCEDURAL MOTION

That Council defer consideration of Item 9.1, Draft Memorandum of Understanding - Renewable Energy Power Purchase Agreement of the Minutes of the Ordinary Meeting of Council held on 3 December 2020, until the next ordinary meeting of Council.

The Chairman asked for a mover and a seconder to the procedural motion.

Cr Powell moved the motion and Cr Marks seconded.

Councillors spoke for the motion.

COUNCIL RESOLUTION(S)

MOVED CR POWELL

SECONDED CR MARKS

THAT COUNCIL DEFER CONSIDERATION OF ITEM 9.1 - DRAFT MEMORANDUM OF UNDERSTANDING – RENEWABLE ENERGY POWER PURCHASE AGREEMENT OF THE MINUTES OF THE ORDINARY MEETING OF COUNCIL HELD ON 3 DECEMBER 2020, UNTIL THE NEXT ORDINARY MEETING OF COUNCIL.

MOTION CARRIED 8/4

For: Crs Wilson, O'Connor, Powell, Marks, Johnson, Boyd, Congerton, Zannino
Against: Crs Clarke, Jeans, Daw, Hamilton



Item 9 continued

9.2 MINUTES OF SPECIAL MEETING OF COUNCIL HELD ON 21 JANUARY 2021

That the minutes of the Special Meeting of Council held on 21 January 2021 which have been distributed, be confirmed.

COUNCIL RESOLUTION

MOVED CR CONGERTON SECONDED CR JOHNSON

THAT THE MINUTES OF THE SPECIAL MEETING OF COUNCIL HELD ON 21 JANUARY 2021 WHICH HAVE BEEN DISTRIBUTED, BE CONFIRMED.

CARRIED UNANIMOUSLY

9.3 MINUTES OF SPECIAL MEETING OF COUNCIL HELD ON 8 FEBRUARY 2021

That the minutes of the Special Meeting of Council held on 8 February 2021 which have been distributed, be confirmed.

COUNCIL RESOLUTION

MOVED CR CONGERTON SECONDED CR JOHNSON

THAT THE MINUTES OF THE SPECIAL MEETING OF COUNCIL HELD ON 8 FEBRUARY 2021 WHICH HAVE BEEN DISTRIBUTED, BE CONFIRMED.

CARRIED UNANIMOUSLY

10 QUESTIONS BY MEMBERS OF WHICH DUE NOTICE HAS BEEN GIVEN

Nil

11 QUESTIONS BY MEMBERS WITHOUT NOTICE

Nil



12 ANNOUNCEMENT OF CONFIDENTIAL MATTERS FOR WHICH MEETINGS MAY BE CLOSED TO THE PUBLIC

NOTE: Section 5.23(2) of the *Local Government Act 1995*, details a number of matters upon which Council may discuss and make decisions without members of the public being present. These matters include: matters affecting employees; personal affairs of any person; contractual matters; legal advice; commercial-in-confidence matters; security matters; among others.

The following report items are covered in Section 19 of this agenda:

- 12.1 HAZELMERE WOOD WASTE TO ENERGY (WWtE) UPDATE
- 12.2 PROVISION OF SERVICES TO A LOCAL GOVERNMENT
- 12.3 DRAFT HAZELMERE RESOURCE RECOVERY PARK DEVELOPMENT PLAN 2020
- 12.4 SEEKING INSTRUCTIONS REGARDING LEGAL MATTER [CONFIDENTIAL MATTER IN ACCORDANCE WITH LOCAL GOVERNMENT ACT 1995 s.5.23(2)(d)]
- 12.5 SELECTION OF FACILITATOR FOR THE CHIEF EXECUTIVE OFFICE'S PERFORMANCE REVIEW PROCESS
- 12.6 CHIEF EXECUTIVE OFFICER'S PERFORMANCE REVIEW PROCESS FOR 2021

13 BUSINESS NOT DEALT WITH FROM A PREVIOUS MEETING

At the Special Meeting of Council held on 21 January 2021, under Confidential Item 16.1, Council resolved that:

1. *IN ACCORDANCE WITH CLAUSE 10.6 OF THE EMRC STANDING ORDERS LOCAL LAW 2013 THE ITEM 16.1 OF THE AGENDA BE ADJOURNED TO THE NEXT ORDINARY MEETING OF COUNCIL TO BE HELD AT 6PM ON THURSDAY 25 FEBRUARY 2021.*
2. *COUNCIL NOTES THE REASON FOR THE ADJOURNMENT IS TO ADDRESS THE ISSUE OF LEGAL PROFESSIONAL PRIVILEGE AND TO ADDRESS THE POTENTIAL BREACH OF S.5.65 OF THE LOCAL GOVERNMENT ACT 1995.*

This matter was dealt with at the Special Meeting of Council held on 8 February 2021 under Confidential Item 16.1 of the agenda.

Accordingly, the adjourned item 16.1 of the 21 January 2021 meeting has been resolved and concluded. This statement serves as an administrative record and the adjourned item will not be required to be dealt with at this meeting.



14 REPORTS OF EMPLOYEES

- 14.1 *LIST OF ACCOUNTS PAID DURING THE MONTHS OF NOVEMBER AND DECEMBER 2020 AND JANUARY 2021*
- 14.2 *FINANCIAL REPORT FOR THE PERIOD ENDED 30 NOVEMBER 2020*
- 14.3 *FINANCIAL REPORT FOR THE PERIOD ENDED 31 DECEMBER 2020*
- 14.4 *FINANCIAL REPORT FOR THE PERIOD ENDED 31 JANUARY 2021*
- 14.5 *FOGO TRIAL AT RED HILL – INTERIM FACILITY UPDATE (MASS BALANCE)*
- 14.6 *APPOINTMENT OF AUTHORISED COMPLAINTS OFFICERS*
- 14.7 *REVIEW OF DELEGATED POWERS AND DUTIES*
- 14.8 *ITEMS CONTAINED IN THE INFORMATION BULLETIN*

QUESTIONS

The Chairman invites questions from members on the reports of employees.

Cr Jeans questioned given there was a query on the accuracy of the 3 December 2020 meeting minutes, did that mean that any item approved at this time cannot be dealt with.

The CFO advised any decisions by Council at this meeting where there is a reliance on the 3 December 2020 meeting will be based on the resolution of the items from that meeting and not the minutes itself (per item 9.1 of this meeting).

Cr Jeans queried whether Delegation Number C15/2018 was still valid.

The Chief Executive Officer advised that this delegation can be removed from the list of Delegated Powers and Duties to be renewed given that the matter has been finalised.

Cr Johnson queried on Page 95 of the Information Bulletin as to when the items listed as confidential Council Items from January 2014 to September 2020 would be made publicly available.

The Chief Executive Officer advised that the process is currently underway to review all the confidential items previously approved with a view to seek approval to declassify those documents.

RECOMMENDATION(S)

That with the exception of item 14.7, which are to be withdrawn and dealt with separately, Council adopts the recommendations in the Reports of Employees (Section 14).

COUNCIL RESOLUTION(S)

MOVED CR CONGERTON

SECONDED CR HAMILTON

THAT WITH THE EXCEPTION OF ITEM 14.7 WHICH IS TO BE WITHDRAWN AND DEALT WITH SEPARATELY, COUNCIL ADOPTS THE RECOMMENDATIONS IN THE REPORTS OF EMPLOYEES (SECTION 14).

CARRIED UNANIMOUSLY



14 REPORTS OF EMPLOYEES

14.1 LIST OF ACCOUNTS PAID DURING THE MONTHS OF NOVEMBER 2020, DECEMBER 2020 AND JANUARY 2021

REFERENCE: D2021/27466

PURPOSE OF REPORT

The purpose of this report is to present to Council a list of accounts paid under the Chief Executive Officer's delegated authority during the months of November 2020, December 2020 and January 2021 for noting.

KEY POINTS AND RECOMMENDATION(S)

- As per the requirements of regulation 13(1) of the *Local Government (Financial Management) Regulations 1996*, the list of accounts paid during the months of November 2020, December 2020 and January 2021 is provided for noting.

Recommendation(s)

That Council notes the CEO's list of accounts for November 2020, December 2020 and January 2021 paid under delegated power in accordance with regulation 13(1) of the *Local Government (Financial Management) Regulations 1996*, forming the attachment to this report totalling \$21,678,436.65.

SOURCE OF REPORT

Chief Financial Officer

BACKGROUND

Council has delegated to the Chief Executive Officer (CEO) the exercise of its power to make payments from the Municipal Fund and Trust Fund. In accordance with regulation 13(1) of the *Local Government (Financial Management) Regulations 1996*, a list of accounts paid by the CEO is to be provided to Council, where such delegation is made.



Item 14.1 continued

REPORT

The table below summarises the payments drawn on the funds during the months of November 2020, December 2020 and January 2021. A list detailing the payments made is appended as an attachment to this report.

Municipal Fund	EFT Payments	EFT45484 – EFT46132	
	Cheque Payments	220549 – 220567	
	Payroll EFT	PAY 2021- 10, PAY 2021- 11, PAY 2021- 12, PAY 2021- 13, PAY 2021- 14 & PAY 2021- 15	
	Direct Debits		
	- Superannuation	DD21068.1 – DD21068.25, DD21249.1 – DD21249.24, DD21250.1 – DD21250.24, DD21420.1 – DD21420.24, DD21426.1 – DD21426.24 & DD21427.1 – DD21427.24.	
	- Bank Charges	1*NOV20, 1*DEC20 & 1*JAN21	
	- Other	1815 – 1863	\$21,681,043.74
	Less Cancelled EFT's & Cheques:	EFTs 45678, 45791 & 45978	(\$2,607.09)
Trust Fund	Not Applicable		Nil
Total			\$21,678,436.65

Summary of Expenditure for the Months of November 2020, December 2020 and January 2021	
Payroll	\$1,813,439.23
Term Deposit Investments	\$9,000,000.00
Capital Expenditure	\$3,622,669.33
Operating Expenditure	
- Landfill Levy *	\$3,495,049.18
- Other	\$3,747,278.91
Total	\$21,678,436.65

* Note: The Landfill Levy is paid quarterly in July, October, January and April.



Item 14.1 continued

STRATEGIC/POLICY IMPLICATIONS

Key Result Area 3 – Good Governance

3.3 To provide responsible and accountable governance and management of the EMRC

3.4 To continue to improve financial and asset management practices

FINANCIAL IMPLICATIONS

As detailed within the report.

SUSTAINABILITY IMPLICATIONS

Nil

RISK MANAGEMENT

RISK: Adverse credit rating if creditor accounts are not paid when due		
Consequence	Likelihood	Rating
Possible	Insignificant	Low
Action / Strategy		
Ensure timely payment of creditor accounts when they fall due		

MEMBER COUNCIL IMPLICATIONS

Member Council	Implication Details
Town of Bassendean	} Nil direct implications.
City of Bayswater	
City of Belmont	
City of Kalamunda	
Shire of Mundaring	
City of Swan	

ATTACHMENT(S)

CEO's Delegated Payments List for the months November 2020, December 2020 and January 2021
 (Ref: D2021/02034).



Item 14.1 continued

VOTING REQUIREMENT

Simple Majority

RECOMMENDATION(S)

That Council notes the CEO's list of accounts November 2020, December 2020 and January 2021 paid under delegated power in accordance with regulation 13(1) of the *Local Government (Financial Management) Regulations 1996*, forming the attachment to this report totalling \$21,678,436.65.

COUNCIL RESOLUTION(S)

MOVED CR CONGERTON

SECONDED CR HAMILTON

THAT COUNCIL NOTES THE CEO'S LIST OF ACCOUNTS NOVEMBER 2020, DECEMBER 2020 AND JANUARY 2021 PAID UNDER DELEGATED POWER IN ACCORDANCE WITH REGULATION 13(1) OF THE *LOCAL GOVERNMENT (FINANCIAL MANAGEMENT) REGULATIONS 1996*, FORMING THE ATTACHMENT TO THIS REPORT TOTALLING \$21,678,436.65.

CARRIED UNANIMOUSLY



Eastern Metropolitan Regional Council

**CEO's DELEGATED PAYMENTS LIST
FOR THE MONTHS OF NOVEMBER & DECEMBER 2020 & JANUARY 2021**

Cheque / EFT No	Date	Payee		Amount
EFT45484	02/11/2020	ABORIGINAL LANDCARE (NGALA-BOODJA)	WEED CONTROL - WANGALLA CEP GRANT PROJECT	3,579.12
EFT45485	02/11/2020	ADT SECURITY	SECURITY MONITORIN	59.10
EFT45486	02/11/2020	AIR FILTER DRY CLEAN SYSTEMS WA	CLEAN & SERVICES FILTERS	901.02
EFT45487	02/11/2020	ALLIGHTSYKES PTY LTD	QUARTERLY SERVICE - BACKUP GENERATOR AT RED HILL & ASCOT PLACE	1,010.63
EFT45488	02/11/2020	AMALGAM RECRUITMENT	LABOUR HIRE	1,518.18
EFT45489	02/11/2020	ANALYTICAL REFERENCE LABORATORY (ARL)	STOCKPILE SAMPLE TESTING - GHD PFAS TESTINGS	6,952.00
EFT45490	02/11/2020	AUSTRALIAN HVAC SERVICES	AIRCONDITIONING MAINTENANCE	1,705.00
EFT45491	02/11/2020	AUSTRALIAN INSTITUTE OF MANAGEMENT - AIM	CORPORATE TEMPLATES UPDATE	1,320.00
EFT45492	02/11/2020	AUSTRALIAN TRAINING MANAGEMENT PTY LTD (ATM)	STAFF TRAINING	575.00
EFT45493	02/11/2020	AUTOSWEEP WA (LAMBERT FAMILY TRUST)	SITE SWEEPING - HAZELMERE	2,772.00
EFT45494	02/11/2020	BEDROCK MINE MAINTENANCE SERVICES PTY LTD	PLANT MAINTENANCE	2,214.91
EFT45495	02/11/2020	BIN BATH AUSTRALIA PTY LTD	BIN CLEANING	82.72
EFT45496	02/11/2020	BMT COMMERCIAL AUSTRALIA PTY LTD (PREVIOUSLY KNOWN AS BMT WBM PTY LTD)	CONSULTING FEE - FLOOD RISK STUDY	14,570.60
EFT45497	02/11/2020	BRIGHTMARK GROUP PTY LTD	CLEANING SERVICES & CONSUMABLES	2,828.59
EFT45498	02/11/2020	BULKBAGS AUSTRALIA PTY LTD	PURCAHSE OF BULKBAGS	1,078.00
EFT45499	02/11/2020	BUNNINGS GROUP LTD	HARDWARE SUPPLIES	605.14
EFT45500	02/11/2020	BURSON AUTOMOTIVE PTY LTD	PLANT PARTS	525.00
EFT45501	02/11/2020	CAPITAL TRANSPORT SERVICES (WA) PTY LTD	COURIER SERVICE	215.46
EFT45502	02/11/2020	CDM AUSTRALIA	COMPUTER HARDWARE PURCHASES	2,268.20
EFT45503	02/11/2020	CHRIS KERSHAW PHOTOGRAPHY	PHOTOGRAPHY - EXECTIVE PORTRAITS	550.00
EFT45504	02/11/2020	CJD EQUIPMENT PTY LTD	PLANT MAINTENANCE, PARTS & SERVICE	5,749.65
EFT45505	02/11/2020	CME BOILERMAKING PTY LTD	REPAIR TO GATE AT BAYWASTE	4,269.10
EFT45506	02/11/2020	COMPU-STOR	IT BACKUP DATA SERVICES	739.88
EFT45507	02/11/2020	CPR ELECTRICAL SERVICES	ELECTRICAL REPAIRS AT HAZELMERE SITE & BAYWASTE	3,729.00
EFT45508	02/11/2020	CROSSLAND & HARDY PTY LTD	SURVEYING COSTS - HRRP	3,058.00
EFT45509	02/11/2020	CSE CROSSCOM PTY LTD	TWO-WAY RADIO SERVICE	280.62
EFT45510	02/11/2020	DIAL BEFORE YOU DIG	DIAL BEFORE YOU DIG - HAZELMERE	110.00
EFT45511	02/11/2020	DOVERBRIDGE ENTERPRISES PTY LTD	PURCHASE OF BULKBAGS	794.75
EFT45512	02/11/2020	DUOMARK PTY LTD	BUILDING REFURBISHMENT - ASCOT PLACE	8,844.00
EFT45513	02/11/2020	EFFICIENT REFRIGERATION & ENERGY SAVINGS PTY LTD	QUARTERLY AIRCONDITIONING MAINTENANCE & REPAIR - NEW RED HILL ADMIN BUILDING	1,056.00
EFT45514	02/11/2020	ELAN ENERGY MATRIX	TYRE DISPOSAL COSTS - RED HILL & COPPIN ROAD	1,080.53
EFT45515	02/11/2020	ELEMENT HYDROGRAPHIC SOLUTIONS	EQUIPMENT MAINTENANCE & SERVICE	1,032.90
EFT45516	02/11/2020	ENVIRONMENTAL INDUSTRIES PTY LTD	REHABILITATE CLASS III & IV CELLS	8,206.00
EFT45517	02/11/2020	EXIT WASTE - QUEST MECHANICAL CONTRACTING PTY LTD T/AS	EMPTYING WASTE FROM WASH BAY TANK	918.50
EFT45518	02/11/2020	FLICK ANTICIMEX PTY LTD	HYGIENE SERVICES	286.37
EFT45519	02/11/2020	FRESH BOOST PTY LTD ATF BANDITS TRUST	STAFF AMENITIES	574.59
EFT45520	02/11/2020	FRESH VENTURE GROUP PTY LTD T/AS FRUIT AT WORK	STAFF AMENITIES	506.00
EFT45521	02/11/2020	FUELFIX PTY LTD	HIRE OF FUEL TANK	730.72
EFT45522	02/11/2020	GHD	CONSULTING FEES - FOGO	34,524.60
EFT45523	02/11/2020	GOODCHILD ENTERPRISES	BATTERY PURCHASE	332.20
EFT45524	02/11/2020	GREENSTEAM AUSTRALIA PTY LTD	SERVICE ON STEAMWAND & REPLACE PARTS	504.30
EFT45525	02/11/2020	GREG WOOD TWISTECH	FENCE REPAIR - MATHIESON ROAD	330.00
EFT45526	02/11/2020	HIGHWAY MOTOR TRIMMERS	PVC TARP FOR COPPPIN ROAD CCC	1,147.30
EFT45527	02/11/2020	HIND'S TRANSPORT SERVICES	PRODUCT TRANSPORTATION COSTS	236.36
EFT45528	02/11/2020	HITACHI CONSTRUCTION MACHINERY (AUSTRALIA) PTY LTD	PLANT SERVICE & MAINTENANCE	749.20



Eastern Metropolitan Regional Council
CEO's DELEGATED PAYMENTS LIST
FOR THE MONTHS OF NOVEMBER & DECEMBER 2020 & JANUARY 2021

Cheque / EFT No	Date	Payee	Amount
EFT45529	02/11/2020	HOSECO (WA) PTY LTD	187.57
EFT45530	02/11/2020	ILLION AUSTRALIA PTY LTD (DUN & BRADSTREET)	153.45
EFT45531	02/11/2020	INDUSTRIAL RECRUITMENT PARTNERS	7,783.55
EFT45532	02/11/2020	INFORMATION PROFICIENCY & SIGMA DATA SOLUTIONS - PROFICIENCY GROUP P/L T/AS	598.40
EFT45533	02/11/2020	IT VISION AUSTRALIA PTY LTD	2,359.50
EFT45534	02/11/2020	JCB CONSTRUCTION EQUIPMENT AUSTRALIA (CFC HOLDINGS- PLANT SERVICE & MAINTENANCE CEA; JCB CEA; DYNAPAC CEA)	424.27
EFT45535	02/11/2020	JOHN HUGHES (ROHANNA PTY LTD)	607.00
EFT45536	02/11/2020	KONE BUILDING DOORS - A DIV OF KONE ELEVATORS PTY LTD	107.78
EFT45537	02/11/2020	KOOL KREATIVE	148.50
EFT45538	02/11/2020	KOTT GUNNING LAWYERS	5,917.12
EFT45539	02/11/2020	KWIK CUT & CORING PTY LTD	825.00
EFT45540	02/11/2020	LABOURFORCE IMPEX PERSONNEL P/L	5,986.95
EFT45541	02/11/2020	LIFTRITE HIRE & SALES	1,446.40
EFT45542	02/11/2020	LYONS AIRCONDITIONING SERVICES	2,710.24
EFT45543	02/11/2020	MACRI PARTNERS	660.00
EFT45544	02/11/2020	MAIL PLUS PERTH	369.60
EFT45545	02/11/2020	MAJOR SECURITY SERVICES PTY LTD	3,027.02
EFT45546	02/11/2020	MARINE CHALLENGE PTY LTD T/AS PERFECT PROJECT PLANNING	17,820.00
EFT45547	02/11/2020	MARKET CREATIONS PTY LTD	4,087.05
EFT45548	02/11/2020	MARKETFORCE	313.50
EFT45549	02/11/2020	MARSHALL BEATTIE PTY LTD	374.00
EFT45550	02/11/2020	MIDLAND CEMENT MATERIALS	198.00
EFT45551	02/11/2020	MIDLAND TOYOTA	397.07
EFT45552	02/11/2020	MIDWAY FORD (WA)	405.00
EFT45553	02/11/2020	MINTERELLISON	675.84
EFT45554	02/11/2020	MS GROUNDWATER MANAGEMENT	24,200.00
EFT45555	02/11/2020	MUNDARING CRANE TRUCK HIRE	396.00
EFT45556	02/11/2020	NATIONWIDE FABRICATIONS - TIGER PLAINS P/L ATFT	2,731.36
EFT45557	02/11/2020	ROGERS FAM TST TAS	358.23
EFT45558	02/11/2020	NEVERFAIL SPRINGWATER	3,641.33
EFT45559	02/11/2020	NEWTEC PLUMBING & GAS	431.27
EFT45560	02/11/2020	ONSITE RENTALS PTY LTD	1,735.66
EFT45561	02/11/2020	OTIS ELEVATOR COMPANY PTY LTD	6,472.50
EFT45562	02/11/2020	PERTH BIN HIRE	1,089.09
EFT45563	02/11/2020	PERTH RECRUITMENT SERVICES	190.30
EFT45564	02/11/2020	PERTH SCIENTIFIC	1,460.25
EFT45565	02/11/2020	PETRO MIN ENGINEERS	111.46
EFT45566	02/11/2020	PIRTEK MALAGA - JH FLUID TRANSFER SOLUTIONS T/AS	185.46
EFT45567	02/11/2020	PIRTEK MIDLAND (M & B HYDRAULICS PTY LTD)	17,930.00
EFT45568	02/11/2020	PR POWER PTY LTD	1,866.15
EFT45569	02/11/2020	PROTECTOR FIRE SERVICES	1,994.93
EFT45570	02/11/2020	PRUDENTIAL INVESTMENT SERVICES CORP P/L	322,139.65
EFT45571	02/11/2020	RAUBEX CONSTRUCTION	165.00
EFT45572	02/11/2020	RELATIONSHIPS AUSTRALIA WA INC	24.20
EFT45573	02/11/2020	REMONDIS AUSTRALIA PTY LTD	1,144.95
EFT45573	02/11/2020	RENTOKIL INITIAL PTY LTD	



Eastern Metropolitan Regional Council
CEO's DELEGATED PAYMENTS LIST
FOR THE MONTHS OF NOVEMBER & DECEMBER 2020 & JANUARY 2021

Cheque / EFT No	Date	Payee	Amount
EFT45574	02/11/2020	RUDD INDUSTRIAL AND FARM SUPPLIES	HARDWARE SUPPLIES 874.42
EFT45575	02/11/2020	SAFETY SIGNS SERVICE - BRADY AUSTRALIA PTY LTD T/AS	SIGNAGE 62.48
EFT45576	02/11/2020	SETON AUSTRALIA - BRADY AUSTRALIA PTY LTD T/AS	HARDWARE SUPPLIES 650.27
EFT45577	02/11/2020	SIGN SUPERMARKET	SIGNAGE 25.00
EFT45578	02/11/2020	SNAP BELMONT (BELSNAP PTY LTD)	PRINTING COST - WINDSCREEN STICKERS 742.47
EFT45579	02/11/2020	SONIC HEALTHPLUS PTY LTD	PRE-EMPLOYMENT MEDICAL 1,842.50
EFT45580	02/11/2020	ST JOHN AMBULANCE ASSOCIATION	STAFF TRAINING 98.00
EFT45581	02/11/2020	STANTONS INTERNATIONAL	PROBITY SERVICES - RRF TENDER 581.90
EFT45582	02/11/2020	SWAN FIRE SERVICES	SERVICE MAINTENANCE - FIRE PROTECTION SYSTEM 173.80
EFT45583	02/11/2020	SWAN LOCK SERVICE PTY LTD	LOCK SUPPLIES - BAYWASTE 135.00
EFT45584	02/11/2020	TALIS CONSULTANTS	CONSULTING FEE - VARIOUS PROJECTS FOR RED HILL AND HAZELMERE SITES 74,053.10
EFT45585	02/11/2020	TANGIBILITY PTY LTD	MARKETING MATERIALS - FOGO 3,350.60
EFT45586	02/11/2020	TERRSAT PTY LTD	EQUIPMENT MAINTENANCE & SERVICE 1,980.00
EFT45587	02/11/2020	THE CROMMELINS AUSTRALIA	PARTS FOR PUMPS 5,445.53
EFT45588	02/11/2020	THERMO FISHER SCIENTIFIC AUSTRALIA PTY LTD	CALEBRATION OF EQUIPMENT 495.00
EFT45589	02/11/2020	TIM DAVIES LANDSCAPING PTY LTD (TDL)	GARDEN MAINTENANCE ASCOT PLACE 1,014.99
EFT45590	02/11/2020	TJ DEPIAZZI & SONS	PRODUCT TRANSPORTATION COSTS 8,329.75
EFT45591	02/11/2020	TOTAL TOOLS MIDLAND	PLANT PARTS 533.15
EFT45592	02/11/2020	TOTALLY WORKWEAR MIDLAND	PROTECTIVE CLOTHING 3,161.41
EFT45593	02/11/2020	TRANEN PTY LTD	SEEDS 220.00
EFT45594	02/11/2020	TYREPOWER MUNDARING	PUNCTURE REPAIRS 140.00
EFT45595	02/11/2020	UNITED CRANE SERVICES PTY LTD	RELOCATE CONTAINERS AT HAZELMERE 407.00
EFT45596	02/11/2020	VOLICH WASTE CONTRACTORS PTY LTD	BULK BIN HIRE 44.00
EFT45597	02/11/2020	WA SAFETY PRODUCTS	GHD CONSUMABLES 364.17
EFT45598	02/11/2020	WATERLOGIC AUSTRALIA PTY LTD	EQUIPMENT RENTAL 547.03
EFT45599	02/11/2020	WEST TIP WASTE CONTROL	PRODUCT TRANSPORTING COSTS 2,189.00
EFT45600	02/11/2020	WESTERN AUSTRALIAN LOCAL GOVERNMENT ASSOCIATION (WALGA)	STAFF TRAINING 864.00
EFT45601	02/11/2020	WESTERN TREE RECYCLERS	SHREDDING OF GREENWASTE & PLANT HIRE 84,434.89
EFT45602	02/11/2020	WESTRAC EQUIPMENT PTY LTD	PLANT SERVICE AGREEMENT & PLANT PARTS & REPAIRS 3,754.22
EFT45603	02/11/2020	WINC AUSTRALIA PTY LTD	STATIONERY & CONSUMABLES 1,160.97
EFT45604	02/11/2020	WREN OIL	WASTE OIL REMOVAL 1,028.50
EFT45605	02/11/2020	WURTH AUSTRALIA PTY LTD	PLANT PARTS 542.69
EFT45606	02/11/2020	ZERO2HERO INC	LEADERSHIP TRAINING WORKSHOP PREPARATION 1,100.00
EFT45607	03/11/2020	AMALGAM RECRUITMENT	LABOUR HIRE 1,198.56
EFT45608	03/11/2020	CHILD SUPPORT	EMPLOYEE DEDUCTION 352.70
EFT45609	03/11/2020	DFP RECRUITMENT SERVICES P/L	LABOUR HIRE 3,064.21
EFT45610	03/11/2020	IT VISION AUSTRALIA PTY LTD	CONSULTING - CRYSTAL REPORT 6,820.00
EFT45611	03/11/2020	PAYG PAYMENTS	PAYG TAXATION PAYMENT 78,741.00
EFT45612	03/11/2020	TELSTRA CORPORATION LTD	TELEPHONE CHARGES 357.84
EFT45613	06/11/2020	OLDFIELDS SCAFFOLDING - ADELAIDE SCAFFOLD SOLUTIONS PTY LTD	WWiE PAYMENT RE EMRC / ANERGY AGREEMENT 2,074.28
EFT45614	06/11/2020	HAYS SPECIALIST RECRUITMENT	WWiE PAYMENT RE EMRC / ANERGY AGREEMENT 26,620.26
EFT45615	06/11/2020	IBEX AUSTRALIA	WWiE PAYMENT RE EMRC / ANERGY AGREEMENT 603.11
EFT45616	06/11/2020	MM ELECTRICAL MERCHANDISING	WWiE PAYMENT RE EMRC / ANERGY AGREEMENT 438.02
EFT45617	06/11/2020	SPECTRUM WELDING PTY LTD	WWiE PAYMENT RE EMRC / ANERGY AGREEMENT 1,540.00
EFT45618	06/11/2020	UNITED EQUIPMENT PTY LTD	WWiE PAYMENT RE EMRC / ANERGY AGREEMENT 9,764.59



Eastern Metropolitan Regional Council
CEO's DELEGATED PAYMENTS LIST
FOR THE MONTHS OF NOVEMBER & DECEMBER 2020 & JANUARY 2021

Cheque / EFT No	Date	Payee		Amount
EFT45619	06/11/2020	iSOL8 PTY LTD	WWIE PAYMENT RE EMRC / ANERGY AGREEMENT	2,002.00
EFT45620	06/11/2020	ADECCO AUSTRALIA PTY LTD	LABOUR HIRE	733.43
EFT45621	06/11/2020	AMER SAABI	STAFF REIMBURSEMENT	15.55
EFT45622	06/11/2020	CIVIL AUTO ELECTRICS PTY LTD	PLANT MAINTENANCE	1,664.85
EFT45623	06/11/2020	CJD EQUIPMENT PTY LTD	PLANT MAINTENANCE, PARTS & SERVICE	3,138.67
EFT45624	06/11/2020	CLEANAWAY PTY LTD	DISPOSE AND CLEAN WASTE OIL TANK - BAYWASTE	1,850.63
EFT45625	06/11/2020	DINGO BUS CHARTER	BUS HIRE	1,342.00
EFT45626	06/11/2020	INDUSTRIAL RECRUITMENT PARTNERS	LABOUR HIRE	3,130.88
EFT45627	06/11/2020	MAJOR SECURITY SERVICES PTY LTD	SECURITY MONITORING	318.47
EFT45628	06/11/2020	METRO MOTORS (2010) PTY LTD	VEHICLE SERVICE	412.00
EFT45629	06/11/2020	MINIBUS CHARTERS	BUS HIRE	660.00
EFT45630	06/11/2020	PERTH BIN HIRE	PRODUCT TRANSPORTATION COSTS	5,016.00
EFT45631	06/11/2020	QUALITY PRESS - ALBA HOLDING PTY LTD T/A	PRINTING COST - SHARE THE SPACE STICKERS	198.00
EFT45632	06/11/2020	TOTALLY WORKWEAR MIDLAND	PROTECTIVE CLOTHING	171.56
EFT45633	06/11/2020	TRANSafe WA	MEMBERSHIP RENEWAL	80.00
EFT45634	06/11/2020	WESTERN TREE RECYCLERS	PLANT HIRE	5,775.00
EFT45635	10/11/2020	DFP RECRUITMENT SERVICES P/L	LABOUR HIRE	3,107.57
EFT45636	10/11/2020	HARVEY NORMAN MIDLAND - RD SUPA PTY LTD T/AS	OFFICE EQUIPMENT PURCHASES - ASCOT PLACE	4,700.00
EFT45637	10/11/2020	HARVEY NORMAN AV/IT SUPERSTORE MIDLAND	ALTERNATIVE DAILY COVER MATERIAL	16,821.66
EFT45638	10/11/2020	ODOUR CONTROL SYSTEMS INTERNATIONAL LTD		
EFT45638	10/11/2020	SOUTHERN CROSS PROTECTION	COURIER SERVICE	220.00
EFT45639	10/11/2020	TELSTRA CORPORATION LTD	TELEPHONE CHARGES	497.31
EFT45640	10/11/2020	WARRANG-BRIDIL	GUEST SPEAKER - NAIDOC WEEK	1,000.00
EFT45641	13/11/2020	ADECCO AUSTRALIA PTY LTD	LABOUR HIRE	1,781.19
EFT45642	13/11/2020	AMALGAM RECRUITMENT	LABOUR HIRE	1,518.18
EFT45643	13/11/2020	CAVALIER PORTABLES & PARK HOMES	PLANT HIRE - WWIE	6,840.95
EFT45644	13/11/2020	CIVIL AUTO ELECTRICS PTY LTD	VEHICLE REPAIRS	1,431.10
EFT45645	13/11/2020	INDUSTRIAL RECRUITMENT PARTNERS	LABOUR HIRE	6,029.76
EFT45646	13/11/2020	KAREN WARNER	STAFF REIMBURSEMENT	279.78
EFT45647	13/11/2020	MOTORCHARGE PTY LTD	FLEET FUEL PURCHASES	2,500.55
EFT45648	13/11/2020	SEEK LIMITED	ADVERTISEMENT - RECRUITMENT	2,530.00
EFT45649	13/11/2020	SOFT LANDING - GREAT LAKES COMMUNITY RESOURCES	COLLECTION & DISPOSAL OF MATTRESSES AT HAZELMERE	45,127.50
EFT45650	13/11/2020	INCORPORATED T/A		
EFT45650	13/11/2020	SOUTHERN CROSS PROTECTION	COURIER SERVICE	88.00
EFT45651	13/11/2020	TELSTRA CORPORATION LTD	TELEPHONE CHARGES	240.49
EFT45652	17/11/2020	AMER SAABI	STAFF REIMBURSEMENT	289.00
EFT45653	17/11/2020	AUSTRALIA'S DETAILING GROUP - ADAM TENCH	CLEANING CAR POOL VEHICLES	405.00
EFT45654	17/11/2020	BP AUSTRALIA PTY LTD	FUEL PURCHASES	41,437.88
EFT45655	17/11/2020	BP AUSTRALIA PTY LTD	OIL PURCHASES	1,211.78
EFT45656	17/11/2020	CHILD SUPPORT	EMPLOYEE DEDUCTION	352.70
EFT45657	17/11/2020	DFP RECRUITMENT SERVICES P/L	LABOUR HIRE	3,454.05
EFT45658	17/11/2020	DILIGENT BOARD SERVICES AUSTRALIA PTY LTD	DILIGENT BOARDS - ADMINISTRATORS	864.63
EFT45659	17/11/2020	MCINTOSH & SON	PLANT MAINTENANCE	1,533.19
EFT45660	17/11/2020	MIDWAY FORD (WA)	VEHICLE SERVICES	615.00
EFT45661	17/11/2020	PAYG PAYMENTS	PAYG TAXATION PAYMENT	89,232.00
EFT45662	17/11/2020	PERTH AUTO ALLIANCE P/L T/A CHALLENGER FORD;	VEHICLE PURCHASES	222,480.33
EFT45662	17/11/2020	LYNFORD & TITAN FORD		
EFT45663	17/11/2020	DURATEC AUSTRALIA PTY LTD	REFUND OF OVERPAYMENT	38,706.00

Eastern Metropolitan Regional Council
CEO's DELEGATED PAYMENTS LIST
FOR THE MONTHS OF NOVEMBER & DECEMBER 2020 & JANUARY 2021

Cheque / EFT No	Date	Payee		Amount
EFT45664	20/11/2020	ADECCO AUSTRALIA PTY LTD	LABOUR HIRE	1,912.16
EFT45665	20/11/2020	AMALGAM RECRUITMENT	LABOUR HIRE	1,518.18
EFT45666	20/11/2020	BRING COURIERS	COURIER SERVICE	260.32
EFT45667	20/11/2020	DAVID WILLS & ASSOCIATES - DWA CONSULTING PTY LTD T/AS	HRRP CONSULTING	2,112.00
EFT45668	20/11/2020	INDUSTRIAL RECRUITMENT PARTNERS	LABOUR HIRE	5,482.51
EFT45669	20/11/2020	KLB SYSTEMS	COMPUTER HARDWARE PURCHASES	5,489.00
EFT45670	20/11/2020	MUNDARING WEIR HOTEL	END OF YEAR VOLUNTEER EVENT	2,700.00
EFT45671	20/11/2020	SITEVISUALS - THE TRUSTEE FOR THE iViz MEDIA UNIT TRUST T/AS	FOGO TRIAL PROJECT	1,840.42
EFT45672	20/11/2020	SYNERGY	ELECTRICITY CHARGES - HAZELMERE	1,192.92
EFT45673	24/11/2020	ABA AUTOMATIC GATES WA	REMOTES FOR HAZELMERE	577.52
EFT45674	24/11/2020	ATCO GAS AUSTRALIA PTY LTD	SITE INFRASTRUCTURE CONSTRUCTION COSTS - HRRP	51,895.36
EFT45675	24/11/2020	BOW STEEL PTY LTD	PLANT MAINTENANCE - GRINDER	1,320.00
EFT45676	24/11/2020	DEPARTMENT OF AGRICULTURE, WATER AND THE ENVIRONMENT	BIOSECURITY AUDIT FEE	2,500.00
EFT45677	24/11/2020	DFP RECRUITMENT SERVICES P/L	LABOUR HIRE	3,389.08
EFT45678	24/11/2020	DRAKE AUSTRALIA PTY LTD	CANCELLED EFT	1,587.96
EFT45679	24/11/2020	FORGIE CAMELI	REFUND OF OVERPAYMENT	160.00
EFT45680	24/11/2020	M2 TECHNOLOGY GROUP PTY LTD	PHONE MESSAGES - CHRISTMAS CLOSURE	660.00
EFT45681	24/11/2020	MARKETFORCE	SUBSCRIPTION & VARIOUS ADVERTISEMENTS	2,126.82
EFT45682	24/11/2020	NEARMAP.COM	ANNUAL LICENCE RENEWAL	13,750.00
EFT45683	24/11/2020	OLDFIELDS SCAFFOLDING - ADELAIDE SCAFFOLD SOLUTIONS PTY LTD	EQUIPMENT HIRE	612.85
EFT45684	24/11/2020	PERTH ENERGY PTY LTD	GAS SUPPLY - WWtE	135.31
EFT45685	24/11/2020	TELSTRA CORPORATION LTD	TELEPHONE CHARGES	6,190.16
EFT45686	27/11/2020	AMALGAM RECRUITMENT	LABOUR HIRE	1,518.18
EFT45687	27/11/2020	AUSTRALIAN ASSOCIATION FOR ENVIRONMENTAL EDUCATION WA CHAPTER INC	STAFF TRAINING	44.00
EFT45688	27/11/2020	CAVERSHAM HOUSE	VENUE HIRE & CATERING COST	13,478.00
EFT45689	27/11/2020	DRAKE AUSTRALIA PTY LTD	LABOUR HIRE	5,425.53
EFT45690	27/11/2020	EDWIN DELL	REIMBURSEMENT - TRAVEL ALLOWANCE	48.36
EFT45691	27/11/2020	INDUSTRIAL RECRUITMENT PARTNERS	LABOUR HIRE	5,831.65
EFT45692	27/11/2020	JOHN BURTON	STAFF REIMBURSEMENT	429.00
EFT45693	27/11/2020	RAMAL TISSERA	STAFF REIMBURSEMENT	1,588.40
EFT45694	30/11/2020	AUSCO MODULAR PTY LTD	PLANT HIRE - HAZELMERE	2,544.77
EFT45695	30/11/2020	B&J CATALANO PTY LTD	BLASTING OF CAPROCK - LANDFILL CELL CONSTRUCTION (RED HILL LANDFILL FACILITY)	310,102.95
EFT45696	30/11/2020	CAVALIER PORTABLES & PARK HOMES	PLANT HIRE - WWtE	1,429.99
EFT45697	30/11/2020	FUJI XEROX AUSTRALIA PTY LTD	PHOTOCOPIER MAINTENANCE & SUPPLIES	1,046.99
EFT45698	30/11/2020	KLB SYSTEMS	COMPUTER HARDWARE PURCHASES	3,096.50
EFT45699	30/11/2020	ODOUR CONTROL SYSTEMS INTERNATIONAL LTD	ALTERNATIVE DAILY COVER MATERIAL	41,798.00
EFT45700	30/11/2020	RAUBEX CONSTRUCTION	PROGRESS CLAIM - DEVELOPMENT OF LOTS 8,9 & 10 AT RED HILL	529,775.27
EFT45701	30/11/2020	SITEVISUALS - THE TRUSTEE FOR THE iViz MEDIA UNIT TRUST T/AS	CAMERA INSTALLATION - LANDFILL CELL CONSTRUCTION SITE	2,931.19
EFT45702	30/11/2020	SOUTHERN CROSS PROTECTION	COURIER SERVICE	385.00
EFT45703	01/12/2020	AALAN LINE MARKING SERVICES	PAINTING OF LINES AT HAZELMERE	3,421.00
EFT45704	01/12/2020	ACCESS INDUSTRIAL TYRES PTY LTD	TYRE REPLACEMENTS & REPAIRS	3,245.00
EFT45705	01/12/2020	ADECCO AUSTRALIA PTY LTD	LABOUR HIRE	1,755.00
EFT45706	01/12/2020	ADT SECURITY	SECURITY MONITORING	59.10
EFT45707	01/12/2020	ADVANCED NATIONAL SERVICES PTY LTD	CLEANING SERVICES & CONSUMABLES -ASCOT PLACE	5,873.81
EFT45708	01/12/2020	AIR FILTER DRY CLEAN SYSTEMS WA	CLEAN FILTERS	577.12

**CEO's DELEGATED PAYMENTS LIST
FOR THE MONTHS OF NOVEMBER & DECEMBER 2020 & JANUARY 2021**

Cheque / EFT No	Date	Payee		Amount
EFT45709	01/12/2020	ALLPEST - ROL-WA PTY LTD T/AS	BI-MONTHLY PEST CONTROL	143.00
EFT45710	01/12/2020	ANALYTICAL REFERENCE LABORATORY (ARL)	WATER & WOODCHIPS MONITORINGS FOR RED HILL AND HAZELMERE & SAMPLE TESTING FOR CITY OF CANNING	31,775.70
EFT45711	01/12/2020	ANTHONY WALSH ATF 88 FAMILY TRUST T/A ADVANCED LIQUID WASTE	CLEAR OUT 11 SUMPS AT RED HILL	1,106.88
EFT45712	01/12/2020	ARCH SOFTWARE AUSTRALIA	ACQUISITION AND CONFIGURATION OF WEIGHBRIDGE SOFTWARE - BAYWASTE	8,800.00
EFT45713	01/12/2020	AUSTRALIA POST - ASCOT PLACE	POSTAL CHARGES	137.21
EFT45714	01/12/2020	AUSTRALIAN ACCESS HIRE PTY LTD	PLANT HIRE	1,095.80
EFT45715	01/12/2020	AUSTRALIAN ENVIRONMENTAL AUDITORS PTY LTD	WASTE SERVICES ENVIRONMENTAL - MSGM WATER MANAGEMENT PLAN AT RED HILL	231.00
EFT45716	01/12/2020	AUSTRALIAN HVAC SERVICES	AIRCONDITIONING MAINTENANCE & REPAIRS	5,046.80
EFT45717	01/12/2020	AUSTRALIAN INSTITUTE OF MANAGEMENT - AIM	STAFF TRAINING	2,840.00
EFT45718	01/12/2020	AUTOSWEEP WA (LAMBERT FAMILY TRUST)	SITE SWEEPING - HAZELMERE	2,772.00
EFT45719	01/12/2020	BACKSAFE AUSTRALIA	PLANT PARTS	390.50
EFT45720	01/12/2020	BARFIELD EARTHMOVING (JAYCOURT NOMINEES P/L)	PLANT TRANSPORTATION COST	500.00
EFT45721	01/12/2020	BATTERY WORLD	BATTERY PURCHASES	69.90
EFT45722	01/12/2020	BEDROCK MINE MAINTENANCE SERVICES PTY LTD	PLANT MAINTENANCE	731.50
EFT45723	01/12/2020	BELMONT - REDCLIFFE NEWSROUND	NEWSPAPERS	57.56
EFT45724	01/12/2020	BIOGAS SYSTEMS AUSTRALIA PTY LTD	QUARTERLY SERVICES - LEACHATE DRAINAGE SYSTEMS & BORES	10,007.64
EFT45725	01/12/2020	BLACKWOODS ATKINS	PROTECTIVE CLOTHING	630.55
EFT45726	01/12/2020	BLACKWOODS CANNINGVALE	PLANT PARTS	190.39
EFT45727	01/12/2020	BMT COMMERCIAL AUSTRALIA PTY LTD (PREVIOUSLY KNOWN AS BMT WBM PTY LTD)	CONSULTING FEE - FLOOD RISK STUDY	7,095.55
EFT45728	01/12/2020	BOBCAT ATTACH	PLANT PARTS	935.00
EFT45729	01/12/2020	BRING COURIERS	COURIER SERVICE	352.55
EFT45730	01/12/2020	BUDGET ELECTRICS	BUILDING REPAIRS & MAINTENANCE - ASCOT PLACE	2,010.80
EFT45731	01/12/2020	BURSON AUTOMOTIVE PTY LTD	PLANT PARTS	962.04
EFT45732	01/12/2020	CAPITAL TRANSPORT SERVICES (WA) PTY LTD	COURIER SERVICE	32.36
EFT45733	01/12/2020	CHEMCENTRE	BORE MONITTING, CLASS IV LINER INTEGRITY, WOODCHIP & FINES SAMPLE MONITORING	9,357.70
EFT45734	01/12/2020	CHILD SUPPORT	EMPLOYEE DEDUCTION	352.70
EFT45735	01/12/2020	CHRIS KERSHAW PHOTOGRAPHY	PHOTOGRAPHY - RECONNAISSANCE & EXECUTIVE LOCATION PORTRAITS AT RED HILL & HAZELMERE	650.00
EFT45736	01/12/2020	CJD EQUIPMENT PTY LTD	PLANT MAINTENANCE, PARTS & SERVICE	6,490.24
EFT45737	01/12/2020	CME BOILERMAKING PTY LTD	REPAIR PARTS ON GRINDER	1,160.50
EFT45738	01/12/2020	COMPU-STOR	IT BACKUP DATA SERVICES	953.72
EFT45739	01/12/2020	CPR ELECTRICAL SERVICES	ELECTRICAL MAINTENANCE - RED HILL WEIGHBRIDGE & GRINDER	811.25
EFT45740	01/12/2020	CROSSLAND & HARDY PTY LTD	SURVEYING COSTS - QUARTERLY VOLUMNES IN STAGES 15 & ASBESTOS & FOGO PLAN	3,250.50
EFT45741	01/12/2020	CSE CROSSCOM PTY LTD	TWO-WAY RADIO PURCHASES FOR RED HILL	6,811.20
EFT45742	01/12/2020	DFP RECRUITMENT SERVICES P/L	LABOUR HIRE	2,901.93
EFT45743	01/12/2020	DIAL BEFORE YOU DIG	DIAL BEFORE YOU DIG - HAZELMERE	110.00
EFT45744	01/12/2020	E & MJ ROSHER	PLANT PARTS	84.95
EFT45745	01/12/2020	ECO ENVIRONMENTAL (BENFOSTER PTY LTD)	GROUNDWATER MONITORING EQUIPMENT HIRE	159.50
EFT45746	01/12/2020	ECOTECH P/L	WEBSITE MAINTENANCE FEE	1,609.30
EFT45747	01/12/2020	ELAN ENERGY MATRIX	TYRE DISPOSAL COSTS AT RED HILL & COPPIN ROAD	947.44
EFT45748	01/12/2020	ENVIRONMENTAL INDUSTRIES PTY LTD	REHABILITATE CLASS III & IV CELLS & RED HILL GARDEN MAINTENANCE	6,435.00
EFT45749	01/12/2020	EVERSAFE FIRE PROTECTION	FIRE FIGHTING EQUIPMENT REPLACEMENT	181.50
EFT45750	01/12/2020	FLICK ANTICIMEX PTY LTD	HYGIENE SERVICES	1,698.80
EFT45751	01/12/2020	FRESH VENTURE GROUP PTY LTD T/AS FRUIT AT WORK	STAFF AMENITIES	1,080.00
EFT45752	01/12/2020	FUELFIX PTY LTD	PIT STOP BOWSER & PUMPS FOR FUEL TANK	5,587.85
EFT45753	01/12/2020	GHD	CONSULTING FEES - FOGO & STRATEGIC REVIEW	38,843.20

**CEO's DELEGATED PAYMENTS LIST
FOR THE MONTHS OF NOVEMBER & DECEMBER 2020 & JANUARY 2021**

Cheque / EFT No	Date	Payee		Amount
EFT45754	01/12/2020	GOODCHILD ENTERPRISES	BATTERY PURCHASE	135.30
EFT45755	01/12/2020	GREENS ELECTRICAL SERVICE	PUMP REPAIR	151.80
EFT45756	01/12/2020	GREG WOOD TWISTECH	REPAIR FENCES & INSTALL SINGLE CARPORT AT TRANSFER STATION AT RED HILL	5,038.00
EFT45757	01/12/2020	HEATLEY SALES PTY LTD	PROTECTIVE EQUIPMENT	1,157.18
EFT45758	01/12/2020	HIND'S TRANSPORT SERVICES	PRODUCT TRANSPORTATION COSTS	158.40
EFT45759	01/12/2020	HOSECO (WA) PTY LTD	PLANT PARTS	978.39
EFT45760	01/12/2020	IAN BANCROFT	REPAIR TO FRONT RAMP & RAILINGS AT RED HILL	7,172.00
EFT45761	01/12/2020	ILLION AUSTRALIA PTY LTD (DUN & BRADSTREET)	ADMINISTRATON OFFICE ONLINE CREDIT REFERENCE CHECKS	133.65
EFT45762	01/12/2020	INDUSTRIAL RECRUITMENT PARTNERS	LABOUR HIRE	3,569.83
EFT45763	01/12/2020	INLEx ENGINEERING PTY LTD	WWe PAYMENT RE EMRC / ANERGY AGREEMENT	56,722.60
EFT45764	01/12/2020	J & K HOPKINS	OFFICE EQUIPMENT PURCHASES	648.00
EFT45765	01/12/2020	JCB CONSTRUCTION EQUIPMENT AUSTRALIA (CFC HOLDINGS- CEA; JCB CEA; DYNAPAC CEA)	PLANT SERVICE & MAINTENANCE	451.07
EFT45766	01/12/2020	KEE HIRE PTY LTD	PLANT HIRE	3,223.00
EFT45767	01/12/2020	KOOL KREATIVE	BUSINESS CARD DESIGNS	525.80
EFT45768	01/12/2020	KOTT GUNNING LAWYERS	LEGAL ADVICE & AGREEMENT FINALISATION	8,689.12
EFT45769	01/12/2020	LABOURFORCE IMPEX PERSONNEL P/L	LABOUR HIRE	5,918.09
EFT45770	01/12/2020	LANDFILL GAS & POWER PTY LTD	ELECTRICITY CHARGES	24,365.33
EFT45771	01/12/2020	MAIL PLUS PERTH	MAIL EXPENSES	369.60
EFT45772	01/12/2020	MAJOR SECURITY SERVICES PTY LTD	SECURITY MONITORING	2,992.88
EFT45773	01/12/2020	MARKET CREATIONS PTY LTD	IT CONSULTING	1,900.80
EFT45774	01/12/2020	MCINTOSH & SON	PLANT REPAIR	3,169.32
EFT45775	01/12/2020	MELVILLE VOLKSWAGEN - IDOM MELVILLE PTY LTD T/A	VEHICLE PURCHASE	43,473.45
EFT45776	01/12/2020	MERIT LINING SYSTEMS PTY LTD	REPAIR LINER FOR LEACHATE POND	3,080.00
EFT45777	01/12/2020	MIDDLE SWAN HANDYMAN SERVICE	VERTICAL BLINDS	418.00
EFT45778	01/12/2020	MIDLAND CEMENT MATERIALS	CONCRETE RAKES - GRINDER	99.00
EFT45779	01/12/2020	MS GROUNDWATER MANAGEMENT	STAGE 2 CLASS IV LINDER INTEGRITY & GROUNDWATER MONITORING COSTS - RED HILL	22,715.00
EFT45780	01/12/2020	MUNDARING CRANE TRUCK HIRE	PLANT TRANSPORTATION COST	198.00
EFT45781	01/12/2020	NEVERFAIL SPRINGWATER	BOTTLED WATER	429.00
EFT45782	01/12/2020	NGIS (AUSTRALIA) PTY LTD	STAFF TRAINING	3,060.75
EFT45783	01/12/2020	ONSITE RENTALS PTY LTD	EQUIPMENT RENTAL	433.52
EFT45784	01/12/2020	PAYG PAYMENTS	PAYG TAXATION PAYMENT	107,615.00
EFT45785	01/12/2020	PERTH BIN HIRE	SKIP BIN HIRE	15,279.00
EFT45786	01/12/2020	PERTH SCIENTIFIC	CALIBRATION SOLUTIONS	119.90
EFT45787	01/12/2020	PIRTEK MALAGA - JH FLUID TRANSFER SOLUTIONS T/AS	HYDRAULIC HOSE REPAIRS	288.75
EFT45788	01/12/2020	PIRTEK MIDLAND (M & B HYDRAULICS PTY LTD)	HYDRAULIC HOSE SUPPLIES & REPAIRS	1,964.11
EFT45789	01/12/2020	PR POWER PTY LTD	WHEEL WASH STRUCTURE ANNUAL MAINTENANCE	15,012.98
EFT45790	01/12/2020	PRESTIGE ALARMS	SECURITY EQUIPMENT MAINTENANCE AT RED HILL	973.50
EFT45791	01/12/2020	PROJECT MANAGEMENT VISION PTY LTD	CANCELLED EFT	825.00
EFT45792	01/12/2020	PRUDENTIAL INVESTMENT SERVICES CORP P/L	INVESTMENT ADVISORY SERVICES	1,994.93
EFT45793	01/12/2020	QUALITY PRESS - ALBA HOLDING PTY LTD T/A	BOOKLET PRINTING COSTS	764.50
EFT45794	01/12/2020	RELOCATIONS WA PTY LTD - SP & PG BLACKWELL FAMILY TRUST T/AS	RELOCATION OF OFFICE FURNITURE	220.00
EFT45795	01/12/2020	RSEA - ONE STOP SAFETY SHOP	HARDWARE SUPPLIES	575.00
EFT45796	01/12/2020	RUDD INDUSTRIAL AND FARM SUPPLIES	HARDWARE SUPPLIES	383.39
EFT45797	01/12/2020	SAFETY SIGNS SERVICE - BRADY AUSTRALIA PTY LTD T/AS	SIGNAGE	94.60
EFT45798	01/12/2020	SETON AUSTRALIA - BRADY AUSTRALIA PTY LTD T/AS	PLANT PARTS & SIGNAGE	1,380.79



Eastern Metropolitan Regional Council
CEO's DELEGATED PAYMENTS LIST
FOR THE MONTHS OF NOVEMBER & DECEMBER 2020 & JANUARY 2021

Cheque / EFT No	Date	Payee		Amount
EFT45799	01/12/2020	SIGN SUPERMARKET	SIGNAGE REMOVALS	3,315.00
EFT45800	01/12/2020	SOFT LANDING - GREAT LAKES COMMUNITY RESOURCES	COLLECTION & DISPOSAL OF MATTRESSES AT HAZELMERE	51,397.50
EFT45801	01/12/2020	INCORPORATED T/A SONIC HEALTHPLUS PTY LTD	PRE-EMPLOYMENT MEDICAL	1,325.50
EFT45802	01/12/2020	ST JOHN AMBULANCE ASSOCIATION	STAFF TRAINING	160.00
EFT45803	01/12/2020	STANTONS INTERNATIONAL	PROBITY SERVICES - RRF TENDER	202.40
EFT45804	01/12/2020	SWAN FIRE SERVICES	SERVICE MAINTENANCE - FIRE PROTECTION SYSTEM AT C&I	173.80
EFT45805	01/12/2020	TABLET PC PTY LTD ATF MIT INVESTMENTS TRUST	STAFF TRAINING	5,500.00
EFT45806	01/12/2020	TALIS CONSULTANTS	WASTE MANAGEMENT CONSULTING FEE - VARIOUS PROJECTS AT RED HILL & HAZELMERE	15,801.50
EFT45807	01/12/2020	TENDERLINK	ADVERTISING COSTS - TENDER	369.60
EFT45808	01/12/2020	TERRESTRIAL ECOSYSTEMS	PEST CONTROL	990.00
EFT45809	01/12/2020	THE CROMMELINS AUSTRALIA	PLANT PARTS	142.38
EFT45810	01/12/2020	THE WATERSHED	HARDWARE SUPPLIES	790.00
EFT45811	01/12/2020	TIM DAVIES LANDSCAPING PTY LTD (TDL)	GARDEN MAINTENANCE ASCOT PLACE	1,553.99
EFT45812	01/12/2020	TJ DEPIAZZI & SONS	PRODUCT TRANSPORTATION COSTS	5,103.45
EFT45813	01/12/2020	TOTAL TOOLS MIDLAND	HARDWARE SUPPLIES	378.88
EFT45814	01/12/2020	TOTALLY WORKWEAR MIDLAND	PROTECTIVE CLOTHING	5,132.14
EFT45815	01/12/2020	TUDOR HOUSE (WA) PTY LTD	RELOCATING FLAG POLES	581.00
EFT45816	01/12/2020	TUNA BLUE PTY LTD	ERCMP PROJECT REVIEW ENGAGEMENT	7,315.00
EFT45817	01/12/2020	TUTT BRYANT EQUIPMENT (BT EQUIPMENT PTY LTD)	PLANT SERVICE, REPAIR & MAINTENANCE	4,729.35
EFT45818	01/12/2020	TYREPOWER MUNDARING	PUNCTURE REPAIR	140.00
EFT45819	01/12/2020	VOLICH WASTE CONTRACTORS PTY LTD	BULK BIN HIRE	44.00
EFT45820	01/12/2020	WATERLOGIC AUSTRALIA PTY LTD	EQUIPMENT RENTAL	547.03
EFT45821	01/12/2020	WEST FORCE PLUMBING AND GAS	PLUMBING REPAIR AT RED HILL WEIGHBRIDGE OFFICE	231.00
EFT45822	01/12/2020	WEST TIP WASTE CONTROL	PRODUCT TRANSPORTING COSTS	2,271.50
EFT45823	01/12/2020	WESTERN AUSTRALIAN LOCAL GOVERNMENT ASSOCIATION	STAFF TRAINING	1,559.20
EFT45824	01/12/2020	(WALGA) WESTERN TREE RECYCLERS	PLANT HIRE	3,415.50
EFT45825	01/12/2020	WESTRAC EQUIPMENT PTY LTD	PLANT SERVICE AGREEMENT & PLANT PARTS & REPAIRS	10,305.62
EFT45826	01/12/2020	WINC AUSTRALIA PTY LTD	STATIONERY & CONSUMABLES	2,642.12
EFT45827	01/12/2020	WORK CLOBBER	PROTECTIVE CLOTHING	1,172.70
EFT45828	01/12/2020	WORLDWIDE PRINTING SOLUTIONS CANNINGTON	PRINTING COSTS - FOGO	202.00
EFT45829	01/12/2020	WREN OIL	WASTE OIL REMOVAL	880.00
EFT45830	01/12/2020	WURTH AUSTRALIA PTY LTD	PLANT PARTS	379.10
EFT45831	01/12/2020	YEOMAN PTY LTD ATF THE RJ ROHLACH FAMILY TRUST	CONSULTING FEES - FOGO PLANT	2,431.00
EFT45832	01/12/2020	ZERO2HERO INC	WORKSHOP PREPARATION COST - YOUTH WORKSHOP	210.00
EFT45833	04/12/2020	AMALGAM RECRUITMENT	LABOUR HIRE	1,518.18
EFT45834	04/12/2020	AUSCO MODULAR PTY LTD	PLANT HIRE SERVICE	49.50
EFT45835	04/12/2020	CIVIL AUTO ELECTRICS PTY LTD	PLANT & VEHICLE MAINTENANCE	585.20
EFT45836	04/12/2020	DRAKE AUSTRALIA PTY LTD	LABOUR HIRE	3,599.38
EFT45837	04/12/2020	IAN JOHNSON	COUNCILLORS - TRAVEL CLAIMS	53.66
EFT45838	04/12/2020	LUCID CONSULTING ENGINEERS (WA) PTY LTD	CONSULTING FEE - BUILDING BENCHMARKING	13,200.00
EFT45839	04/12/2020	MILLS RECRUITMENT - MILLS CORPORATION PTY LTD T/AS	LABOUR HIRE	26,148.36
EFT45840	04/12/2020	NEVILLE REFRIGERATION & AIRCONDITIONING	DEGASSING OF FRIDGES & AIRCONDITIONERS - BAYWASTE	2,519.00
EFT45841	04/12/2020	PROJECT MANAGEMENT VISION - AYURVEDA AWARENESS	CONSULTING FEE - WWiE	825.00
EFT45842	04/12/2020	CENTRE PTY LTD T/AS SPARTEL PTY LTD	DESIGN & SUPPLY 3 MAFS OF FOGO WASTE	385,000.00
EFT45843	04/12/2020	SYNERGY	ELECTRICITY CHARGES - HAZELMERE	115.57

Eastern Metropolitan Regional Council
CEO's DELEGATED PAYMENTS LIST
FOR THE MONTHS OF NOVEMBER & DECEMBER 2020 & JANUARY 2021

Cheque / EFT No	Date	Payee	Amount
EFT45844	04/12/2020	TELSTRA CORPORATION LTD	TELEPHONE CHARGES 371.86
EFT45845	04/12/2020	YOGA BY LAUREN CATALANO	STAFF HEALTH PROMOTION 360.00
EFT45846	08/12/2020	ADECCO AUSTRALIA PTY LTD	LABOUR HIRE 1,938.34
EFT45847	08/12/2020	CAVERSHAM HOUSE	VENUE HIRE & CATERING COST - STAFF FUCNTION 120.50
EFT45848	08/12/2020	DFP RECRUITMENT SERVICES P/L	LABOUR HIRE 1,681.19
EFT45849	08/12/2020	INDUSTRIAL RECRUITMENT PARTNERS	LABOUR HIRE 5,774.73
EFT45850	08/12/2020	MINTERELLISON	LEGAL ADVICE 6,493.30
EFT45851	08/12/2020	QMW (WA) PTY LTD	HYDRAULIC CYLINDERS 4,427.50
EFT45852	08/12/2020	TRILLION TREES	PURCHASE OF SEEDLINGS 3,540.73
EFT45853	11/12/2020	ACTION BLAST PTY LTD T/A ACTION MINING SERVICES	PLANT REPAIR 429.54
EFT45854	11/12/2020	ADECCO AUSTRALIA PTY LTD	LABOUR HIRE 1,938.34
EFT45855	11/12/2020	AMALGAM RECRUITMENT	LABOUR HIRE 1,543.67
EFT45856	11/12/2020	CIVIL AUTO ELECTRICS PTY LTD	PLANT REPAIR & MAINTENANCE 530.75
EFT45857	11/12/2020	DELLA'S ELECTRICAL SERVICES PTY LTD	BORE AUTOMATION ELECTRIC CONNECTION 2,759.26
EFT45858	11/12/2020	HITACHI CONSTRUCTION MACHINERY (AUSTRALIA) PTY LTD	PLANT SERVICE & MAINTENANCE 1,242.08
EFT45859	11/12/2020	KASA NAKHONTHAT	STAFF REIMBURSEMENT 720.00
EFT45860	11/12/2020	KLB SYSTEMS	COMPUTER HARDWARE PURCHASES 10,703.00
EFT45861	11/12/2020	KOOL KREATIVE	2020 E-CHRISTMAS CARD 363.00
EFT45862	11/12/2020	MY LE TRUONG	STAFF REIMBURSEMENT 720.00
EFT45863	11/12/2020	REFRESH WATERS PTY LTD	BOTTLED WATER 88.50
EFT45864	11/12/2020	ROBERT TAYLOR	STAFF REIMBURSEMENT 499.00
EFT45865	11/12/2020	TELSTRA CORPORATION LTD	TELEPHONE CHARGES 501.98
EFT45866	11/12/2020	WELD EAST FABRICATORS	EQUIPMENT PURCHASES 2,622.72
EFT45867	15/12/2020	CHILD SUPPORT	EMPLOYEE DEDUCTION 352.70
EFT45868	15/12/2020	DFP RECRUITMENT SERVICES P/L	LABOUR HIRE 1,215.32
EFT45869	15/12/2020	INDUSTRIAL RECRUITMENT PARTNERS	LABOUR HIRE 6,064.30
EFT45870	15/12/2020	K2 AUDIOVISUAL PTY LTD	EQUIPMENT PURCHASES 6,011.50
EFT45871	15/12/2020	MOTORCHARGE PTY LTD	FLEET FUEL PURCHASES 2,961.06
EFT45872	15/12/2020	PAYG PAYMENTS	PAYG TAXATION PAYMENT 85,177.00
EFT45873	15/12/2020	TELSTRA CORPORATION LTD	TELEPHONE CHARGES 240.49
EFT45874	15/12/2020	HAYS SPECIALIST RECRUITMENT	WWIE PAYMENT RE EMRC / ANERGY AGREEMENT 49,278.14
EFT45875	15/12/2020	OLDFIELDS SCAFFOLDING - ADELAIDE SCAFFOLD SOLUTIONS PTY LTD	WWIE PAYMENT RE EMRC / ANERGY AGREEMENT 3,145.19
EFT45876	15/12/2020	UNITED EQUIPMENT PTY LTD	WWIE PAYMENT RE EMRC / ANERGY AGREEMENT 12,601.49
EFT45877	18/12/2020	ADECCO AUSTRALIA PTY LTD	LABOUR HIRE 1,964.55
EFT45878	18/12/2020	AMALGAM RECRUITMENT	LABOUR HIRE 1,543.67
EFT45879	18/12/2020	AUSTRALIAN COMMUNICATIONS & MEDIA AUTHORITY ACMA	ANNUAL LICENCE RENEWAL 674.00
EFT45880	18/12/2020	BP AUSTRALIA PTY LTD	FUEL PURCHASES 47,723.69
EFT45881	18/12/2020	BP AUSTRALIA PTY LTD	OIL PURCHASES 4,729.19
EFT45882	18/12/2020	CAVERSHAM HOUSE	VENUE HIRE - STAFF FUCNTION 1,000.00
EFT45883	18/12/2020	CITY OF BAYSWATER	DIVIDEND DISTRIBUTION 361.80
EFT45884	18/12/2020	DEPUTY COMMISSIONER OF TAXATION	GST PAYMENT 212,017.00
EFT45885	18/12/2020	SAFETYCARE AUSTRALIA PTY LTD (SAFETYHUB)	ANNUAL SUBSCRIPTION 1,045.00
EFT45886	18/12/2020	SYNERGY	ELECTRICITY CHARGES - HAZELMERE 1,052.06
EFT45887	18/12/2020	WEST TIP WASTE CONTROL	PRODUCT TRANSPORTING COSTS 357.50
EFT45888	18/12/2020	WOMEN OVER WASTE - FRANCESCA JONES AND ANNE PETTIT	EARTH CARERS VOLUNTEER PROGRAM - PRESENTATION FEE 400.00

Eastern Metropolitan Regional Council
CEO's DELEGATED PAYMENTS LIST
FOR THE MONTHS OF NOVEMBER & DECEMBER 2020 & JANUARY 2021

Cheque / EFT No	Date	Payee		Amount
EFT45889	23/12/2020	AALAN LINE MARKING SERVICES	LINEMARKING - RED HILL SITE	8,019.00
EFT45890	23/12/2020	ABORIGINAL LANDCARE (NGALA-BOODJA)	WEED MANAGEMENT	1,186.63
EFT45891	23/12/2020	ACCENT RUBBER STAMPS & TROPHIES	STATIONERY	88.50
EFT45892	23/12/2020	ACCESS INDUSTRIAL TYRES PTY LTD	TYRE REPLACEMENTS & REPAIR	13,392.50
EFT45893	23/12/2020	ACCESS SERVICE AUSTRALIA PTY LTD	PLANT SERVICES	449.33
EFT45894	23/12/2020	ADECCO AUSTRALIA PTY LTD	LABOUR HIRE	1,938.34
EFT45895	23/12/2020	ADT SECURITY	SECURITY MONITORING	59.10
EFT45896	23/12/2020	ADVANCED NATIONAL SERVICES PTY LTD	CLEANING SERVICES & CONSUMABLES - ASCOT PLACE	2,836.75
EFT45897	23/12/2020	AIR FILTER DRY CLEAN SYSTEMS WA	CLEAN & SERVICES FILTERS	1,835.54
EFT45898	23/12/2020	ALLIGHTSYKES PTY LTD	SIX MONTHLY SERVICE - BACKUP GENERATOR AT ASCOT PLACE	447.45
EFT45899	23/12/2020	ALLPEST - ROL-WA PTY LTD T/AS	PEST CONTROL	132.00
EFT45900	23/12/2020	AMALGAM RECRUITMENT	LABOUR HIRE	3,046.72
EFT45901	23/12/2020	ANALYTICAL REFERENCE LABORATORY (ARL)	SAMPLE TESTING - PFAS, RED HILL WATER MONITORING, DUST & WOODCHIPS	18,129.10
EFT45902	23/12/2020	AUSCO MODULAR PTY LTD	PLANT HIRE - HAZELMERE	2,544.77
EFT45903	23/12/2020	AUST-WEIGH	ANNUAL WEIGHBRIDGE SERVICE & CALIBRATIONS - BAYWASTE	2,200.00
EFT45904	23/12/2020	AUSTRALIA POST - ASCOT PLACE	POSTAL CHARGES	217.39
EFT45905	23/12/2020	AUTOSWEEP WA (LAMBERT FAMILY TRUST)	SITE SWEEPING - HAZELMERE	3,676.20
EFT45906	23/12/2020	BADER LUBRICATION	PLANT MAINTENANCE - GRINDER	891.00
EFT45907	23/12/2020	BARFIELD EARTHMOVING (JAYCOURT NOMINEES P/L)	PLANT & EQUIPMENT HIRE	9,302.16
EFT45908	23/12/2020	BEDROCK MINE MAINTENANCE SERVICES PTY LTD	PLANT MAINTENANCE	10,549.90
EFT45909	23/12/2020	BELMONT - REDCLIFFE NEWSROUND	NEWSPAPERS	116.64
EFT45910	23/12/2020	BIG BUBBLE RETAIL	CLEANING SOLUTION	67.96
EFT45911	23/12/2020	BIOGAS SYSTEMS AUSTRALIA PTY LTD	PARTS FOR LEACHATE DRAINAGE SYSTEMS & BORES	2,867.04
EFT45912	23/12/2020	BLACKWOODS ATKINS	PROTECTIVE CLOTHING	248.25
EFT45913	23/12/2020	BMT COMMERCIAL AUSTRALIA PTY LTD (PREVIOUSLY KNOWN AS BMT WBM PTY LTD)	CONSULTING FEE - FLOOD RISK STUDY	7,274.30
EFT45914	23/12/2020	BOBCAT ATTACH	PLANT MAINTENANCE	2,664.20
EFT45915	23/12/2020	BOW STEEL PTY LTD	INSTALL DUST BLANKET - GRINDER	10,197.00
EFT45916	23/12/2020	BRIGHTMARK GROUP PTY LTD	CLEANING SERVICES & CONSUMABLES	5,012.99
EFT45917	23/12/2020	BRING COURIERS	COURIER SERVICE	429.18
EFT45918	23/12/2020	BUDGET ELECTRICS	BUILDING REPAIRS & MAINTENANCE - ASCOT PLACE	208.45
EFT45919	23/12/2020	BUNNINGS GROUP LTD	HARDWARE SUPPLIES	498.60
EFT45920	23/12/2020	BURSON AUTOMOTIVE PTY LTD	PLANT PARTS	444.02
EFT45921	23/12/2020	BURSWOOD TROPHIES	PARKING SIGNS	511.50
EFT45922	23/12/2020	CAPITAL TRANSPORT SERVICES (WA) PTY LTD	COURIER SERVICE	317.39
EFT45923	23/12/2020	CAVALIER PORTABLES & PARK HOMES	PLANT & EQUIPMENT HIRE - WW1E	1,429.99
EFT45924	23/12/2020	CHEMCENTRE	WOOD FINES SAMPLE MONITORING	402.62
EFT45925	23/12/2020	CJD EQUIPMENT PTY LTD	PLANT MAINTENANCE, PARTS & SERVICE	17,134.55
EFT45926	23/12/2020	COMPU-STOR	IT BACKUP DATA SERVICES	890.34
EFT45927	23/12/2020	CPR ELECTRICAL SERVICES	INVESTIGATE ELECTRICAL FAULT - GRINDER	319.00
EFT45928	23/12/2020	CSE CROSSCOM PTY LTD	TWO-WAY RADIO PURCHASES	824.34
EFT45929	23/12/2020	DFP RECRUITMENT SERVICES P/L	LABOUR HIRE	7,199.46
EFT45930	23/12/2020	DIVERSECO PTY LTD	RETENTION FUND PAYMENT - HAZELMERE WEIGHBRIDGE UPGRADE	22,385.11
EFT45931	23/12/2020	DRAKE AUSTRALIA PTY LTD	LABOUR HIRE	12,757.71
EFT45932	23/12/2020	ECO ENVIRONMENTAL (BENFOSTER PTY LTD)	PUMP REPAIR	143.00
EFT45933	23/12/2020	EFFICIENT REFRIGERATION & ENERGY SAVINGS PTY LTD	AIRCONDITIONING MAINTENANCE & REPAIR & REPLACEMENT AT RED HILL	3,261.16

Eastern Metropolitan Regional Council
CEO's DELEGATED PAYMENTS LIST
FOR THE MONTHS OF NOVEMBER & DECEMBER 2020 & JANUARY 2021

Cheque / EFT No	Date	Payee		Amount
EFT45934	23/12/2020	ELAN ENERGY MATRIX	TYRE DISPOSAL COSTS AT RED HILL & MATHIESON ROAD	1,137.18
EFT45935	23/12/2020	ENVIRONMENTAL & AIR QUALITY CONSULTING PTY LTD	CONSULTING FEE - FOGO ODOUR MANAGEMENT	7,557.00
EFT45936	23/12/2020	ENVIRONMENTAL INDUSTRIES PTY LTD	REHABILITATE CLASS III & IV CELLS & GARDENING AT HAZELMERE SITE	8,384.75
EFT45937	23/12/2020	EVERSAFE FIRE PROTECTION	FIRE FIGHTING EQUIPMENT SIX MONTHLY INSPECTION & SERVICE	2,957.46
EFT45938	23/12/2020	FILTERS PLUS	PLANT FILTERS	843.16
EFT45939	23/12/2020	FRESH VENTURE GROUP PTY LTD T/AS FRUIT AT WORK	STAFF AMENITIES	1,246.00
EFT45940	23/12/2020	FUELFIX PTY LTD	EQUIPMENT HIRE	730.72
EFT45941	23/12/2020	FUJI XEROX AUSTRALIA PTY LTD	PHOTOCOPIER MAINTENANCE & SUPPLIES	781.85
EFT45942	23/12/2020	GHD	CONSULTING FEES - FOGO & STRATEGIC REVIEW	103,972.02
EFT45943	23/12/2020	GLOBAL SYNTHETICS PTY LTD	CELL LININGS FOR RED HILL	50,772.02
EFT45944	23/12/2020	GREENS ELECTRICAL SERVICE	PUMP REPAIR	253.00
EFT45945	23/12/2020	GUARDIAN REMOVALS	FURNITURE RELOCATION	214.50
EFT45946	23/12/2020	HARVEY NORMAN MIDLAND - RD SUPA PTY LTD T/AS HARVEY NORMAN AV/IT SUPERSTORE MIDLAND	PRINTER CONSUMABLES	767.70
EFT45947	23/12/2020	HEATLEY SALES PTY LTD	PROTECTIVE EQUIPMENT	498.19
EFT45948	23/12/2020	HITACHI CONSTRUCTION MACHINERY (AUSTRALIA) PTY LTD	PLANT SERVICE & MAINTENANCE	1,061.18
EFT45949	23/12/2020	ILLION AUSTRALIA PTY LTD (DUN & BRADSTREET)	ONLINE CREDIT REFERENCE CHECKS	59.40
EFT45950	23/12/2020	INDUSTRIAL FOUNDATION FOR ACCIDENT PREVENTION (IFAP)	STAFF TRAINING	55.00
EFT45951	23/12/2020	INDUSTRIAL RECRUITMENT PARTNERS	LABOUR HIRE	9,726.76
EFT45952	23/12/2020	INFORMATION PROFICIENCY & SIGMA DATA SOLUTIONS - PROFICIENCY GROUP P/L T/AS	ANNUAL MAINTENANCE FEE TOP UP	2,200.00
EFT45953	23/12/2020	INSTANT WEIGHT PTY LTD T/A INSTANT WEIGHING	CALIBRATION ON SCALE	577.50
EFT45954	23/12/2020	JBS&G AUSTRALIA P/L T/A STRATEGEN JBS&G	CONSULTING FEE - WWtE	8,800.00
EFT45955	23/12/2020	JCB CONSTRUCTION EQUIPMENT AUSTRALIA (CFC HOLDINGS- CEA; JCB CEA; DYNAPAC CEA)	PLANT SERVICE	451.07
EFT45956	23/12/2020	JOHN HUGHES (ROHANNA PTY LTD)	VEHICLE SERVICE	570.00
EFT45957	23/12/2020	KEE HIRE PTY LTD	PLANT HIRE	4,323.00
EFT45958	23/12/2020	KLB SYSTEMS	COMPUTER HARDWARE PURCHASES	4,290.00
EFT45959	23/12/2020	KOMATSU FORKLIFT AUSTRALIA PTY LTD	PLANT SERVICE & MAINTENANCE	1,533.54
EFT45960	23/12/2020	KOOL KREATIVE	BUSINESS CARD DESIGNS	176.00
EFT45961	23/12/2020	KOTT GUNNING LAWYERS	LEGAL ADVICE & CONTRACT FINALISATION	11,586.17
EFT45962	23/12/2020	LABOURFORCE IMPEX PERSONNEL P/L	LABOUR HIRE	19,002.46
EFT45963	23/12/2020	LANDGATE	ANNUAL SUBSCRIPTION	2,647.80
EFT45964	23/12/2020	LIFTRITE HIRE & SALES	PLANT PARTS	271.48
EFT45965	23/12/2020	LUCID CONSULTING ENGINEERS (WA) PTY LTD	CONSULTING FEE - BUILDING BENCHMARKING	12,636.80
EFT45966	23/12/2020	MACRI PARTNERS	AUDIT FEE - GRANT ACQUITTAL	660.00
EFT45967	23/12/2020	MAIL PLUS PERTH	MAIL EXPENSES	369.60
EFT45968	23/12/2020	MAJOR MOTORS PTY LTD	PLANT PARTS & REPAIR	6,057.46
EFT45969	23/12/2020	MAJOR SECURITY SERVICES PTY LTD	SECURITY MONITORING	2,355.94
EFT45970	23/12/2020	MARKET CREATIONS PTY LTD	IT CONSULTING	5,951.55
EFT45971	23/12/2020	MARKETFORCE	VARIOUS ADVERTISEMENTS & NOTICES	1,900.46
EFT45972	23/12/2020	MCINTOSH & SON	PLANT PARTS	2,379.26
EFT45973	23/12/2020	MCLEODS BARRISTERS & SOLICITORS	AUDIT LETTER REQUEST FEE	154.00
EFT45974	23/12/2020	MICROANALYSIS AUSTRALIA PTY LTD	LABORATORY ANALYSIS - WWtE	4,381.30
EFT45975	23/12/2020	MINTERELLISON	LEGAL ADVICE	1,291.84
EFT45976	23/12/2020	MUNDARING CRANE TRUCK HIRE	PLANT TRANSPORTATION COSTS	643.50
EFT45977	23/12/2020	MY SAFETY SUPPLY (STARWISE INVESTMENTS PTY LTD)	PROTECTIVE CLOTHING	300.08
EFT45978	23/12/2020	NAPA (FORMERLY KNOWN AS COVS)	CANCELLED EFT	194.13



Eastern Metropolitan Regional Council
CEO's DELEGATED PAYMENTS LIST
FOR THE MONTHS OF NOVEMBER & DECEMBER 2020 & JANUARY 2021

Cheque / EFT No	Date	Payee	Amount
EFT45979	23/12/2020	NEVERFAIL SPRINGWATER	804.42
EFT45980	23/12/2020	OFFICE LINE GROUP	457.60
EFT45981	23/12/2020	OFFICE OF THE AUDITOR GENERAL (OAG)	34,100.00
EFT45982	23/12/2020	ONSITE RENTALS PTY LTD	424.67
EFT45983	23/12/2020	PERTH BIN HIRE	11,134.50
EFT45984	23/12/2020	PIRTEK MALAGA - JH FLUID TRANSFER SOLUTIONS T/AS	396.63
EFT45985	23/12/2020	PIRTEK MIDLAND (M & B HYDRAULICS PTY LTD)	2,161.96
EFT45986	23/12/2020	PR POWER PTY LTD	8,577.58
EFT45987	23/12/2020	PRESTIGE ALARMS	954.00
EFT45988	23/12/2020	PROTECTOR FIRE SERVICES	4,873.01
EFT45989	23/12/2020	PRUDENTIAL INVESTMENT SERVICES CORP P/L	1,994.93
EFT45990	23/12/2020	QUALITY PRESS - ALBA HOLDING PTY LTD T/A	764.50
EFT45991	23/12/2020	RAUBEX CONSTRUCTION	509,442.84
EFT45992	23/12/2020	REFRESH WATERS PTY LTD	48.50
EFT45993	23/12/2020	RELATIONSHIPS AUSTRALIA WA INC	165.00
EFT45994	23/12/2020	REMONDIS AUSTRALIA PTY LTD	24.20
EFT45995	23/12/2020	RSEA - ONE STOP SAFETY SHOP	50.95
EFT45996	23/12/2020	RUDD INDUSTRIAL AND FARM SUPPLIES	365.59
EFT45997	23/12/2020	S&L ENGINEERING (WA) PTY LTD	646.14
EFT45998	23/12/2020	SIGN SUPERMARKET	1,180.00
EFT45999	23/12/2020	SITEVISUALS - THE TRUSTEE FOR THE iViz MEDIA UNIT TRUST T/AS	2,202.61
EFT46000	23/12/2020	SNAP BELMONT (BELSNAP PTY LTD)	542.98
EFT46001	23/12/2020	SONIC HEALTHPLUS PTY LTD	1,094.50
EFT46002	23/12/2020	SOURCE MY PARTS	616.00
EFT46003	23/12/2020	SOUTHERN CROSS PROTECTION	352.00
EFT46004	23/12/2020	ST JOHN AMBULANCE ASSOCIATION	258.00
EFT46005	23/12/2020	STANLEE HOSPITALITY SUPPLIES - EAE HOLDINGS PTY LTD T/AS	169.40
EFT46006	23/12/2020	SWAN FIRE SERVICES	998.80
EFT46007	23/12/2020	TALIS CONSULTANTS	3,178.70
EFT46008	23/12/2020	TANGIBILITY PTY LTD	4,570.50
EFT46009	23/12/2020	TELSTRA CORPORATION LTD	17.81
EFT46010	23/12/2020	THE WATERSHED	14,314.33
EFT46011	23/12/2020	TIM DAVIES LANDSCAPING PTY LTD (TDL)	1,014.99
EFT46012	23/12/2020	TJ DEPIAZZI & SONS	6,804.60
EFT46013	23/12/2020	TOTAL TOOLS MIDLAND	1,780.05
EFT46014	23/12/2020	TOTALLY WORKWEAR MIDLAND	2,948.36
EFT46015	23/12/2020	TRIBOTECH PTY LTD	3,830.07
EFT46016	23/12/2020	TUTT BRYANT EQUIPMENT (BT EQUIPMENT PTY LTD)	15,176.06
EFT46017	23/12/2020	TYREPOWER MUNDARING	890.00
EFT46018	23/12/2020	UNITED SCANNING SERVICES PTY LTD	1,210.00
EFT46019	23/12/2020	VOLICH WASTE CONTRACTORS PTY LTD	44.00
EFT46020	23/12/2020	WA MACHINERY GLASS	396.00
EFT46021	23/12/2020	WA SAFETY TAPE & MESH - WA AIR SPRINGS (AUST) T/AS	1,975.00
EFT46022	23/12/2020	WASTE MANAGEMENT & RESOURCE RECOVERY ASSOCIATION AUSTRALIA (WMRR)	20.00
EFT46023	23/12/2020	WATERLOGIC AUSTRALIA PTY LTD	547.03



Eastern Metropolitan Regional Council
CEO's DELEGATED PAYMENTS LIST
FOR THE MONTHS OF NOVEMBER & DECEMBER 2020 & JANUARY 2021

Cheque / EFT No	Date	Payee		Amount
EFT46024	23/12/2020	WEST TIP WASTE CONTROL	PRODUCT TRANSPORTING COSTS & SKIP BIN HIRE	2,057.00
EFT46025	23/12/2020	WESTERN TREE RECYCLERS	PLANT HIRE	43,619.84
EFT46026	23/12/2020	WESTRAC EQUIPMENT PTY LTD	PLANT SERVICE AGREEMENT & PLANT PARTS & REPAIRS	8,531.11
EFT46027	23/12/2020	WINC AUSTRALIA PTY LTD	STATIONERY & CONSUMABLES	3,666.98
EFT46028	23/12/2020	WORK CLOBBER	PROTECTIVE CLOTHING	176.40
EFT46029	23/12/2020	WREN OIL	WASTE OIL REMOVAL	2,282.50
EFT46030	23/12/2020	WURTH AUSTRALIA PTY LTD	PLANT PARTS	337.14
EFT46031	23/12/2020	YEOMAN PTY LTD ATF THE RJ ROHRLACH FAMILY TRUST	CONSULTING FEES - FOGO	4,004.00
EFT46032	23/12/2020	ZANNY MEDIA	END OF YEAR VOLUNTEER EVENT	2,600.00
EFT46033	23/12/2020	TELSTRA CORPORATION LTD	TELEPHONE CHARGES	6,025.17
EFT46034	24/12/2020	CHILD SUPPORT	EMPLOYEE DEDUCTION	352.70
EFT46035	24/12/2020	PAYG PAYMENTS	PAYG TAXATION PAYMENT	83,724.00
EFT46036	06/01/2021	ADECCO AUSTRALIA PTY LTD	LABOUR HIRE	3,536.17
EFT46037	06/01/2021	AMALGAM RECRUITMENT	LABOUR HIRE	1,543.67
EFT46038	06/01/2021	AMY COLLINS	COUNCILLORS ATTENDANCE FEE	238.00
EFT46039	06/01/2021	BOC LTD	EQUIPMENT RENTAL	287.23
EFT46040	06/01/2021	CHARLIE ZANNINO	QUARTERLY COUNCILLORS PAYMENT	2,640.00
EFT46041	06/01/2021	CLEANAWAY PTY LTD	BIN HIRE & COLLECTION	226.49
EFT46042	06/01/2021	DFP RECRUITMENT SERVICES P/L	LABOUR HIRE	3,467.52
EFT46043	06/01/2021	DOUG JEANS	QUARTERLY COUNCILLORS PAYMENT	3,893.94
EFT46044	06/01/2021	DYLAN O'CONNOR	QUARTERLY COUNCILLORS PAYMENT	2,640.00
EFT46045	06/01/2021	GIORGIA JOHNSON	QUARTERLY COUNCILLORS PAYMENT	2,640.00
EFT46046	06/01/2021	IAN JOHNSON	COUNCILLORS ATTENDANCE FEE	238.00
EFT46047	06/01/2021	INDUSTRIAL RECRUITMENT PARTNERS	LABOUR HIRE	6,757.63
EFT46048	06/01/2021	JAI WILSON	QUARTERLY COUNCILLORS PAYMENT	8,975.50
EFT46049	06/01/2021	JANET POWELL	QUARTERLY COUNCILLORS PAYMENT	2,640.00
EFT46050	06/01/2021	JOHN DAW	QUARTERLY COUNCILLORS PAYMENT	2,640.00
EFT46051	06/01/2021	KATHRYN HAMILTON	QUARTERLY COUNCILLORS PAYMENT	2,640.00
EFT46052	06/01/2021	KLB SYSTEMS	COMPUTER HARDWARE PURCHASES	429.00
EFT46053	06/01/2021	LESLEY BOYD	QUARTERLY COUNCILLORS PAYMENT	2,640.00
EFT46054	06/01/2021	LORNA CLARKE	QUARTERLY COUNCILLORS PAYMENT	2,640.00
EFT46055	06/01/2021	MEL CONGERTON	QUARTERLY COUNCILLORS PAYMENT	2,640.00
EFT46056	06/01/2021	PERTH ENERGY PTY LTD	GAS SUPPLY - WWiE	150.35
EFT46057	06/01/2021	PHIL MARKS	COUNCILLORS ATTENDANCE FEE	476.00
EFT46058	06/01/2021	PIRTEK MIDLAND (M & B HYDRAULICS PTY LTD)	PLANT PART	260.69
EFT46059	06/01/2021	STEPHEN K WOLFF	QUARTERLY COUNCILLORS PAYMENT	2,640.00
EFT46060	06/01/2021	TELSTRA CORPORATION LTD	TELEPHONE CHARGES	367.15
EFT46061	12/01/2021	BRIGHTMARK GROUP PTY LTD	CLEANING SERVICES & CONSUMABLES	644.19
EFT46062	12/01/2021	CHILD SUPPORT	EMPLOYEE DEDUCTION	352.70
EFT46063	12/01/2021	CITY OF SWAN	COUNCIL RATES - HAZELMERE	32,605.91
EFT46064	12/01/2021	DFP RECRUITMENT SERVICES P/L	LABOUR HIRE	3,768.03
EFT46065	12/01/2021	DRAKE AUSTRALIA PTY LTD	LABOUR HIRE	10,743.61
EFT46066	12/01/2021	INDUSTRIAL RECRUITMENT PARTNERS	LABOUR HIRE	5,069.80
EFT46067	12/01/2021	KLB SYSTEMS	PRINTER CONSUMABLES	71.50
EFT46068	12/01/2021	LANDFILL GAS & POWER PTY LTD	ELECTRICITY CHARGES	32,523.07



Eastern Metropolitan Regional Council
CEO's DELEGATED PAYMENTS LIST
FOR THE MONTHS OF NOVEMBER & DECEMBER 2020 & JANUARY 2021

Cheque / EFT No	Date	Payee		Amount
EFT46069	12/01/2021	MIDDLE SWAN HANDYMAN SERVICE	BUILDING REPAIRS & MAINTENANCE - ASCOT PLACE	440.00
EFT46070	12/01/2021	PAYG PAYMENTS	PAYG TAXATION PAYMENT	82,998.00
EFT46071	12/01/2021	SOFT LANDING - GREAT LAKES COMMUNITY RESOURCES INCORPORATED T/A	COLLECTION & DISPOSAL OF MATTRESSES AT HAZELMERE	51,260.00
EFT46072	12/01/2021	TELSTRA CORPORATION LTD	TELEPHONE CHARGES	511.68
EFT46073	12/01/2021	WA HINO SALES AND SERVICE	PLANT PURCHASE - HOOKLIFT TRUCK FOR HAZELMERE	324,501.15
EFT46074	15/01/2021	ADECCO AUSTRALIA PTY LTD	LABOUR HIRE	1,964.53
EFT46075	15/01/2021	AMALGAM RECRUITMENT	LABOUR HIRE	1,543.67
EFT46076	15/01/2021	AUSTRALIAN LANDFILL OWNERS ASSOCIATION (ALOA)	ANNUAL MEMBERSHIP RENEWAL	2,860.00
EFT46077	15/01/2021	BIG BUBBLE RETAIL	CLEANING SOLUTION	146.63
EFT46078	15/01/2021	CIVIL AUTO ELECTRICS PTY LTD	PLANT REPAIR	462.00
EFT46079	15/01/2021	CJD EQUIPMENT PTY LTD	PLANT MAINTENANCE, PARTS & SERVICE	3,935.66
EFT46080	15/01/2021	DATA 3 PERTH	SOFTWARE LICENCE ANNUAL RENEWAL	4,594.02
EFT46081	15/01/2021	DRAKE AUSTRALIA PTY LTD	LABOUR HIRE	5,989.10
EFT46082	15/01/2021	GROW IT LOCAL PTY LTD	ANNUAL MEMBERSHIP RENEWAL	21,450.00
EFT46083	15/01/2021	LAST CRUMB CAKE CO	CATERING COSTS	280.00
EFT46084	15/01/2021	MOTORCHARGE PTY LTD	FLEET FUEL PURCHASES	2,325.24
EFT46085	15/01/2021	REMONDIS AUSTRALIA PTY LTD	COLLECTION OF PAPER RECYCLABLES	27.50
EFT46086	15/01/2021	RUDD INDUSTRIAL AND FARM SUPPLIES	HARDWARE SUPPLIES	33.18
EFT46087	15/01/2021	SAFETY BARRIERS WA	CONCRETE SAFETY BARRIERS	1,782.00
EFT46088	15/01/2021	SHIRE OF MUNDARING	BOND FOR VENUE HIRE	110.00
EFT46089	15/01/2021	TALIS CONSULTANTS	CONSULTING FEE - CLASS IV PROGRESS REPORT	1,592.25
EFT46090	15/01/2021	TELSTRA CORPORATION LTD	TELEPHONE CHARGES	240.49
EFT46091	15/01/2021	WA BROILER GROWERS ASSOCIATION (INC)	REFUND OF PAYMENT GUARANTEE	8,064.46
EFT46092	19/01/2021	BP AUSTRALIA PTY LTD	FUEL PURCHASES	71,916.69
EFT46093	19/01/2021	BP AUSTRALIA PTY LTD	OIL PURCHASES	2,849.76
EFT46094	19/01/2021	DFP RECRUITMENT SERVICES P/L	LABOUR HIRE	1,851.74
EFT46095	19/01/2021	INDUSTRIAL RECRUITMENT PARTNERS	LABOUR HIRE	5,843.64
EFT46096	19/01/2021	INSTITUTE OF PUBLIC WORKS ENGINEERING AUST T/A IPWEA- WA DIVISION	CORPORATE MEMBERSHIP RENEWAL	990.00
EFT46097	19/01/2021	LABOURFORCE IMPEX PERSONNEL P/L	LABOUR HIRE	13,418.66
EFT46098	19/01/2021	MARKETFORCE	VARIOUS ADVERTISEMENTS & NOTICES	1,052.81
EFT46099	19/01/2021	WESFARMER KLEENHEAT GAS PTY LTD	EQUIPMENT RENTAL	85.80
EFT46100	20/01/2021	DEPUTY COMMISSIONER OF TAXATION	GST PAYMENT	207,906.00
EFT46101	22/01/2021	FRANK HUA HIM KUA	STAFF REIMBURSEMENT	1,072.00
EFT46102	22/01/2021	LABOURFORCE IMPEX PERSONNEL P/L	LABOUR HIRE	5,535.83
EFT46103	22/01/2021	PERTH ENERGY PTY LTD	GAS SUPPLY - WWtE	170.39
EFT46104	22/01/2021	STEPHEN CONWAY	STAFF REIMBURSEMENT	1,677.00
EFT46105	22/01/2021	TALIS CONSULTANTS	CONSULTING FEE - TESTING ON GEONET MATERIAL	814.90
EFT46106	22/01/2021	TELSTRA CORPORATION LTD	TELEPHONE CHARGES	5,953.55
EFT46107	25/01/2021	CHILD SUPPORT	EMPLOYEE DEDUCTION	352.70
EFT46108	25/01/2021	DANAE WARDEN	STAFF REIMBURSEMENT	150.19
EFT46109	25/01/2021	DFP RECRUITMENT SERVICES P/L	LABOUR HIRE	5,323.32
EFT46110	25/01/2021	DRAKE AUSTRALIA PTY LTD	LABOUR HIRE	6,737.70
EFT46111	25/01/2021	LABOURFORCE IMPEX PERSONNEL P/L	LABOUR HIRE	1,623.49
EFT46112	25/01/2021	PAYG PAYMENTS	PAYG TAXATION PAYMENT	84,694.00
EFT46113	25/01/2021	SYNERGY	ELECTRICITY CHARGES - HAZELMERE	2,632.69



Eastern Metropolitan Regional Council
CEO's DELEGATED PAYMENTS LIST
FOR THE MONTHS OF NOVEMBER & DECEMBER 2020 & JANUARY 2021

Cheque / EFT No	Date	Payee		Amount
EFT46114	25/01/2021	YOGA BY LAUREN CATALANO	STAFF HEALTH PROMOTION	450.00
EFT46115	27/01/2021	DEPARTMENT OF WATER AND ENVIRONMENTAL REGULATION (DWER)	QUARTERLY LANDFILL LEVY	3,495,049.18
EFT46116	29/01/2021	AUSCO MODULAR PTY LTD	PLANT HIRE - HAZELMERE	2,544.77
EFT46117	29/01/2021	AUSTRALIA POST - ASCOT PLACE	POSTAL CHARGES	108.72
EFT46118	29/01/2021	B&J CATALANO PTY LTD	CRUSHING OF CAPROCK - LANDFILL CELL CONSTRUCTION (RED HILL LANDFILL FACILITY)	121,264.76
EFT46119	29/01/2021	BIOBAGWORLD AUSTRALIA PTY LTD	PURCHASE OF CADDY LINERS	152,856.00
EFT46120	29/01/2021	CAVALIER PORTABLES & PARK HOMES	PLANT HIRE - WWiE	1,429.99
EFT46121	29/01/2021	DRAKE AUSTRALIA PTY LTD	LABOUR HIRE	5,200.67
EFT46122	29/01/2021	FLICK ANTICIMEX PTY LTD	HYGIENE SERVICES	286.37
EFT46123	29/01/2021	FUJI XEROX AUSTRALIA PTY LTD	PHOTOCOPIER MAINTENANCE & SUPPLIES	979.53
EFT46124	29/01/2021	INDUSTRIAL RECRUITMENT PARTNERS	LABOUR HIRE	5,237.69
EFT46125	29/01/2021	IONATA DIGITAL	WEBSITE HOSTING FEE - HEALTHY WILDLIFE	1,650.00
EFT46126	29/01/2021	LEGALWISE SEMINARS PTY TD	ANNUAL SUBSCRIPTION	960.00
EFT46127	29/01/2021	RAUBEX CONSTRUCTION	PROGRESS CLAIM - DEVELOPMENT OF LOTS 8,9 & 10 AT RED HILL & STAGE 16	565,353.77
EFT46128	29/01/2021	SITEVISUALS - THE TRUSTEE FOR THE iViz MEDIA UNIT TRUST T/AS	INSTALL CAMERA - STAGE 16	1,282.40
EFT46129	29/01/2021	SOUTHERN CROSS PROTECTION	COURIER SERVICE	324.50
EFT46130	29/01/2021	SYNERGY	ELECTRICITY CHARGES - HAZELMERE	1,228.39
EFT46131	29/01/2021	WELD EAST FABRICATORS	TOOL EQUIPMENT	1,299.58
EFT46132	29/01/2021	WORK CLOBBER	PROTECTIVE CLOTHING	231.00
220549	04/11/2020	EMRC PETTY CASH - BAYWASTE	PETTY CASH RECOUP	48.60
220550	04/11/2020	EMRC PETTY CASH - BELMONT	PETTY CASH RECOUP	988.30
220551	04/11/2020	EMRC PETTY CASH - COPPIN ROAD	PETTY CASH RECOUP	105.75
220552	04/11/2020	EMRC PETTY CASH - HAZELMERE	PETTY CASH RECOUP	61.70
220553	04/11/2020	EMRC PETTY CASH - MATHIESON ROAD	PETTY CASH RECOUP	25.85
220554	04/11/2020	EMRC PETTY CASH - RED HILL	PETTY CASH RECOUP	133.45
220555	08/12/2020	EMRC PETTY CASH - BELMONT	PETTY CASH RECOUP	605.10
220556	08/12/2020	EMRC PETTY CASH - HAZELMERE	PETTY CASH RECOUP	173.85
220557	08/12/2020	EMRC PETTY CASH - MATHIESON ROAD	PETTY CASH RECOUP	16.65
220558	08/12/2020	EMRC PETTY CASH - RED HILL	PETTY CASH RECOUP	56.15
220559	09/12/2020	WATER CORPORATION	WATER RATES & USAGE - ASCOT PLACE & HAZELMERE	2,750.10
220560	11/12/2020	DEPARTMENT OF TRANSPORT - BULK BILLING	VEHICLE REGISTRATION	406.10
220561	16/12/2020	EMRC PETTY CASH - BELMONT	PETTY CASH RECOUP	100.00
220562	16/12/2020	EMRC PETTY CASH - COPPIN ROAD	PETTY CASH RECOUP	82.05
220563	12/01/2021	EMRC PETTY CASH - BAYWASTE	PETTY CASH RECOUP	67.20
220564	12/01/2021	EMRC PETTY CASH - BELMONT	PETTY CASH RECOUP	871.05
220565	12/01/2021	EMRC PETTY CASH - COPPIN ROAD	PETTY CASH RECOUP	67.40
220566	12/01/2021	EMRC PETTY CASH - HAZELMERE	PETTY CASH RECOUP	162.50
220567	12/01/2021	EMRC PETTY CASH - MATHIESON ROAD	PETTY CASH RECOUP	28.65
PAY 2021 - 10	10/11/2020	PAYROLL 10/11/2020	PAYROLL	256,533.38
PAY 2021 - 11	24/11/2020	PAYROLL FE 24/11/2020	PAYROLL	275,052.38
PAY 2021 - 12	8/12/2020	PAYROLL FE 8/12/2020	PAYROLL	242,033.08
PAY 2021 - 13	22/12/2020	PAYROLL FE 22/12/2020	PAYROLL	250,919.21
PAY 2021 - 14	5/01/2021	PAYROLL FE 5/1/2021	PAYROLL	242,231.83
PAY 2021 - 15	19/01/2021	PAYROLL FE 19/1/2021	PAYROLL	246,468.65
1*NOV20	02/11/2020	BANK CHARGES 1902 - 1907	BANK FEES & CHARGES	1,885.34



Eastern Metropolitan Regional Council
CEO's DELEGATED PAYMENTS LIST
FOR THE MONTHS OF NOVEMBER & DECEMBER 2020 & JANUARY 2021

Cheque / EFT No	Date	Payee		Amount
1*DEC20	01/12/2020	BANK CHARGES 1907 - 1911	BANK FEES & CHARGES	2,029.19
1*JAN21	04/01/2021	BANK CHARGES 1912 - 1915	BANK FEES & CHARGES	2,009.06
DD21068.1	10/11/2020	WALGS PLAN	SUPERANNUATION	26,847.47
DD21068.2	10/11/2020	AUSTRALIAN ETHICAL SUPER	SUPERANNUATION	514.98
DD21068.3	10/11/2020	PLUM SUPERANNUATION FUND (MLC)	SUPERANNUATION	1,229.82
DD21068.4	10/11/2020	MARANI SUPER FUND	SUPERANNUATION	1,001.05
DD21068.5	10/11/2020	AMP - SIGNATURESUPER	SUPERANNUATION	274.26
DD21068.6	10/11/2020	UNISUPER	SUPERANNUATION	87.50
DD21068.7	10/11/2020	HUB24 SUPER FUND	SUPERANNUATION	215.03
DD21068.8	10/11/2020	NORTH PERSONAL SUPERANNUATION	SUPERANNUATION	541.50
DD21068.9	10/11/2020	MERCER SMART SUPER PLAN	SUPERANNUATION	682.96
DD21068.10	10/11/2020	CBUS INDUSTRY SUPER	SUPERANNUATION	1,385.41
DD21068.11	10/11/2020	BT LIFETIME SUPER - EMPLOYER PLAN	SUPERANNUATION	298.91
DD21068.12	10/11/2020	AMP FLEXIBLE LIFETIME SUPER	SUPERANNUATION	1,151.12
DD21068.13	10/11/2020	TELSTRA SUPERANNUATION SCHEME	SUPERANNUATION	233.99
DD21068.14	10/11/2020	COMMONWEALTH ESSENTIAL SUPER	SUPERANNUATION	263.57
DD21068.15	10/11/2020	MY NORTH SUPER A/T WEALTH PERSONAL SUPERANNUATION & PENSION FUN	SUPERANNUATION	449.63
DD21068.16	10/11/2020	MTAA SUPERANNUATION FUND	SUPERANNUATION	286.88
DD21068.17	10/11/2020	BT SUPER FOR LIFE	SUPERANNUATION	667.08
DD21068.18	10/11/2020	HESTA	SUPERANNUATION	540.46
DD21068.19	10/11/2020	LEGALSUPER	SUPERANNUATION	401.92
DD21068.20	10/11/2020	HOSTPLUS SUPERANNUATION FUND	SUPERANNUATION	4,057.41
DD21068.21	10/11/2020	AUSTRALIAN SUPER	SUPERANNUATION	2,810.91
DD21068.22	10/11/2020	MLC SUPER FUND	SUPERANNUATION	925.19
DD21068.23	10/11/2020	RETAIL EMPLOYEES SUPERANNUATION TRUST	SUPERANNUATION	1,482.43
DD21068.24	10/11/2020	SUNSUPER	SUPERANNUATION	529.79
DD21068.25	10/11/2020	ZURICH MASTER SUPERANNUATION FUND	SUPERANNUATION	322.47
DD21249.1	24/11/2020	AWARE SUPER PTY LTD (FORMALLY FIRST STATE SUPER)	SUPERANNUATION	42,406.62
DD21249.2	24/11/2020	AUSTRALIAN ETHICAL SUPER	SUPERANNUATION	517.25
DD21249.3	24/11/2020	PLUM SUPERANNUATION FUND (MLC)	SUPERANNUATION	1,229.82
DD21249.4	24/11/2020	MARANI SUPER FUND	SUPERANNUATION	1,001.05
DD21249.5	24/11/2020	AMP - SIGNATURESUPER	SUPERANNUATION	256.57
DD21249.6	24/11/2020	HUB24 SUPER FUND	SUPERANNUATION	209.98
DD21249.7	24/11/2020	NORTH PERSONAL SUPERANNUATION	SUPERANNUATION	541.50
DD21249.8	24/11/2020	MERCER SMART SUPER PLAN	SUPERANNUATION	714.69
DD21249.9	24/11/2020	CBUS INDUSTRY SUPER	SUPERANNUATION	1,354.92
DD21249.10	24/11/2020	BT LIFETIME SUPER - EMPLOYER PLAN	SUPERANNUATION	281.04
DD21249.11	24/11/2020	TELSTRA SUPERANNUATION SCHEME	SUPERANNUATION	233.86
DD21249.12	24/11/2020	AMP FLEXIBLE LIFETIME SUPER	SUPERANNUATION	1,151.12
DD21249.13	24/11/2020	COMMONWEALTH ESSENTIAL SUPER	SUPERANNUATION	263.55
DD21249.14	24/11/2020	MY NORTH SUPER A/T WEALTH PERSONAL SUPERANNUATION & PENSION FUN	SUPERANNUATION	458.14
DD21249.15	24/11/2020	MTAA SUPERANNUATION FUND	SUPERANNUATION	287.72
DD21249.16	24/11/2020	BT SUPER FOR LIFE	SUPERANNUATION	664.53
DD21249.17	24/11/2020	HESTA	SUPERANNUATION	534.61
DD21249.18	24/11/2020	LEGALSUPER	SUPERANNUATION	401.92



Eastern Metropolitan Regional Council

CEO's DELEGATED PAYMENTS LIST
FOR THE MONTHS OF NOVEMBER & DECEMBER 2020 & JANUARY 2021

Cheque / EFT No	Date	Payee	Amount
DD21249.19	24/11/2020	HOSTPLUS SUPERANNUATION FUND	4,226.28
DD21249.20	24/11/2020	AUSTRALIAN SUPER	2,870.76
DD21249.21	24/11/2020	MLC SUPER FUND	923.69
DD21249.22	24/11/2020	RETAIL EMPLOYEES SUPERANNUATION TRUST	1,473.09
DD21249.23	24/11/2020	SUNSUPER	789.26
DD21249.24	24/11/2020	ZURICH MASTER SUPERANNUATION FUND	296.53
DD21250.1	08/12/2020	AWARE SUPER PTY LTD (FORMALLY FIRST STATE SUPER)	28,720.83
DD21250.2	08/12/2020	AUSTRALIAN ETHICAL SUPER	547.11
DD21250.3	08/12/2020	PLUM SUPERANNUATION FUND (MLC)	1,229.82
DD21250.4	08/12/2020	MARANI SUPER FUND	1,001.05
DD21250.5	08/12/2020	AMP - SIGNATURESUPER	256.57
DD21250.6	08/12/2020	HUB24 SUPER FUND	209.02
DD21250.7	08/12/2020	NORTH PERSONAL SUPERANNUATION	541.50
DD21250.8	08/12/2020	MERCER SMART SUPER PLAN	714.69
DD21250.9	08/12/2020	CBUS INDUSTRY SUPER	1,388.08
DD21250.10	08/12/2020	BT LIFETIME SUPER - EMPLOYER PLAN	277.48
DD21250.11	08/12/2020	TELSTRA SUPERANNUATION SCHEME	248.67
DD21250.12	08/12/2020	AMP FLEXIBLE LIFETIME SUPER	1,151.12
DD21250.13	08/12/2020	COMMONWEALTH ESSENTIAL SUPER	262.68
DD21250.14	08/12/2020	MY NORTH SUPER A/T WEALTH PERSONAL SUPERANNUATION & PENSION FUN	451.81
DD21250.15	08/12/2020	MTAA SUPERANNUATION FUND	289.89
DD21250.16	08/12/2020	BT SUPER FOR LIFE	665.51
DD21250.17	08/12/2020	HESTA	514.06
DD21250.18	08/12/2020	LEGALSUPER	401.92
DD21250.19	08/12/2020	HOSTPLUS SUPERANNUATION FUND	3,292.25
DD21250.20	08/12/2020	AUSTRALIAN SUPER	3,387.69
DD21250.21	08/12/2020	MLC SUPER FUND	935.04
DD21250.22	08/12/2020	RETAIL EMPLOYEES SUPERANNUATION TRUST	1,377.99
DD21250.23	08/12/2020	SUNSUPER	501.12
DD21250.24	08/12/2020	ZURICH MASTER SUPERANNUATION FUND	296.53
DD21420.1	19/01/2021	AWARE SUPER PTY LTD (FORMALLY FIRST STATE SUPER)	26,671.90
DD21420.2	19/01/2021	AUSTRALIAN ETHICAL SUPER	571.49
DD21420.3	19/01/2021	PLUM SUPERANNUATION FUND (MLC)	1,229.82
DD21420.4	19/01/2021	MARANI SUPER FUND	1,001.05
DD21420.5	19/01/2021	AMP - SIGNATURESUPER	256.57
DD21420.6	19/01/2021	HUB24 SUPER FUND	209.02
DD21420.7	19/01/2021	NORTH PERSONAL SUPERANNUATION	541.50
DD21420.8	19/01/2021	MERCER SMART SUPER PLAN	714.69
DD21420.9	19/01/2021	CBUS INDUSTRY SUPER	1,532.13
DD21420.10	19/01/2021	BT LIFETIME SUPER - EMPLOYER PLAN	288.00
DD21420.11	19/01/2021	TELSTRA SUPERANNUATION SCHEME	233.69
DD21420.12	19/01/2021	AMP FLEXIBLE LIFETIME SUPER	992.15
DD21420.13	19/01/2021	COMMONWEALTH ESSENTIAL SUPER	273.41
DD21420.14	19/01/2021	MY NORTH SUPER A/T WEALTH PERSONAL SUPERANNUATION & PENSION FUN	519.36
DD21420.15	19/01/2021	MTAA SUPERANNUATION FUND	335.94



Eastern Metropolitan Regional Council
CEO's DELEGATED PAYMENTS LIST
FOR THE MONTHS OF NOVEMBER & DECEMBER 2020 & JANUARY 2021

Cheque / EFT No	Date	Payee	Amount
DD21420.16	19/01/2021	BT SUPER FOR LIFE	671.37
DD21420.17	19/01/2021	HESTA	491.95
DD21420.18	19/01/2021	LEGALSUPER	408.96
DD21420.19	19/01/2021	HOSTPLUS SUPERANNUATION FUND	3,347.37
DD21420.20	19/01/2021	AUSTRALIAN SUPER	3,334.38
DD21420.21	19/01/2021	MLC SUPER FUND	922.65
DD21420.22	19/01/2021	RETAIL EMPLOYEES SUPERANNUATION TRUST	1,561.61
DD21420.23	19/01/2021	SUNSUPER	758.24
DD21420.24	19/01/2021	ZURICH MASTER SUPERANNUATION FUND	296.53
DD21426.1	01/01/2021	AWARE SUPER PTY LTD (FORMALLY FIRST STATE SUPER)	26,686.59
DD21426.2	01/01/2021	AUSTRALIAN ETHICAL SUPER	558.21
DD21426.3	01/01/2021	PLUM SUPERANNUATION FUND (MLC)	1,229.82
DD21426.4	01/01/2021	MARANI SUPER FUND	1,001.05
DD21426.5	01/01/2021	AMP - SIGNATURESUPER	256.57
DD21426.6	01/01/2021	HUB24 SUPER FUND	209.02
DD21426.7	01/01/2021	NORTH PERSONAL SUPERANNUATION	541.50
DD21426.8	01/01/2021	MERCER SMART SUPER PLAN	714.69
DD21426.9	01/01/2021	CBUS INDUSTRY SUPER	1,389.08
DD21426.10	01/01/2021	BT LIFETIME SUPER - EMPLOYER PLAN	302.79
DD21426.11	01/01/2021	TELSTRA SUPERANNUATION SCHEME	232.68
DD21426.12	01/01/2021	AMP FLEXIBLE LIFETIME SUPER	1,151.12
DD21426.13	01/01/2021	COMMONWEALTH ESSENTIAL SUPER	264.42
DD21426.14	01/01/2021	MY NORTH SUPER A/T WEALTH PERSONAL SUPERANNUATION & PENSION FUN	448.93
DD21426.15	01/01/2021	MTAA SUPERANNUATION FUND	310.87
DD21426.16	01/01/2021	BT SUPER FOR LIFE	672.24
DD21426.17	01/01/2021	HESTA	521.03
DD21426.18	01/01/2021	LEGALSUPER	401.92
DD21426.19	01/01/2021	HOSTPLUS SUPERANNUATION FUND	3,284.18
DD21426.20	01/01/2021	AUSTRALIAN SUPER	3,099.38
DD21426.21	01/01/2021	MLC SUPER FUND	951.63
DD21426.22	01/01/2021	RETAIL EMPLOYEES SUPERANNUATION TRUST	1,539.33
DD21426.23	01/01/2021	SUNSUPER	525.15
DD21426.24	01/01/2021	ZURICH MASTER SUPERANNUATION FUND	317.28
DD21427.1	05/01/2021	AWARE SUPER PTY LTD (FORMALLY FIRST STATE SUPER)	26,591.91
DD21427.2	05/01/2021	AUSTRALIAN ETHICAL SUPER	584.33
DD21427.3	05/01/2021	PLUM SUPERANNUATION FUND (MLC)	1,229.82
DD21427.4	05/01/2021	MARANI SUPER FUND	1,001.05
DD21427.5	05/01/2021	AMP - SIGNATURESUPER	269.85
DD21427.6	05/01/2021	HUB24 SUPER FUND	216.00
DD21427.7	05/01/2021	NORTH PERSONAL SUPERANNUATION	551.48
DD21427.8	05/01/2021	MERCER SMART SUPER PLAN	737.97
DD21427.9	05/01/2021	CBUS INDUSTRY SUPER	1,582.23
DD21427.10	05/01/2021	BT LIFETIME SUPER - EMPLOYER PLAN	298.34
DD21427.11	05/01/2021	TELSTRA SUPERANNUATION SCHEME	234.33
DD21427.12	05/01/2021	AMP FLEXIBLE LIFETIME SUPER	1,122.64

CEO's DELEGATED PAYMENTS LIST
FOR THE MONTHS OF NOVEMBER & DECEMBER 2020 & JANUARY 2021

Cheque / EFT No	Date	Payee	Amount
DD21427.13	05/01/2021	COMMONWEALTH ESSENTIAL SUPER	301.45
DD21427.14	05/01/2021	MY NORTH SUPER A/T WEALTH PERSONAL	514.37
DD21427.15	05/01/2021	SUPERANNUATION & PENSION FUN	358.94
DD21427.16	05/01/2021	MTAA SUPERANNUATION FUND	673.67
DD21427.17	05/01/2021	BT SUPER FOR LIFE	555.70
DD21427.18	05/01/2021	HESTA	401.92
DD21427.19	05/01/2021	LEGALSUPER	3,345.20
DD21427.20	05/01/2021	HOSTPLUS SUPERANNUATION FUND	3,409.50
DD21427.21	05/01/2021	AUSTRALIAN SUPER	948.17
DD21427.22	05/01/2021	MLC SUPER FUND	1,649.98
DD21427.23	05/01/2021	RETAIL EMPLOYEES SUPERANNUATION TRUST	573.45
DD21427.24	05/01/2021	SUNSUPER	322.47
DD21427.24	05/01/2021	ZURICH MASTER SUPERANNUATION FUND	322.47
1815	17/11/2020	ME BANK	3,500,000.00
1816	18/11/2020	WESTPAC BANKING CORPORATION	2,000,000.00
1817	23/11/2020	AUSTRACLEAR LIMITED (ASX)	14.30
1818	23/11/2020	HAAS HOLZZERKLEINERUNGS - UND FORDERTECHNIK GMBH	25,442.32
1819	17/11/2020	HAAS GRINDER - PLANT PARTS	1,529.13
1820	17/11/2020	WBC - CORPORATE MASTERCARD - D AMEDURI	1,016.05
1821	17/11/2020	WBC - CORPORATE MASTERCARD - DAVID SCHMIDT	292.43
1822	17/11/2020	WBC - CORPORATE MASTERCARD - DOUGLAS DARMAGO	50.16
1823	17/11/2020	WBC - CORPORATE MASTERCARD - H LIEW	3,250.00
1824	17/11/2020	WBC - CORPORATE MASTERCARD - IZABELLA KRZYSKO	404.60
1825	17/11/2020	WBC - CORPORATE MASTERCARD - S FITZPATRICK	2,367.05
1826	17/11/2020	WBC - CORPORATE MASTERCARD - T BEINHAEUER	1,321.33
1827	17/11/2020	WBC - CORPORATE MASTERCARD - T ECKSTEIN	591.40
1828	17/11/2020	WBC - CORPORATE MASTERCARD - W HARRIS	985.58
1829	17/11/2020	WBC - CORPORATE MASTERCARD - Z WILLIAMSON	2,500,000.00
1830	10/12/2020	NATIONAL AUSTRALIA BANK	14.30
1831	21/12/2020	AUSTRACLEAR LIMITED (ASX)	1,271.30
1832	15/12/2020	WBC - CORPORATE MASTERCARD - BRADLEY LACEY	3,716.95
1833	15/12/2020	WBC - CORPORATE MASTERCARD - D AMEDURI	6,128.71
1834	15/12/2020	WBC - CORPORATE MASTERCARD - DAVID SCHMIDT	5.66
1835	15/12/2020	WBC - CORPORATE MASTERCARD - DOUGLAS BRUCE	1,604.58
1836	15/12/2020	WBC - CORPORATE MASTERCARD - DOUGLAS DARMAGO	1,418.00
1837	15/12/2020	WBC - CORPORATE MASTERCARD - H LIEW	5.66
1838	15/12/2020	WBC - CORPORATE MASTERCARD - KERRY WILSON	590.97
1839	15/12/2020	WBC - CORPORATE MASTERCARD - MARCUS GEISLER	2,400.50
1840	15/12/2020	WBC - CORPORATE MASTERCARD - S FITZPATRICK	837.18
1841	15/12/2020	WBC - CORPORATE MASTERCARD - T BEINHAEUER	1,341.31
1842	15/12/2020	WBC - CORPORATE MASTERCARD - T ECKSTEIN	3,035.17
1843	15/12/2020	WBC - CORPORATE MASTERCARD - W HARRIS	5.49
1844	15/12/2020	WBC - CORPORATE MASTERCARD - Z WILLIAMSON	8.25
1845	22/01/2021	AUSTRACLEAR LIMITED (ASX)	896.50
1846	22/01/2021	AUSTRACLEAR LIMITED (ASX)	116.00
1847	18/01/2021	WBC - CORPORATE MASTERCARD - BRADLEY LACEY	331.86
1847	18/01/2021	WBC - CORPORATE MASTERCARD - D AMEDURI	



Eastern Metropolitan Regional Council
CEO's DELEGATED PAYMENTS LIST
FOR THE MONTHS OF NOVEMBER & DECEMBER 2020 & JANUARY 2021

Cheque / EFT No	Date	Payee		Amount
1848	18/01/2021	WBC - CORPORATE MASTERCARD - DAVID SCHMIDT	CREDIT CARD PURCHASES	47.70
1849	18/01/2021	WBC - CORPORATE MASTERCARD - DOUGLAS BRUCE	CREDIT CARD PURCHASES	17.00
1850	18/01/2021	WBC - CORPORATE MASTERCARD - DOUGLAS DARMAGO	CREDIT CARD PURCHASES	2,165.41
1851	18/01/2021	WBC - CORPORATE MASTERCARD - FRANK HUA HIM KUA	CREDIT CARD PURCHASES	17.00
1852	18/01/2021	WBC - CORPORATE MASTERCARD - H LIEW	CREDIT CARD PURCHASES	17.00
1853	18/01/2021	WBC - CORPORATE MASTERCARD - IZABELLA KRZYSKO	CREDIT CARD PURCHASES	635.40
1854	18/01/2021	WBC - CORPORATE MASTERCARD - KERRY WILSON	CREDIT CARD PURCHASES	1,296.44
1855	18/01/2021	WBC - CORPORATE MASTERCARD - MARCUS GEISLER	CREDIT CARD PURCHASES	451.50
1856	18/01/2021	WBC - CORPORATE MASTERCARD - S FITZPATRICK	CREDIT CARD PURCHASES	17.00
1857	18/01/2021	WBC - CORPORATE MASTERCARD - T BEINHAEUER	CREDIT CARD PURCHASES	348.24
1858	18/01/2021	WBC - CORPORATE MASTERCARD - T ECKSTEIN	CREDIT CARD PURCHASES	1,148.90
1859	18/01/2021	WBC - CORPORATE MASTERCARD - W HARRIS	CREDIT CARD PURCHASES	343.79
1860	18/01/2021	WBC - CORPORATE MASTERCARD - Z WILLIAMSON	CREDIT CARD PURCHASES	374.94
1861	27/01/2021	HAAS HOLZZERKLEINERUNGS - UND FORDERTECHNIK GMBH	HAAS GRINDER - PLANT PARTS	27,000.38
1862	27/01/2021	HAAS HOLZZERKLEINERUNGS - UND FORDERTECHNIK GMBH	HAAS GRINDER - PLANT PARTS	14,297.12
1863	29/01/2021	ANZ BANKING GROUP	TERM DEPOSIT INVESTMENT	1,000,000.00
SUB TOTAL				21,681,043.74
EFT45678	24/11/2020	LESS CANCELLED EFTs & CHEQUES DRAKE AUSTRALIA PTY LTD	CANCELLED EFT	-1,587.96
EFT45791	01/12/2020	PROJECT MANAGEMENT VISION PTY LTD	CANCELLED EFT	-825.00
EFT45978	23/12/2020	NAPA (FORMERLY KNOWN AS COVS)	CANCELLED EFT	-194.13
SUB TOTAL				-2,607.09
TOTAL				21,678,436.65

All Employee Superannuation obligations for the period November 2020 to January 2021 have been paid by the EMRC.



14.2 FINANCIAL REPORT FOR PERIOD ENDED 30 NOVEMBER 2020

REFERENCE: D2021/00965

PURPOSE OF REPORT

The purpose of this report is to provide Council with an overview of the EMRC's financial performance for the period ended 30 November 2020.

KEY POINTS AND RECOMMENDATION(S)

- Significant year to date budget variances greater than 10% or \$20,000, whichever is the greater, within each nature and type category on the Statement of Financial Activity as at 30 November 2020 have been identified and are reported on in the body of the report.

Recommendation(s)

That Council receives the Statement of Comprehensive Income, Capital Expenditure Statement, Statement of Financial Position, Statement of Cash and Investments and the Investment Report for the period ended 30 November 2020.

SOURCE OF REPORT

Chief Financial Officer

BACKGROUND

It is a requirement of the *Local Government (Financial Management) Regulations 1996* (r.34) that a Local Government is to prepare and present to Council financial reports in such a form as the Local Government considers to be appropriate.

Submitted to each meeting of Council is a financial report and summaries which provide an overview of year to date budget performance for operating activities and capital works. Variances greater than 10% or \$20,000, whichever is the greater, within each nature and type category on the Statement of Comprehensive Income are reported on in the body of the report. Also included are end of year forecasts by nature and type for operating activities and end of year forecasts for each capital works project. These forecasts are reviewed regularly in order to provide an accurate forecast of the end of year result.

REPORT

Outlined below are financial statements for the period ended 30 November 2020. Where possible the year to date monthly budget allocations will be reviewed in order to match the appropriate timing for the various projects budgeted to be undertaken. This will provide a better comparison between the year to date actual and year to date budget figures.

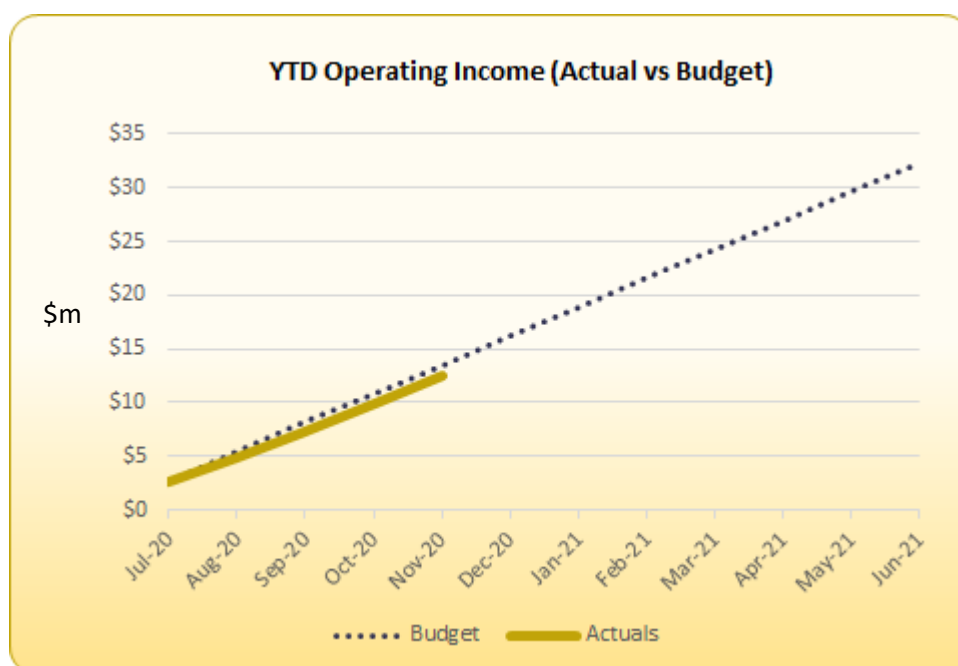


Item 14.2 continued

Statement of Comprehensive Income - Nature and Type (refer Attachment 1)

The net operating result as at 30 November 2020 is an unfavourable variance of \$594,929 (18.38%) against budget. The following information is provided on key aspects of Council's year to date financial performance:

<u>Operating Income</u>	<i>Actuals for the Year</i>	An unfavourable variance of \$1,160,550 (8.47%).
	<i>End of Year Forecast</i>	As per budget - not yet due to be reviewed.



Operating Income variances previously reported to Council:

1. Year to date Net User Charges is \$1,246,835 (13.77%) below the budget of \$9,055,052. The variance is due to the lower than budgeted Commercial tonnages received as at 30 November 2020.
2. Year to date Operating Grants is \$194,437 (1,051.01%) above the budget of \$18,500. The variance is due to the carried forward of unspent grant funds totalling \$81,406 from the 2019/2020 financial year relating to various projects together with the following successful grant not previously budgeted for that have been received:
 - \$65,775 - Tackling the Troublesome Two Project; and
 - \$50,000 - Circular Economy Training and Capacity Building Project.

There were no further significant Operating Income variances as at 30 November 2020.



Item 14.2 continued

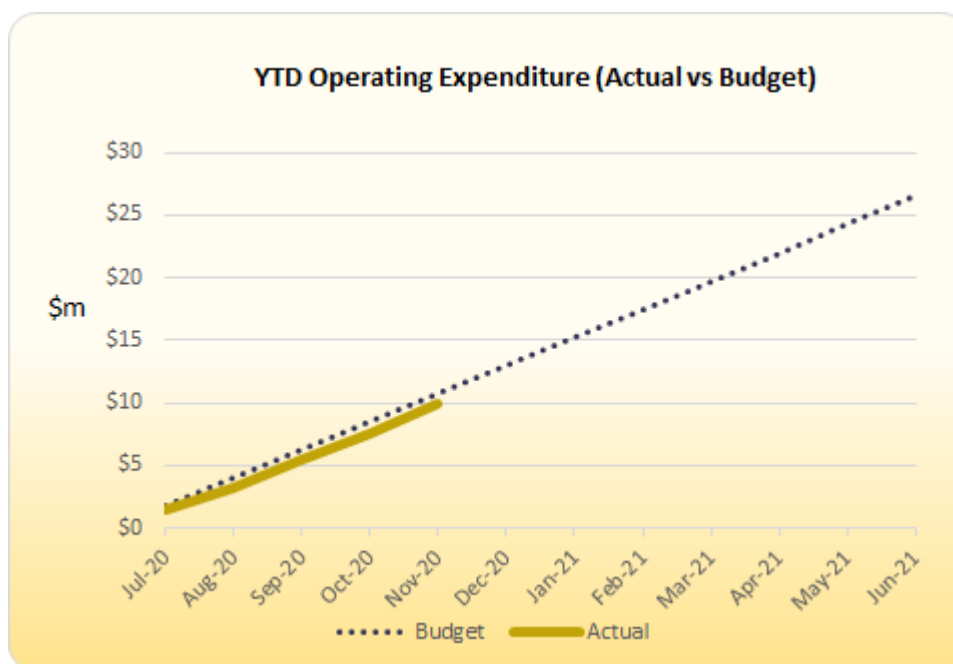
Operating Expenditure

Actuals for the Year

A favourable variance of \$565,621 (5.40%).

End of Year Forecast

As per budget - not yet due to be reviewed.



Operating Expenditure variances previously reported to Council:

1. Year to date Material Expenses of \$447,719 is \$60,876 (11.97%) below the budget of \$508,595 due to the timing of various projects from different business units. Areas where the expenditures are lower than budget for various directorates/business units include: CEO's Team/Business Support/Miscellaneous (\$9,490), Operations (\$19,075) and Projects (\$33,968).

This is offset by Material Expenses in the Sustainability Directorate which is \$1,657 higher than budget.

2. Year to date Fuel Expenses of \$216,041 is below the budget by \$84,569 (28.13%). The variance is attributable to the lower purchase price of distillate compared to budget together with the lower level of commercial tonnages received to date compared to budget.
3. Year to date Provision Expenses of \$337,544 is below the budget by \$37,721 (10.05%). The variance is attributable to the level of commercial tonnages received to date compared to budget

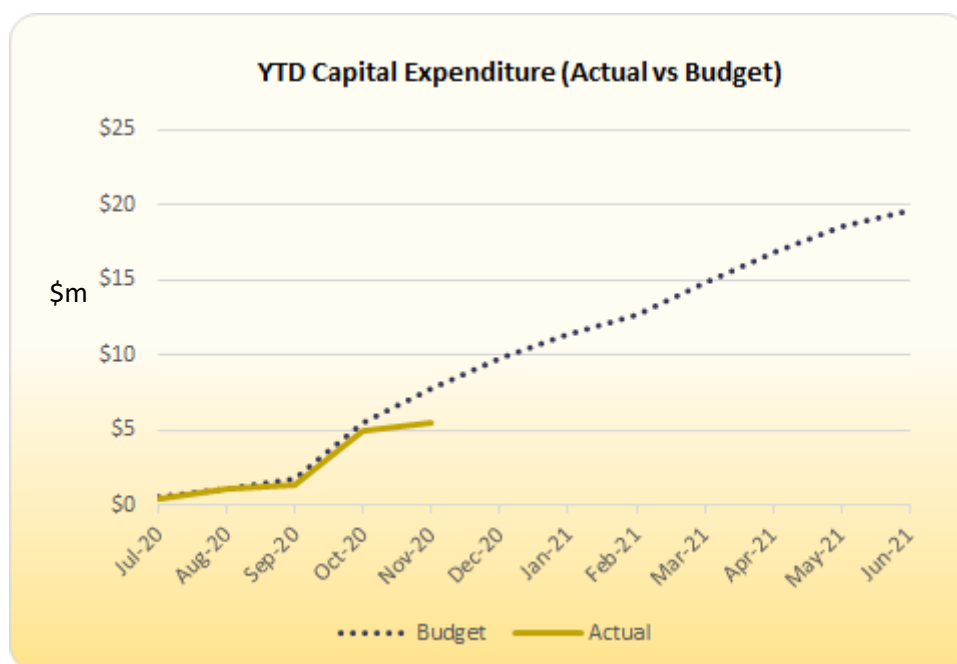
There were no further significant Operating Expenditure variances as at 30 November 2020.



Item 14.2 continued

Capital Expenditure Statement (refer Attachment 2)

<u>Capital Expenditure</u>	<i>Actuals for the Year</i>	An underspent variance of \$846,716.
	<i>End of Year Forecast</i>	As per budget - not yet due to be reviewed.



Capital Expenditure variances:

An underspent variance of \$846,716 existed as at 30 November 2020 when compared to the year to date budget of \$6,280,467.

Major capital expenditures to 30 November 2020 include:

- Purchase Waste Management Land - Red Hill Landfill Facility (RHLF) - \$2,014,453;
- Develop Lots 8, 9 & 10 For Future Waste Activities - RHLF - \$863,230;
- Refurbish Plant - Hazelmere Resource Recovery Park (HRRP) - \$404,984;
- Construct and Commission HRRP - WWtE Building - \$335,662;
- Purchase Plant and Equipment - HRRP - WWtE - \$292,089;
- Purchase / Replace Plant - RHLF - \$246,372;
- Purchase/Replace Vehicles - Ascot Place and RHLF - \$239,573;
- Construct Site Infrastructure - HRRP - \$203,597;
- Construct Leachate and Stormwater Infrastructure and Siltation Ponds - RHLF - \$194,407;
- Construct Access Road to Lots 8, 9 and 10 - RHLF - \$122,858;
- Implementation of the FOGO Recovery Strategy - RHLF - \$100,609;
- Construct FOGO Processing Area - RHLF - \$92,426; and
- Refurbish Plant - RHLF - \$78,158;



Item 14.2 continued

Major capital expenditure projects that are underspent compared to the year to date budget as at 30 November 2020 include:

- Develop Lots 8, 9 & 10 For Future Waste Activities - RHLF - \$474,731;
- Construct Class III Cell - Stage 16 - RHLF - \$449,729;
- Purchase / Replace Plant - RHLF - \$350,000; and
- Purchase WWtE Plant and Equipment - HRRP - \$253,527.

The underspends are principally due to the timing of the projects and/or purchases. It is expected that the budgeted capital expenditure will be utilised during the year, and will be in line with budget or forecast provisions as applicable.

The capital expenditure budget spread for 2020/2021 is constantly reviewed to provide a more accurate indication of when capital expenditure projects and purchases have been programmed to be undertaken for reporting and cash flow purposes.

Statement of Financial Position (refer Attachment 3)

The Statement of Financial Position shows the overall impact of actual balances compared with budget provisions and end of year forecasts for operating and capital works activities.

Total Equity as at 30 November 2020 totals \$187,093,306. This is an increase of \$2,641,426 from the 30 June 2020 equity of \$184,451,880 and represents the net change in assets from operations.

As end of year forecasts are yet to be reviewed, the forecast balances as at 30 November 2020 are as per the budget estimates.

Statement of Cash and Investments (refer Attachment 4)

The level of cash and investments in the Municipal Fund as at 30 November 2020 is \$6,928,890 and Restricted Cash amount to \$76,648,004.

The net movement for the month is an increase of \$1,123,669.

As end of year forecasts are yet to be reviewed, the forecast balances as at 30 November 2020 are as per the budget estimates.

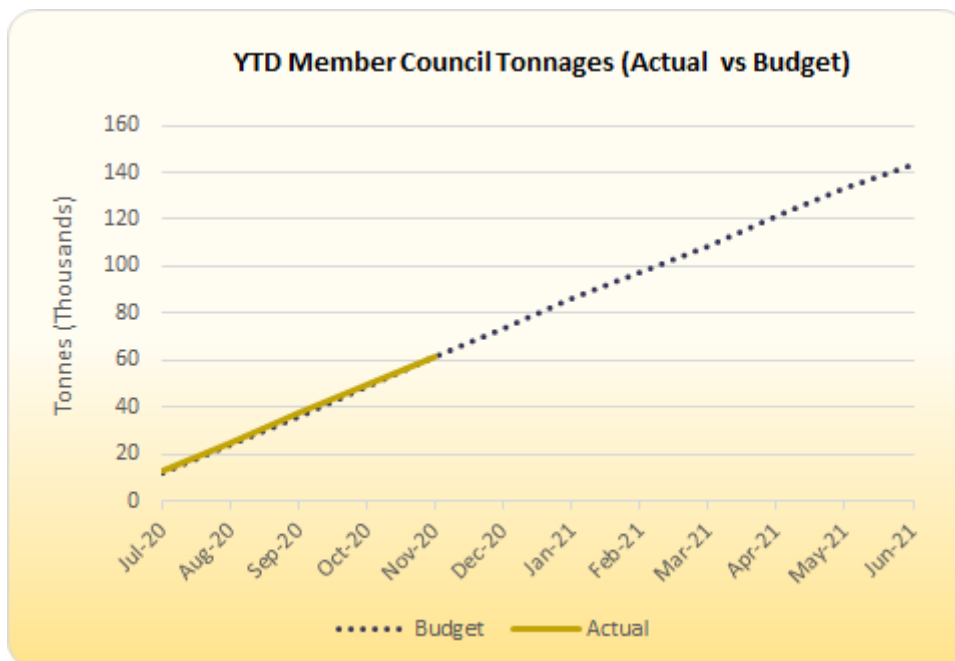
Investment Report (refer Attachment 5)

Term deposits valued at \$4,500,000 matured during November 2020. This amount was reinvested into further term deposits together with additional funds.



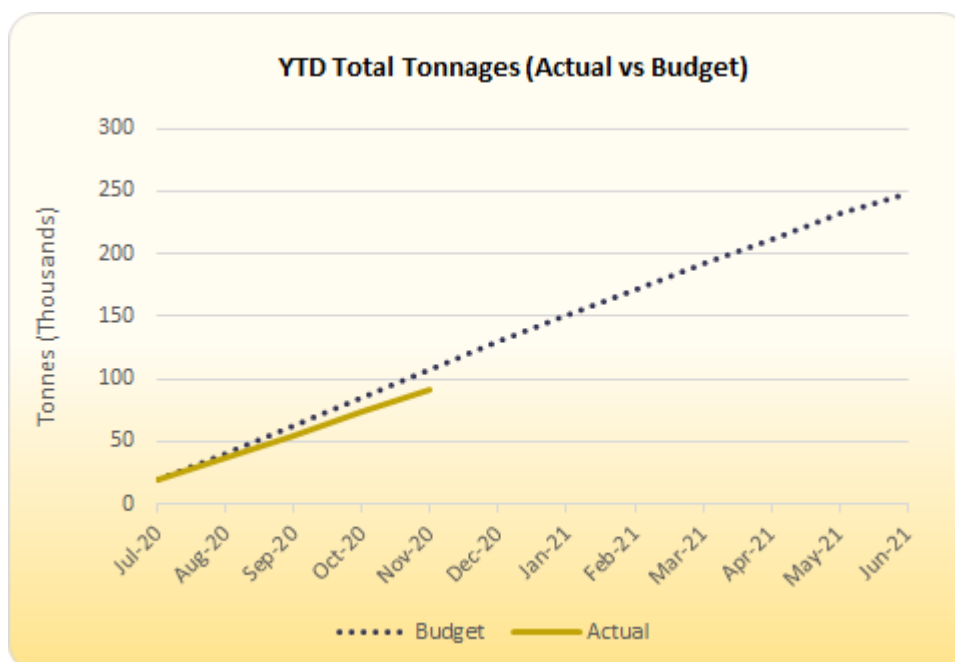
Item 14.2 continued

Tonnages - Member Councils



YTD tonnages received from member Councils total 61,581 compared to the budget of 61,161. As at the same period in 2019/2020 tonnages from member Councils totalled 58,555.

Tonnages - Total Tonnages



YTD total tonnages received from all source total 91,902 compared to the budget of 107,387. As at the same period in 2019/2020 tonnages received from all sources totalled 110,016.



Item 14.2 continued

STRATEGIC/POLICY IMPLICATIONS

Key Result Area 3 - Good Governance

3.3 To provide responsible and accountable governance and management of the EMRC

3.4 To continue to improve financial and asset management practices

FINANCIAL IMPLICATIONS

As outlined within the report and attachments.

SUSTAINABILITY IMPLICATIONS

Nil

RISK MANAGEMENT

RISK: Non-compliance with Financial Regulations		
Consequence	Likelihood	Rating
Moderate	Unlikely	Moderate
Action / Strategy		
<ul style="list-style-type: none"> The financial report is scrutinised by the EMRC Council to ensure that all statutory requirements are met. Internal Audit reviews to ensure compliance with Financial Regulations. External Audit confirms compliance. 		

MEMBER COUNCIL IMPLICATIONS

Member Council

Town of Bassendean
 City of Bayswater
 City of Belmont
 City of Kalamunda
 Shire of Mundaring
 City of Swan

Implication Details

} As outlined in the report.



Item 14.2 continued

ATTACHMENT(S)

1. Statement of Comprehensive Income by Nature and Type (Ref: D2021/02110)
2. Capital Expenditure Statement (Ref: D2021/02111)
3. Statement of Financial Position (Ref: D2021/02113)
4. Statement of Cash and Investments (Ref: D2021/02114)
5. Investment Report (Ref: D2021/02115)

VOTING REQUIREMENT

Simple Majority

RECOMMENDATION(S)

That Council receives the Statement of Comprehensive Income, Capital Expenditure Statement, Statement of Financial Position, Statement of Cash and Investments and the Investment Report for the period ended 30 November 2020.

COUNCIL RESOLUTION(S)

MOVED CR CONGERTON

SECONDED CR HAMILTON

THAT COUNCIL RECEIVES THE STATEMENT OF COMPREHENSIVE INCOME, CAPITAL EXPENDITURE STATEMENT, STATEMENT OF FINANCIAL POSITION, STATEMENT OF CASH AND INVESTMENTS AND THE INVESTMENT REPORT FOR THE PERIOD ENDED 30 NOVEMBER 2020.

CARRIED UNANIMOUSLY



STATEMENT OF COMPREHENSIVE INCOME

Nature and Type

Year to Date

NOVEMBER 2020

Full Year

Actual	Budget	Variance			Forecast	Budget	Variance		
Operating Income									
\$13,452,729	\$15,098,542	(\$1,645,813)	(U)	User Charges	\$35,838,110	\$35,838,110	\$0	(F)	
(\$5,644,512)	(\$6,043,490)	\$398,978	(F)	<u>Less</u> Landfill Levy Charges	(\$14,504,393)	(\$14,504,393)	\$0	(F)	
\$7,808,217	\$9,055,052	(\$1,246,835)	(U)	Net User Charges	\$21,333,717	\$21,333,717	\$0	(F)	
\$207,095	\$205,124	\$1,971	(F)	Special Charges	\$482,683	\$482,683	\$0	(F)	
\$2,248,457	\$2,330,122	(\$81,665)	(U)	Secondary Waste Charge	\$4,738,691	\$4,738,691	\$0	(F)	
\$238,871	\$244,715	(\$5,844)	(U)	Contributions	\$423,955	\$423,955	\$0	(F)	
\$212,937	\$18,500	\$194,437	(F)	Operating Grants	\$415,000	\$415,000	\$0	(F)	
\$52,341	\$70,830	(\$18,489)	(U)	Interest Municipal Cash Investments	\$170,000	\$170,000	\$0	(F)	
\$355,307	\$387,465	(\$32,158)	(U)	Interest Restricted Cash Investments	\$929,975	\$929,975	\$0	(F)	
\$511,086	\$476,803	\$34,283	(F)	Reimbursements	\$1,060,390	\$1,060,390	\$0	(F)	
\$693,068	\$715,500	(\$22,432)	(U)	Other	\$2,440,311	\$2,440,311	\$0	(F)	
\$216,182	\$200,000	\$16,182	(F)	Proceeds from Sale of Assets	\$275,000	\$275,000	\$0	(F)	
\$12,543,561	\$13,704,111	\$1,160,550	(U)	Total Operating Income	\$32,269,722	\$32,269,722	\$0	(F)	
Operating Expenditure									
\$4,112,469	\$4,379,295	\$266,826	(F)	Salary Expenses	\$10,801,281	\$10,801,281	\$0	(F)	
\$2,152,135	\$2,108,733	(\$43,402)	(U)	Contract Expenses	\$5,627,716	\$5,627,716	\$0	(F)	
\$447,719	\$508,595	\$60,876	(F)	Material Expenses	\$1,555,489	\$1,555,489	\$0	(F)	
\$114,905	\$126,510	\$11,605	(F)	Utility Expenses	\$356,911	\$356,911	\$0	(F)	
\$216,041	\$300,610	\$84,569	(F)	Fuel Expenses	\$827,183	\$827,183	\$0	(F)	
\$140,466	\$132,560	(\$7,906)	(U)	Insurance Expenses	\$318,484	\$318,484	\$0	(F)	
\$1,768,522	\$1,904,678	\$136,156	(F)	Depreciation Expenses	\$5,537,697	\$5,537,697	\$0	(F)	
\$452,092	\$481,272	\$29,180	(F)	Miscellaneous Expenses	\$1,293,452	\$1,293,452	\$0	(F)	
\$337,544	\$375,265	\$37,721	(F)	Provision Expenses	\$900,658	\$900,658	\$0	(F)	
\$0	\$0	\$0	(F)	Costs Allocated	(\$854,401)	(\$854,401)	\$0	(F)	
\$160,242	\$150,238	(\$10,004)	(U)	Carrying Amount of Assets Disposed Of	\$252,738	\$252,738	\$0	(F)	
\$9,902,135	\$10,467,756	\$565,621	(F)	Total Operating Expenditure	\$26,617,208	\$26,617,208	\$0	(F)	
\$2,641,426	\$3,236,355	(\$594,929)	(U)	NET RESULT BEFORE OTHER COMPREHENSIVE INCOME	\$5,652,514	\$5,652,514	\$0	(F)	
Surplus	Surplus				Surplus	Surplus			
Realised/Unrealised (Gain)/Loss From Change in Fair Value of Investments									
\$0	\$0	\$0	(F)	Unrealised (Gain)/Loss	\$0	\$0	\$0	(F)	
\$0	\$0	\$0	(F)	Realised (Gain)/Loss	\$0	\$0	\$0	(F)	
\$0	\$0	\$0	(F)	Total (Gain)/Loss from change in Fair Value of Investments	\$0	\$0	\$0	(F)	
Other Comprehensive Income									
\$0	\$0	\$0	(F)	Revaluation of Assets/Accumulated Depreciation Reversal	\$0	\$0	\$0	(F)	
\$0	\$0	\$0	(F)	Other Comprehensive Income	\$0	\$0	\$0	(F)	
\$0	\$0	\$0	(F)	Total Other Comprehensive Income	\$0	\$0	\$0	(F)	
\$2,641,426	\$3,236,355	(\$594,929)	(U)	CHANGE IN NET ASSETS FROM OPERATIONS	\$5,652,514	\$5,652,514	\$0	(F)	
Surplus	Surplus				Surplus	Surplus			

Notes:

1. User Charges - include member Councils and casual users pertaining to waste, risk management and environmental services fees and charges;
2. Special Charges - Waste Education Levy;
3. Contributions - member Councils' contributions to projects and services;
4. Operating Grants - grant income predominantly from government agencies; and
5. Other Operating Income - includes income from the sale of products;

(F) denotes Favourable variance and (U) denotes Unfavourable variance



CAPITAL EXPENDITURE STATEMENT

NOVEMBER 2020

Year to Date			On Order	Full Year			
Actual	Budget	Variance		Forecast	Budget	Variance	
Business Support							
\$120,741	\$121,000	\$259	\$891	Purchase Vehicles - Ascot Place (24440/00)	\$200,000	\$200,000	\$0
\$0	\$0	\$0	\$0	Purchase Furniture Fittings & Equipment - Corporate Services (24510/01)	\$62,000	\$62,000	\$0
\$0	\$0	\$0	\$0	Purchase Information Technology & Communication Equipment (24550/00)	\$405,000	\$405,000	\$0
\$8,892	\$8,702	(\$190)	\$3,049	Capital Improvement Administration Building - Ascot Place (25240/01)	\$308,000	\$308,000	\$0
\$0	\$5,000	\$5,000	\$0	Upgrade Security Equipment - Ascot Place (25530/01)	\$5,000	\$5,000	\$0
\$129,633	\$134,702	\$5,069	\$3,940		\$980,000	\$980,000	\$0



CAPITAL EXPENDITURE STATEMENT

NOVEMBER 2020

Year to Date			On Order		Full Year		
Actual	Budget	Variance			Forecast	Budget	Variance
Sustainability Team							
\$0	\$0	\$0	\$41,799	Purchase Polystyrene Compactor (Grant allocation) (24410/13)	\$44,990	\$0	(\$44,990)
\$0	\$0	\$0	\$41,799		\$44,990	\$0	(\$44,990)



CAPITAL EXPENDITURE STATEMENT

NOVEMBER 2020

Year to Date			On Order		Full Year		
Actual	Budget	Variance			Forecast	Budget	Variance
Operations Team							
\$246,372	\$596,372	\$350,000	\$0	Purchase / Replace Plant - Red Hill Landfill Facility (24410/00)	\$1,856,842	\$1,935,000	\$78,158
(\$30,958)	\$0	\$30,958	\$165,200	Purchase / Replace Plant - Hazelmere (24410/01)	\$595,000	\$595,000	\$0
\$10,360	\$62,860	\$52,500	\$103,500	Purchase / Replace Minor Plant and Equipment-Red Hill Landfill Facility (24420/00)	\$525,000	\$525,000	\$0
\$0	\$0	\$0	\$0	Purchase / Replace Minor Plant and Equipment - Hazelmere (24420/02)	\$34,000	\$34,000	\$0
\$118,832	\$29,000	(\$89,832)	\$891	Purchase / Replace Vehicles - Red Hill Landfill Facility (24430/00)	\$129,000	\$129,000	\$0
\$5,315	\$0	(\$5,315)	\$0	Purchase / Replace Office Equipment - Red Hill Landfill Facility (24510/08)	\$5,315	\$0	(\$5,315)
\$0	\$0	\$0	\$0	Purchase Fire Fighting System/Equipment - Hazelmere (24520/07)	\$10,000	\$10,000	\$0
\$0	\$0	\$0	\$21,850	Purchase / Replace Security System - Red Hill Waste Management Facility (24530/08)	\$170,000	\$170,000	\$0
\$11,356	\$21,356	\$10,000	\$0	Purchase / Replace Other Equipment - Red Hill Landfill Facility (24590/00)	\$74,685	\$80,000	\$5,315
\$78,158	\$0	(\$78,158)	\$0	Refurbish Plant - Red Hill Landfill Facility (25410/00)	\$78,158	\$0	(\$78,158)
\$404,984	\$0	(\$404,984)	\$0	Refurbish Plant - Hazelmere (25410/01)	\$404,984	\$0	(\$404,984)
\$844,419	\$709,588	(\$134,831)	\$291,441		\$3,882,984	\$3,478,000	(\$404,984)

CAPITAL EXPENDITURE STATEMENT

NOVEMBER 2020

Year to Date			On Order		Full Year		
Actual	Budget	Variance			Forecast	Budget	Variance
Projects Team							
\$2,014,453	\$2,014,452	(\$1)	\$0	Purchase Waste Management Land (24150/02)	\$2,015,000	\$2,235,000	\$220,000
\$0	\$0	\$0	\$0	Construct Waste Management Facility Buildings - Red Hill Landfill Facility (24250/01)	\$100,000	\$200,000	\$100,000
\$25,689	\$146,666	\$120,978	\$85,080	Construct Workshop No 3 - Red Hill Landfill Facility (24250/08)	\$800,500	\$800,500	\$0
\$335,662	\$181,750	(\$153,912)	\$0	Construct Wood Waste to Energy Building - HRRP (24259/05)	\$181,750	\$181,750	\$0
\$57,210	\$100,000	\$42,790	\$0	Construct Community Recycling Centre (CRC) - HRRP (24259/06)	\$130,000	\$100,000	(\$30,000)
\$5,253	\$5,253	\$1	\$129,715	Construct Commercial Transfer Station - HRRP (24259/10)	\$135,000	\$100,000	(\$35,000)
\$60,654	\$0	(\$60,654)	\$0	Construct Site Workshop - HRRP (24259/13)	\$1,465,750	\$0	(\$1,465,750)
\$0	\$0	\$0	\$0	Upgrade Power Supply to Transfer Station - Red Hill Landfill Facility (24259/14)	\$40,000	\$0	(\$40,000)
\$0	\$0	\$0	\$0	Upgrade Power Supply to Workshop No 2 - Red Hill Landfill Facility (24259/15)	\$40,000	\$250,000	\$210,000
\$3,240	\$0	(\$3,240)	\$0	Construct Class III Cell Stage 14 - Red Hill Landfill Facility (24310/12)	\$3,240	\$0	(\$3,240)
\$9,980	\$459,709	\$449,729	\$1,667,304	Construct Class III Cell Stage 16 - Red Hill Landfill Facility (24310/19)	\$3,171,717	\$3,746,002	\$574,285
\$0	\$0	\$0	\$0	Construct Class III Cell Stage 17 - Red Hill Landfill Facility (24310/21)	\$0	\$250,000	\$250,000
\$0	\$0	\$0	\$0	Design and Construct Class IV Cell Stage 3 - Red Hill Landfill Facility (24330/05)	\$600,000	\$0	(\$600,000)

CAPITAL EXPENDITURE STATEMENT

NOVEMBER 2020

Year to Date			On Order		Full Year		
Actual	Budget	Variance			Forecast	Budget	Variance
Projects Team							
\$194,407	\$50,000	(\$144,407)	\$89,466	Construct Leachate and Stormwaste Infrastructure and Siltation Ponds - Red Hill Landfill Facility (24350/01)	\$284,074	\$400,000	\$115,926
\$0	\$0	\$0	\$0	Construct Roads / Carparks - Red Hill Landfill Facility (24370/00)	\$124,401	\$124,401	\$0
\$122,858	\$50,000	(\$72,858)	\$0	Construct Access Road to Lots 8 9 10 - Red Hill Landfill Facility (24370/02)	\$250,000	\$50,000	(\$200,000)
\$0	\$35,000	\$35,000	\$0	Construct Drainage Diversion and Earthworks Infrastructures - Red Hill Landfill Facility (24380/00)	\$100,000	\$250,000	\$150,000
\$0	\$0	\$0	\$0	Construct Litter Fence - Redhill Landfill Facility (24394/05)	\$50,000	\$50,000	\$0
\$0	\$0	\$0	\$0	Resource Recovery Park - Noise Control Fencing (24394/06)	\$150,000	\$150,000	\$0
\$0	\$0	\$0	\$0	Construct Hardstand and Road - Hazelmere (24395/01)	\$55,000	\$55,000	\$0
\$92,426	\$0	(\$92,426)	\$5,612	Construct FOGO Processing Area - Red Hill Landfill Facility (24395/05)	\$92,426	\$0	(\$92,426)
\$0	\$62,500	\$62,500	\$0	Undertake FOGO Reference Site Tours (24395/06)	\$0	\$62,500	\$62,500
\$100,609	\$0	(\$100,609)	\$0	Implimentation of the FOGO Recovery Strategy (24395/07)	\$400,000	\$0	(\$400,000)
\$22,000	\$20,000	(\$2,000)	\$0	Construct Monitoring Bores - Red Hill Landfill Facility (24396/00)	\$50,000	\$20,000	(\$30,000)
\$203,597	\$231,677	\$28,080	\$27,791	Construct Site Infrastructure - HRRP (24399/01)	\$400,000	\$300,000	(\$100,000)
\$0	\$0	\$0	\$0	Construct Reuse Store Infrastructure (Car Park) - HRRP (24399/07)	\$0	\$250,000	\$250,000
\$0	\$5,000	\$5,000	\$0	Air Supply lines - Waste Management Structures - Red Hill Landfill Facility (24399/10)	\$25,000	\$75,000	\$50,000



CAPITAL EXPENDITURE STATEMENT

NOVEMBER 2020

Year to Date			On Order		Full Year		
Actual	Budget	Variance			Forecast	Budget	Variance
Projects Team							
\$2,726	\$136,976	\$134,251	\$10,074	Wood Waste to Energy Utilities/Infrastructure - HRRP (24399/11)	\$515,000	\$515,000	\$0
\$0	\$0	\$0	\$0	Liquid Waste Project - Red Hill Landfill Facility (24399/16)	\$250,000	\$1,650,000	\$1,400,000
\$863,230	\$1,337,961	\$474,731	\$508,629	Develop Lots 8 9 & 10 For Future Waste Activities - Red Hill Landfill Facility (24399/19)	\$2,116,442	\$1,787,961	(\$328,481)
\$292,089	\$545,616	\$253,527	\$284,039	Purchase Wood Waste to Energy Plant & Equipment - HRRP (24410/03)	\$855,000	\$855,000	\$0
\$53,617	\$53,617	\$0	\$1,500	Purchase FOGO Processing Plant - Red Hill Landfill Facility (24410/10)	\$405,702	\$150,000	(\$255,702)
\$0	\$0	\$0	\$0	Liquid Waste Project Plant - Red Hill Landfill Facility (24410/11)	\$0	\$550,000	\$550,000
\$4,459,698	\$5,436,177	\$976,479	\$2,809,207		\$14,806,002	\$15,158,114	\$352,112
\$5,433,751	\$6,280,467	\$846,716	\$3,146,387	TOTAL CAPITAL EXPENDITURE	\$19,713,976	\$19,616,114	(\$97,862)



STATEMENT OF FINANCIAL POSITION

NOVEMBER 2020

Actual June 2020	Actual Year to Date	(F) = Favourable variation (U) = Unfavourable variation	Full Year		
			Forecast	Budget	Variance
Current Assets					
\$1,102,124	\$3,735,313	Cash and Cash Equivalents	\$1,109,530	\$1,109,530	\$0 (F)
\$85,324,608	\$79,841,581	Investments	\$71,082,961	\$71,082,961	\$0 (F)
\$2,987,058	\$3,608,979	Trade and Other Receivables	\$2,716,470	\$2,716,470	\$0 (F)
\$39,035	\$27,587	Inventories	\$54,739	\$54,739	\$0 (F)
\$67,382	\$457,784	Other Assets	\$42,555	\$42,555	\$0 (F)
\$89,520,206	\$87,671,244	Total Current Assets	\$75,006,255	\$75,006,255	\$0 (F)
Current Liabilities					
\$6,160,299	\$4,837,353	Trade and Other Payables	\$5,541,725	\$5,541,725	\$0 (F)
\$1,835,255	\$1,835,255	Provisions	\$1,676,448	\$1,676,448	\$0 (F)
\$7,995,554	\$6,672,608	Total Current Liabilities	\$7,218,173	\$7,218,173	\$0 (F)
\$81,524,652	\$80,998,636	Net Current Assets	\$67,788,082	\$67,788,082	\$0 (F)
Non Current Assets					
\$50,570,000	\$52,584,453	Land	\$52,805,000	\$52,805,000	\$0 (F)
\$7,292,678	\$7,245,365	Buildings	\$11,071,240	\$11,071,240	\$0 (F)
\$21,123,020	\$20,207,520	Structures	\$30,764,213	\$30,764,213	\$0 (F)
\$12,895,549	\$13,188,572	Plant	\$18,788,644	\$18,788,644	\$0 (F)
\$606,150	\$566,022	Equipment	\$1,080,598	\$1,080,598	\$0 (F)
\$135,079	\$131,461	Furniture and Fittings	\$158,299	\$158,299	\$0 (F)
\$17,736,763	\$19,940,832	Work in Progress	\$13,411,330	\$13,411,330	\$0 (F)
\$110,359,239	\$113,864,225	Total Non Current Assets	\$128,079,324	\$128,079,324	\$0 (F)
Non Current Liabilities					
\$7,432,011	\$7,769,555	Provisions	\$5,634,031	\$5,634,031	\$0 (F)
\$7,432,011	\$7,769,555	Total Non Current Liabilities	\$5,634,031	\$5,634,031	\$0 (F)
\$184,451,880	\$187,093,306	Net Assets	\$190,233,375	\$190,233,375	\$0 (F)
Equity					
\$58,106,903	\$66,352,626	Accumulated Surplus/Deficit	\$75,379,157	\$75,379,157	\$0 (F)
\$75,968,089	\$75,968,089	Cash Backed Reserves	\$67,070,539	\$67,070,539	\$0 (F)
\$42,131,165	\$42,131,165	Asset Revaluation Reserve	\$42,131,165	\$42,131,165	\$0 (F)
\$8,245,723	\$2,641,426	Net change in assets from operations	\$5,652,514	\$5,652,514	\$0 (F)
\$184,451,880	\$187,093,306	Total Equity	\$190,233,375	\$190,233,375	\$0 (F)

CASH AND INVESTMENTS NOVEMBER 2020

Actual June 2020	Actual Year to Date	(F) = Favourable variation (U) = Unfavourable variation	Full Year		
			Forecast	Budget	Variance
Municipal Cash and Investments					
1,098,174	3,731,363	Cash at Bank - Municipal Fund 01001/00	1,105,580	1,105,580	0 (F)
3,950	3,950	Cash on Hand 01019/00 - 02	3,450	3,450	0 (F)
9,031,911	3,193,577	Investments - Municipal Fund 02021/00	2,988,240	2,988,240	0 (F)
10,134,035	6,928,890	Total Municipal Cash	4,097,270	4,097,270	0 (F)
Restricted Cash and Investments					
141,856	142,487	Restricted Investments - Plant and Equipment 02022/01	267,120	267,120	0 (F)
4,986,647	5,008,855	Restricted Investments - Post Closure Site Rehabilitation Red Hill 02022/02	3,525,256	3,525,256	0 (F)
18,263,389	18,344,728	Restricted Investments - Future Development 02022/03	15,072,575	15,072,575	0 (F)
2,350,987	2,361,458	Restricted Investments - Environmental Monitoring Red Hill 02022/04	1,545,172	1,545,172	0 (F)
46,892	47,101	Restricted Investments - Environmental Insurance Red Hill 02022/05	57,268	57,268	0 (F)
15,631	15,700	Restricted Investments - Risk Management 02022/06	15,699	15,699	0 (F)
649,866	652,761	Restricted Investments - Class IV Cells Red Hill 02022/07	710,295	710,295	0 (F)
321,607	323,040	Restricted Investments - Regional Development 02022/08	322,511	322,511	0 (F)
45,240,494	45,441,979	Restricted Investments - Secondary Waste Processing 02022/09	44,803,335	44,803,335	0 (F)
2,873,244	2,886,041	Restricted Investments - Class III Cells 02022/10	482,686	482,686	0 (F)
78,920	79,271	Restricted Investments - Building Refurbishment (Ascot Place) 02022/11	79,259	79,259	0 (F)
324,608	341,580	Restricted Investments - Accrued Interest 02022/19	189,362	189,362	0 (F)
0	0	Restricted Investments - Unrealised Loss/Gain on Investments 02022/20	0	0	0 (F)
998,556	1,003,003	Restricted Investments - Long Service Leave 02022/90	1,024,683	1,024,683	0 (F)
76,292,697	76,648,004	Total Restricted Cash	68,095,221	68,095,221	0 (F)
86,426,732	83,576,894	TOTAL CASH AND INVESTMENTS	72,192,491	72,192,491	0 (F)

The Cash at Bank - Municipal Fund represents the balance on the last day of the relevant month. Any portion of the balance available for investment is transferred into the Investment - Municipal Fund account in the following period. Funds held in the Cash at Bank - Municipal Fund continue to accrue interest as per the Westpac commercial rates.

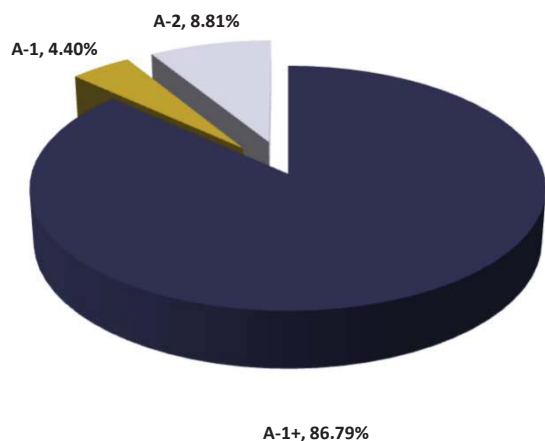
EMRC Investment Report

November 2020

I. Overall Portfolio Limits

S&P Long Term Rating	S&P Short Term Rating	% Portfolio	Investment Maximum %
AAA	A-1+	86.79%	100.00%
AA	A-1	4.40%	100.00%
BBB	A-2	8.81%	15.00%
		100.00%	

Investment by S&P Rating



II. Single Entity Exposure

	S&P Long Term Rating	S&P Short Term Rating	% Portfolio	
AMP	BBB	A-2	4.40%	
ANZ Banking Group	AAA	A-1+	25.16%	
ME Bank	BBB	A-2	4.40%	*
NAB	AAA	A-1+	33.97%	
Rural Bank	BBB	A-2	0.00%	*
Westpac / St. George Bank	AAA	A-1+	27.67%	
Suncorp	AA	A-1	0.00%	*
Bank of Queensland	BBB	A-2	0.00%	
Macquarie Bank	AA	A-1	4.40%	
			100.00%	

* Non-Fossil Fuel ADI (Authorised Deposit Taking Institution)

III. Term to Maturity Framework

Maturity Profile	Investment Policy Guidelines		
	% Portfolio	% Min	% Max
Less Than 1 Year	100.00%	40%	100%
Greater than 1 year & less than or equal to 3 years	0.00%	0%	60%
	100.00%		

IV. Fossil Fuel Divestment

	% Portfolio
Non-Fossil Fuel ADI's	4.40%
Fossil Fuel ADI's	95.60%
	100.00%

NB: This report is consistent with the reporting requirements of the Policy 3.3 - Management of Investments Policy



14.3 FINANCIAL REPORT FOR PERIOD ENDED 31 DECEMBER 2020

REFERENCE: D2021/02118

PURPOSE OF REPORT

The purpose of this report is to provide Council with an overview of the EMRC's financial performance for the period ended 31 December 2020.

KEY POINTS AND RECOMMENDATION(S)

- Significant year to date budget variances greater than 10% or \$20,000, whichever is the greater, within each nature and type category on the Statement of Financial Activity as at 31 December 2020 have been identified and are reported on in the body of the report.

Recommendation(s)

That Council receives the Statement of Comprehensive Income, Capital Expenditure Statement, Statement of Financial Position, Statement of Cash and Investments and the Investment Report for the period ended 31 December 2020.

SOURCE OF REPORT

Chief Financial Officer

BACKGROUND

It is a requirement of the *Local Government (Financial Management) Regulations 1996* (r.34) that a Local Government is to prepare and present to Council financial reports in such a form as the Local Government considers to be appropriate.

Submitted to each meeting of Council is a financial report and summaries which provide an overview of year to date budget performance for operating activities and capital works. Variances greater than 10% or \$20,000, whichever is the greater, within each nature and type category on the Statement of Comprehensive Income are reported on in the body of the report. Also included are end of year forecasts by nature and type for operating activities and end of year forecasts for each capital works project. These forecasts are reviewed regularly in order to provide an accurate forecast of the end of year result.

The half year budget review is scheduled to be undertaken during January/February 2021.

REPORT

Outlined below are financial statements for the period ended 31 December 2020. Where possible the year to date monthly budget allocations will be reviewed in order to match the appropriate timing for the various projects budgeted to be undertaken. This will provide a better comparison between the year to date actual and year to date budget figures.

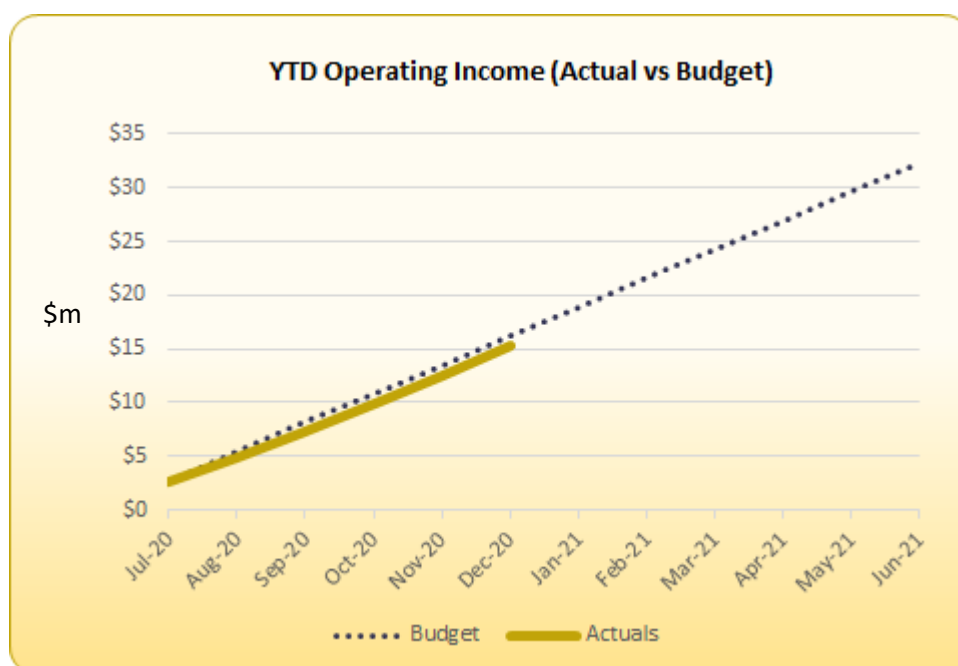


Item 14.3 continued

Statement of Comprehensive Income - Nature and Type (refer Attachment 1)

The net operating result as at 31 December 2020 is an unfavourable variance of \$162,343 (4.42%) against budget. The following information is provided on key aspects of Council's year to date financial performance:

<u>Operating Income</u>	<i>Actuals for the Year</i>	An unfavourable variance of \$995,732 (6.13%).
	<i>End of Year Forecast</i>	As per budget - not yet due to be reviewed.



Operating Income variances previously reported to Council:

1. Year to date Net User Charges is \$1,276,992 (11.75%) below the budget of \$10,867,105. The variance is due to the lower than budgeted Commercial tonnages received as at 31 December 2020.
2. Year to date Operating Grants is \$192,937 (964.69%) above the budget of \$20,000. The variance is due to the carried forward of unspent grant funds totalling \$81,406 from the 2019/2020 financial year relating to various projects together with the following successful grant not previously budgeted for that have been received:
 - \$65,775 - Tackling the Troublesome Two Project; and
 - \$50,000 - Circular Economy Training and Capacity Building Project.

Operating Income variances not previously reported to Council:

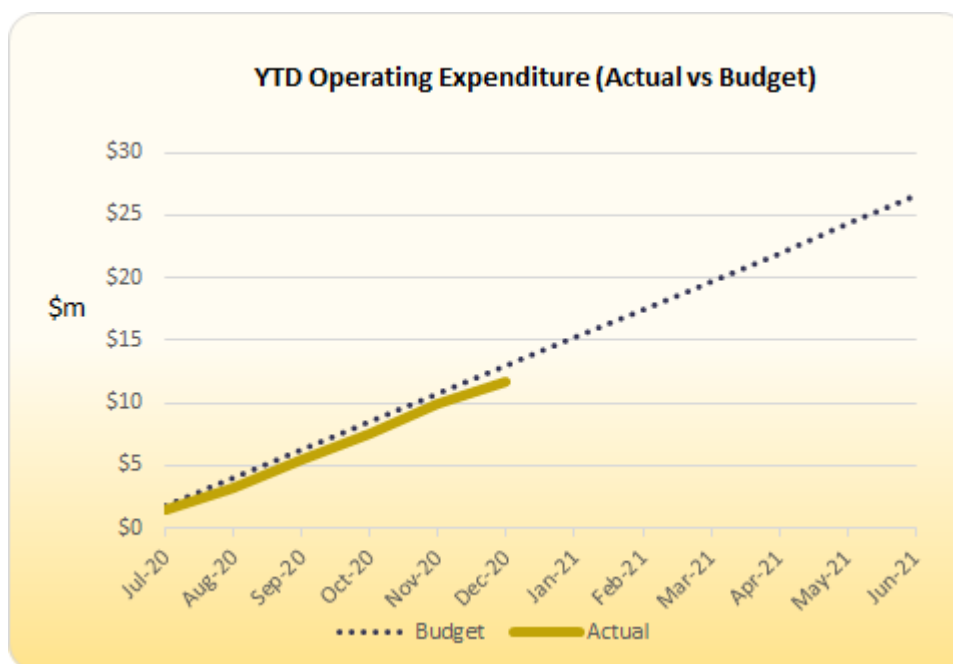
3. Year to date Reimbursements is \$159,390 (27.37%) above the budget of \$582,309. The variance relates to the reimbursement of repair costs resulting from fire damage to the Hamel Shredder that was used to process mattresses at the Hazelmere Resource Recovery Facility (HRRF).

There were no further significant Operating Income variances as at 31 December 2020.



Item 14.3 continued

<u>Operating Expenditure</u>	Actuals for the Year	A favourable variance of \$833,389 (6.62%).
	End of Year Forecast	As per budget - not yet due to be reviewed.



Operating Expenditure variances previously reported to Council:

1. Year to date Material Expenses of \$523,583 is \$100,531 (16.11%) below the budget of \$624,114 due to the timing of various projects from different business units. Areas where the expenditures are lower than budget for various directorates/business units include: CEO's Team/Business Support/Miscellaneous (\$11,843), Sustainability (\$189), Operations (\$40,657) and Projects (\$47,842).
2. Year to date Fuel Expenses of \$260,950 is below the budget by \$110,582 (29.76%). The variance is attributable to the lower purchase price of distillate compared to budget together with the lower level of commercial tonnages received to date compared to budget.

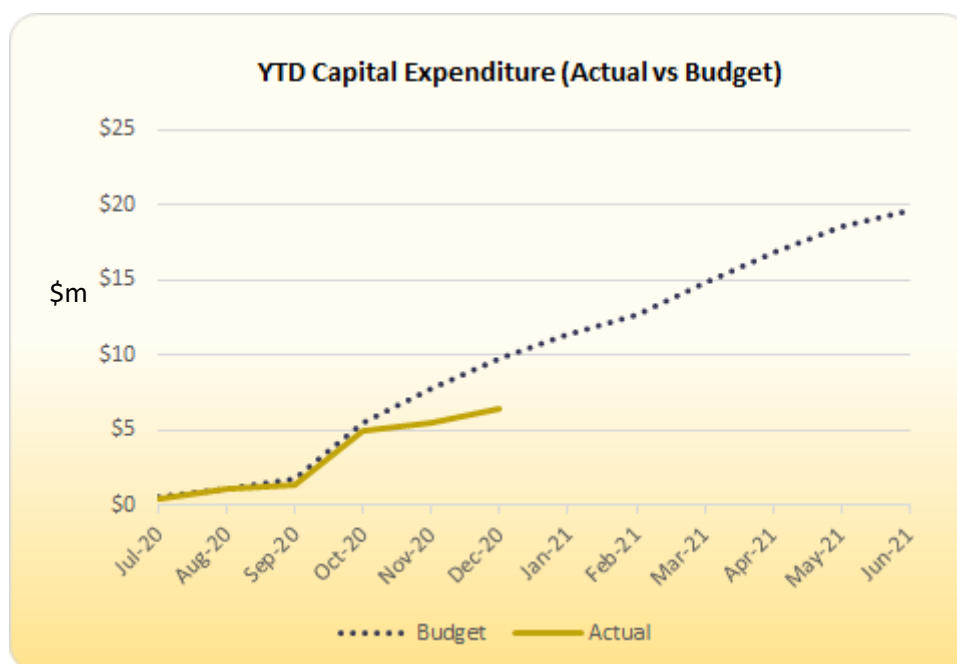
There were no further significant Operating Expenditure variances as at 31 December 2020.



Item 14.3 continued

Capital Expenditure Statement (refer Attachment 2)

<u>Capital Expenditure</u>	<i>Actuals for the Year</i>	An underspent variance of \$1,761,843.
	<i>End of Year Forecast</i>	As per budget - not yet due to be reviewed.



Capital Expenditure variances:

An underspent variance of \$1,761,843 existed as at 31 December 2020 when compared to the year to date budget of \$8,185,799.

Major capital expenditures to 31 December 2020 include:

- Purchase Waste Management Land - Red Hill Landfill Facility (RHLF) - \$2,015,907;
- Develop Lots 8, 9 & 10 For Future Waste Activities - RHLF - \$1,032,815;
- Refurbish Plant - Hazelmere Resource Recovery Park (HRRP) - \$404,984;
- Purchase FOGO Processing Plant - RHLF - \$403,617;
- Construct and Commission HRRP - WWtE Building - \$388,461;
- Construct Class III Cell - Stage 16 - RHLF - \$356,150;
- Purchase Plant and Equipment - HRRP - WWtE - \$309,601;
- Purchase / Replace Plant - RHLF - \$246,372;
- Purchase/Replace Vehicles - Ascot Place and RHLF - \$239,573;
- Construct Site Infrastructure - HRRP - \$207,545;
- Construct Leachate and Stormwater Infrastructure and Siltation Ponds - RHLF - \$194,407;
- Construct FOGO Processing Area - RHLF - \$125,194;
- Construct Access Road to Lots 8, 9 and 10 - RHLF - \$122,858;
- Implementation of the FOGO Recovery Strategy - RHLF - \$100,609; and
- Refurbish Plant - RHLF - \$78,158;



Item 14.3 continued

Major capital expenditure projects that are underspent compared to the year to date budget as at 31 December 2020 include:

- Develop Lots 8, 9 & 10 For Future Waste Activities - RHLF - \$755,146;
- Construct Class III Cell - Stage 16 - RHLF - \$554,508;
- Purchase WWtE Plant and Equipment – HRRP - \$436,015; and
- Purchase / Replace Plant - RHLF - \$385,000.

The underspends are principally due to the timing of the projects and/or purchases. It is expected that the budgeted capital expenditure will be utilised during the year, and will be in line with budget or forecast provisions as applicable.

The capital expenditure budget spread for 2020/2021 is constantly reviewed to provide a more accurate indication of when capital expenditure projects and purchases have been programmed to be undertaken for reporting and cash flow purposes.

Statement of Financial Position (refer Attachment 3)

The Statement of Financial Position shows the overall impact of actual balances compared with budget provisions and end of year forecasts for operating and capital works activities.

Total Equity as at 31 December 2020 totals \$187,960,029. This is an increase of \$3,508,149 from the 30 June 2020 equity of \$184,451,880 and represents the net change in assets from operations.

As end of year forecasts are yet to be reviewed, the forecast balances as at 31 December 2020 are as per the budget estimates.

Statement of Cash and Investments (refer Attachment 4)

The level of cash and investments in the Municipal Fund as at 31 December 2020 is \$7,081,707 and Restricted Cash amount to \$76,709,526.

The net movement for the month is an increase of \$214,339.

As end of year forecasts are yet to be reviewed, the forecast balances as at 31 December 2020 are as per the budget estimates.

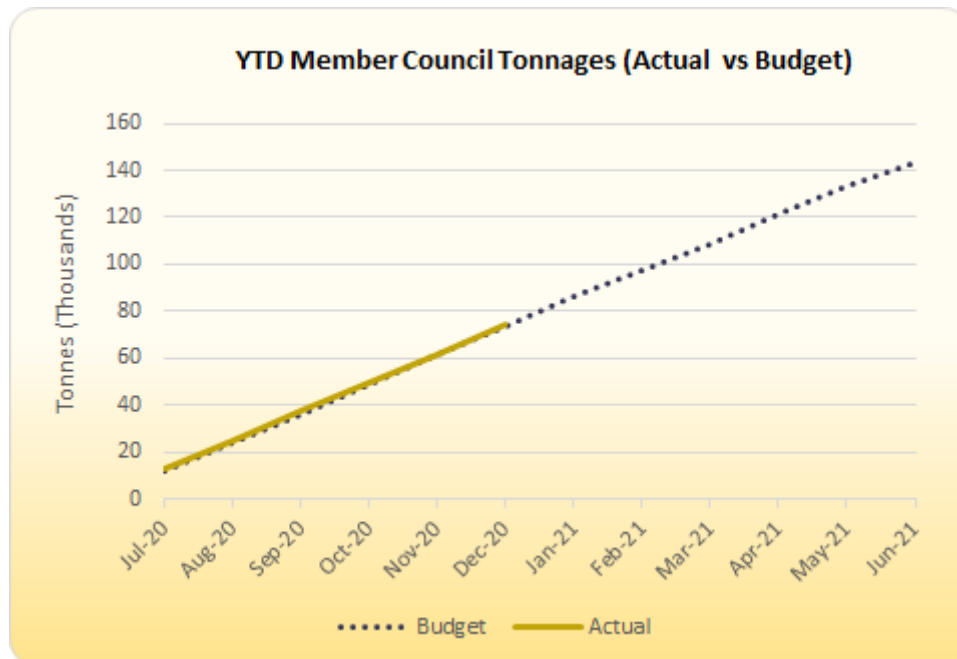
Investment Report (refer Attachment 5)

Term deposits valued at \$3,500,000 matured during December 2020 and were reinvested into further term deposits.



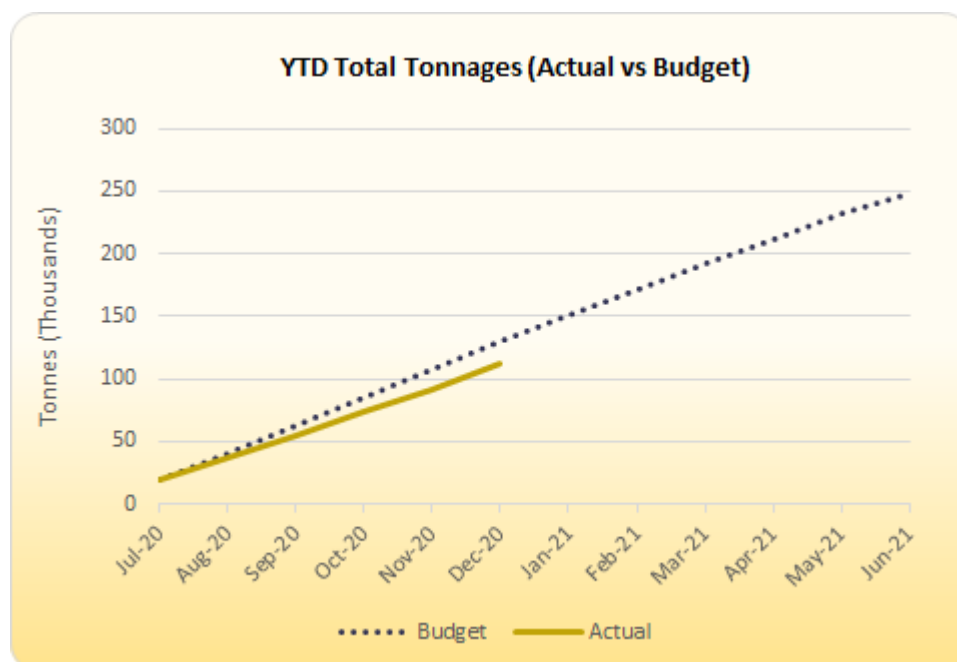
Item 14.3 continued

Tonnages - Member Councils



YTD tonnages received from member Councils total 73,930 compared to the budget of 73,501. As at the same period in 2019/2020 tonnages from member Councils totalled 70,549.

Tonnages - Total Tonnages



YTD total tonnages received from all source total 111,765 compared to the budget of 129,746. As at the same period in 2019/2020 tonnages received from all sources totalled 127,836.



Item 14.3 continued

STRATEGIC/POLICY IMPLICATIONS

Key Result Area 3 - Good Governance

3.3 To provide responsible and accountable governance and management of the EMRC

3.4 To continue to improve financial and asset management practices

FINANCIAL IMPLICATIONS

As outlined within the report and attachments.

SUSTAINABILITY IMPLICATIONS

Nil

RISK MANAGEMENT

RISK: Non-compliance with Financial Regulations		
Consequence	Likelihood	Rating
Moderate	Unlikely	Moderate
Action / Strategy		
<ul style="list-style-type: none"> The financial report is scrutinised by the EMRC Council to ensure that all statutory requirements are met. Internal Audit reviews to ensure compliance with Financial Regulations. External Audit confirms compliance. 		

MEMBER COUNCIL IMPLICATIONS

Member Council

Town of Bassendean
 City of Bayswater
 City of Belmont
 City of Kalamunda
 Shire of Mundaring
 City of Swan

Implication Details

} As outlined in the report.



Item 14.3 continued

ATTACHMENT(S)

1. Statement of Comprehensive Income by Nature and Type (Ref: D2021/02119)
2. Capital Expenditure Statement (Ref: D2021/02120)
3. Statement of Financial Position (Ref: D2021/02121)
4. Statement of Cash and Investments (Ref: D2021/02122)
5. Investment Report (Ref: D2021/02123)

VOTING REQUIREMENT

Simple Majority

RECOMMENDATION(S)

That Council receives the Statement of Comprehensive Income, Capital Expenditure Statement, Statement of Financial Position, Statement of Cash and Investments and the Investment Report for the period ended 31 December 2020.

COUNCIL RESOLUTION(S)

MOVED CR CONGERTON

SECONDED CR HAMILTON

THAT COUNCIL RECEIVES THE STATEMENT OF COMPREHENSIVE INCOME, CAPITAL EXPENDITURE STATEMENT, STATEMENT OF FINANCIAL POSITION, STATEMENT OF CASH AND INVESTMENTS AND THE INVESTMENT REPORT FOR THE PERIOD ENDED 31 DECEMBER 2020.

CARRIED UNANIMOUSLY



STATEMENT OF COMPREHENSIVE INCOME

Nature and Type

Year to Date

DECEMBER 2020

Full Year

Actual	Budget	Variance			Forecast	Budget	Variance		
Operating Income									
\$16,382,410	\$18,119,293	(\$1,736,883)	(U)	User Charges	\$35,838,110	\$35,838,110	\$0	(F)	
(\$6,792,297)	(\$7,252,188)	\$459,891	(F)	<u>Less</u> Landfill Levy Charges	(\$14,504,393)	(\$14,504,393)	\$0	(F)	
\$9,590,113	\$10,867,105	(\$1,276,992)	(U)	Net User Charges	\$21,333,717	\$21,333,717	\$0	(F)	
\$249,286	\$246,550	\$2,736	(F)	Special Charges	\$482,683	\$482,683	\$0	(F)	
\$2,706,528	\$2,689,658	\$16,870	(F)	Secondary Waste Charge	\$4,738,691	\$4,738,691	\$0	(F)	
\$238,871	\$244,715	(\$5,844)	(U)	Contributions	\$423,955	\$423,955	\$0	(F)	
\$212,937	\$20,000	\$192,937	(F)	Operating Grants	\$415,000	\$415,000	\$0	(F)	
\$61,920	\$74,996	(\$13,076)	(U)	Interest Municipal Cash Investments	\$170,000	\$170,000	\$0	(F)	
\$416,829	\$460,958	(\$44,129)	(U)	Interest Restricted Cash Investments	\$929,975	\$929,975	\$0	(F)	
\$741,699	\$582,309	\$159,390	(F)	Reimbursements	\$1,060,390	\$1,060,390	\$0	(F)	
\$822,067	\$865,873	(\$43,806)	(U)	Other	\$2,440,311	\$2,440,311	\$0	(F)	
\$216,182	\$200,000	\$16,182	(F)	Proceeds from Sale of Assets	\$275,000	\$275,000	\$0	(F)	
\$15,256,432	\$16,252,164	\$995,732	(U)	Total Operating Income	\$32,269,722	\$32,269,722	\$0	(F)	
Operating Expenditure									
\$4,905,964	\$5,198,809	\$292,845	(F)	Salary Expenses	\$10,801,281	\$10,801,281	\$0	(F)	
\$2,501,355	\$2,571,848	\$70,493	(F)	Contract Expenses	\$5,627,716	\$5,627,716	\$0	(F)	
\$523,583	\$624,114	\$100,531	(F)	Material Expenses	\$1,555,489	\$1,555,489	\$0	(F)	
\$133,546	\$151,712	\$18,166	(F)	Utility Expenses	\$356,911	\$356,911	\$0	(F)	
\$260,950	\$371,532	\$110,582	(F)	Fuel Expenses	\$827,183	\$827,183	\$0	(F)	
\$166,979	\$159,072	(\$7,907)	(U)	Insurance Expenses	\$318,484	\$318,484	\$0	(F)	
\$2,156,484	\$2,321,864	\$165,380	(F)	Depreciation Expenses	\$5,537,697	\$5,537,697	\$0	(F)	
\$527,747	\$582,165	\$54,418	(F)	Miscellaneous Expenses	\$1,293,452	\$1,293,452	\$0	(F)	
\$411,433	\$450,318	\$38,885	(F)	Provision Expenses	\$900,658	\$900,658	\$0	(F)	
\$0	\$0	\$0	(F)	Costs Allocated	(\$854,401)	(\$854,401)	\$0	(F)	
\$160,242	\$150,238	(\$10,004)	(U)	Carrying Amount of Assets Disposed Of	\$252,738	\$252,738	\$0	(F)	
\$11,748,283	\$12,581,672	\$833,389	(F)	Total Operating Expenditure	\$26,617,208	\$26,617,208	\$0	(F)	
\$3,508,149	\$3,670,492	(\$162,343)	(U)	NET RESULT BEFORE OTHER COMPREHENSIVE INCOME	\$5,652,514	\$5,652,514	\$0	(F)	
Surplus	Surplus				Surplus	Surplus			
Realised/Unrealised (Gain)/Loss From Change in Fair Value of Investments									
\$0	\$0	\$0	(F)	Unrealised (Gain)/Loss	\$0	\$0	\$0	(F)	
\$0	\$0	\$0	(F)	Realised (Gain)/Loss	\$0	\$0	\$0	(F)	
\$0	\$0	\$0	(F)	Total (Gain)/Loss from change in Fair Value of Investments	\$0	\$0	\$0	(F)	
Other Comprehensive Income									
\$0	\$0	\$0	(F)	Revaluation of Assets/Accumulated Depreciation Reversal	\$0	\$0	\$0	(F)	
\$0	\$0	\$0	(F)	Other Comprehensive Income	\$0	\$0	\$0	(F)	
\$0	\$0	\$0	(F)	Total Other Comprehensive Income	\$0	\$0	\$0	(F)	
\$3,508,149	\$3,670,492	(\$162,343)	(U)	CHANGE IN NET ASSETS FROM OPERATIONS	\$5,652,514	\$5,652,514	\$0	(F)	
Surplus	Surplus				Surplus	Surplus			

Notes:

1. User Charges - include member Councils and casual users pertaining to waste, risk management and environmental services fees and charges;
2. Special Charges - Waste Education Levy;
3. Contributions - member Councils' contributions to projects and services;
4. Operating Grants - grant income predominantly from government agencies; and
5. Other Operating Income - includes income from the sale of products;

(F) denotes Favourable variance and (U) denotes Unfavourable variance



CAPITAL EXPENDITURE STATEMENT

DECEMBER 2020

Year to Date			On Order		Full Year		
Actual	Budget	Variance			Forecast	Budget	Variance
Business Support							
\$120,741	\$121,000	\$259	\$891	Purchase Vehicles - Ascot Place (24440/00)	\$200,000	\$200,000	\$0
\$0	\$15,000	\$15,000	\$0	Purchase Furniture Fittings & Equipment - Corporate Services (24510/01)	\$62,000	\$62,000	\$0
\$5,725	\$43,000	\$37,275	\$15,999	Purchase Information Technology & Communication Equipment (24550/00)	\$464,000	\$405,000	(\$59,000)
\$10,292	\$73,702	\$63,410	\$3,049	Capital Improvement Administration Building - Ascot Place (25240/01)	\$458,000	\$308,000	(\$150,000)
\$0	\$5,000	\$5,000	\$0	Upgrade Security Equipment - Ascot Place (25530/01)	\$5,000	\$5,000	\$0
\$136,758	\$257,702	\$120,944	\$19,939		\$1,189,000	\$980,000	(\$209,000)



CAPITAL EXPENDITURE STATEMENT

DECEMBER 2020

Year to Date			On Order		Full Year		
Actual	Budget	Variance			Forecast	Budget	Variance
Sustainability Team							
\$0	\$0	\$0	\$41,799	Purchase Polystyrene Compactor (Grant allocation) (24410/13)	\$44,990	\$0	(\$44,990)
\$0	\$0	\$0	\$41,799		\$44,990	\$0	(\$44,990)



CAPITAL EXPENDITURE STATEMENT

DECEMBER 2020

Year to Date			On Order		Full Year		
Actual	Budget	Variance			Forecast	Budget	Variance
Operations Team							
\$246,372	\$631,372	\$385,000	\$0	Purchase / Replace Plant - Red Hill Landfill Facility (24410/00)	\$1,856,842	\$1,935,000	\$78,158
(\$30,958)	\$50,000	\$80,958	\$167,600	Purchase / Replace Plant - Hazelmere (24410/01)	\$595,000	\$595,000	\$0
\$10,360	\$115,360	\$105,000	\$103,500	Purchase / Replace Minor Plant and Equipment-Red Hill Landfill Facility (24420/00)	\$525,000	\$525,000	\$0
\$0	\$0	\$0	\$0	Purchase / Replace Minor Plant and Equipment - Hazelmere (24420/02)	\$34,000	\$34,000	\$0
\$118,832	\$54,000	(\$64,832)	\$891	Purchase / Replace Vehicles - Red Hill Landfill Facility (24430/00)	\$129,000	\$129,000	\$0
\$5,315	\$0	(\$5,315)	\$0	Purchase / Replace Office Equipment - Red Hill Landfill Facility (24510/08)	\$5,315	\$0	(\$5,315)
\$0	\$0	\$0	\$0	Purchase Fire Fighting System/Equipment - Hazelmere (24520/07)	\$5,000	\$10,000	\$5,000
\$6,670	\$0	(\$6,670)	\$21,850	Purchase / Replace Security System - Red Hill Waste Management Facility (24530/08)	\$170,000	\$170,000	\$0
\$11,356	\$31,356	\$20,000	\$0	Purchase / Replace Other Equipment - Red Hill Landfill Facility (24590/00)	\$74,685	\$80,000	\$5,315
\$78,158	\$0	(\$78,158)	\$0	Refurbish Plant - Red Hill Landfill Facility (25410/00)	\$78,158	\$0	(\$78,158)
\$404,984	\$0	(\$404,984)	\$0	Refurbish Plant - Hazelmere (25410/01)	\$404,984	\$0	(\$404,984)
\$851,089	\$882,088	\$30,999	\$293,841		\$3,877,984	\$3,478,000	(\$399,984)

CAPITAL EXPENDITURE STATEMENT

DECEMBER 2020

Year to Date			On Order	Full Year			
Actual	Budget	Variance		Forecast	Budget	Variance	
Projects Team							
\$2,015,907	\$2,014,452	(\$1,455)	\$0	Purchase Waste Management Land (24150/02)	\$2,015,907	\$2,235,000	\$219,093
\$0	\$25,000	\$25,000	\$0	Construct Waste Management Facility Buildings - Red Hill Landfill Facility (24250/01)	\$20,000	\$200,000	\$180,000
\$25,689	\$271,666	\$245,978	\$78,241	Construct Workshop No 3 - Red Hill Landfill Facility (24250/08)	\$175,689	\$800,500	\$624,812
\$388,461	\$181,750	(\$206,711)	\$1,426	Construct Wood Waste to Energy Building - HRRP (24259/05)	\$586,461	\$181,750	(\$404,711)
\$57,837	\$100,000	\$42,163	\$0	Construct Community Recycling Centre (CRC) - HRRP (24259/06)	\$130,000	\$100,000	(\$30,000)
\$5,253	\$55,253	\$50,001	\$119,415	Construct Commercial Transfer Station - HRRP (24259/10)	\$135,000	\$100,000	(\$35,000)
\$60,654	\$0	(\$60,654)	\$1,289,069	Construct Site Workshop - HRRP (24259/13)	\$1,526,404	\$0	(\$1,526,404)
\$0	\$0	\$0	\$0	Upgrade Power Supply to Workshop No 2 - Red Hill Landfill Facility (24259/15)	\$0	\$250,000	\$250,000
\$3,240	\$0	(\$3,240)	\$0	Construct Class III Cell Stage 14 - Red Hill Landfill Facility (24310/12)	\$3,240	\$0	(\$3,240)
\$356,150	\$910,658	\$554,508	\$1,726,668	Construct Class III Cell Stage 16 - Red Hill Landfill Facility (24310/19)	\$3,171,717	\$3,746,002	\$574,285
\$0	\$0	\$0	\$0	Construct Class III Cell Stage 17 - Red Hill Landfill Facility (24310/21)	\$0	\$250,000	\$250,000
\$0	\$0	\$0	\$0	Design and Construct Class IV Cell Stage 3 - Red Hill Landfill Facility (24330/05)	\$150,000	\$0	(\$150,000)
\$194,407	\$100,000	(\$94,407)	\$29,205	Construct Leachate and Stormwaste Infrastructure and Siltation Ponds - Red Hill Landfill Facility (24350/01)	\$284,074	\$400,000	\$115,926

CAPITAL EXPENDITURE STATEMENT

DECEMBER 2020

Year to Date			On Order		Full Year		
Actual	Budget	Variance			Forecast	Budget	Variance
Projects Team							
\$0	\$0	\$0	\$24,998	Construct Roads / Carparks - Red Hill Landfill Facility (24370/00)	\$124,401	\$124,401	\$0
\$122,858	\$50,000	(\$72,858)	\$0	Construct Access Road to Lots 8 9 10 - Red Hill Landfill Facility (24370/02)	\$250,000	\$50,000	(\$200,000)
\$0	\$70,000	\$70,000	\$0	Construct Drainage Diversion and Earthworks Infrastructures - Red Hill Landfill Facility (24380/00)	\$50,000	\$250,000	\$200,000
\$0	\$0	\$0	\$0	Construct Litter Fence - Redhill Landfill Facility (24394/05)	\$0	\$50,000	\$50,000
\$0	\$50,000	\$50,000	\$0	Resource Recovery Park - Noise Control Fencing (24394/06)	\$150,000	\$150,000	\$0
\$0	\$0	\$0	\$0	Construct Hardstand and Road - Hazelmere (24395/01)	\$0	\$55,000	\$55,000
\$125,194	\$0	(\$125,194)	\$0	Construct FOGO Processing Area - Red Hill Landfill Facility (24395/05)	\$130,000	\$0	(\$130,000)
\$0	\$0	\$0	\$0	Undertake FOGO Reference Site Tours (24395/06)	\$0	\$62,500	\$62,500
\$100,609	\$0	(\$100,609)	\$0	Implimentation of the FOGO Recovery Strategy (24395/07)	\$400,000	\$0	(\$400,000)
\$22,000	\$20,000	(\$2,000)	\$0	Construct Monitoring Bores - Red Hill Landfill Facility (24396/00)	\$50,000	\$20,000	(\$30,000)
\$0	\$0	\$0	\$0	Construct Monitoring Bores - Hazelmere (24396/02)	\$35,000	\$0	(\$35,000)
\$207,545	\$261,677	\$54,132	\$24,095	Construct Site Infrastructure - HRRP (24399/01)	\$400,000	\$300,000	(\$100,000)
\$0	\$0	\$0	\$0	Construct Reuse Store Infrastructure (Car Park) - HRRP (24399/07)	\$0	\$250,000	\$250,000
\$0	\$15,000	\$15,000	\$0	Air Supply lines - Waste Management Structures - Red Hill Landfill Facility (24399/10)	\$25,000	\$75,000	\$50,000



CAPITAL EXPENDITURE STATEMENT

DECEMBER 2020

Year to Date			On Order		Full Year		
Actual	Budget	Variance			Forecast	Budget	Variance
Projects Team							
\$4,273	\$236,976	\$232,703	\$11,604	Wood Waste to Energy Utilities/Infrastructure - HRRP (24399/11)	\$344,273	\$515,000	\$170,727
\$0	\$0	\$0	\$0	Liquid Waste Project - Red Hill Landfill Facility (24399/16)	\$150,000	\$1,650,000	\$1,500,000
\$1,032,815	\$1,787,961	\$755,146	\$360,842	Develop Lots 8 9 & 10 For Future Waste Activities - Red Hill Landfill Facility (24399/19)	\$2,116,442	\$1,787,961	(\$328,481)
\$309,601	\$745,616	\$436,015	\$280,568	Purchase Wood Waste to Energy Plant & Equipment - HRRP (24410/03)	\$309,601	\$855,000	\$545,399
\$403,617	\$150,000	(\$253,617)	\$1,500	Purchase FOGO Processing Plant - Red Hill Landfill Facility (24410/10)	\$405,702	\$150,000	(\$255,702)
\$0	\$0	\$0	\$0	Liquid Waste Project Plant - Red Hill Landfill Facility (24410/11)	\$0	\$550,000	\$550,000
\$5,436,108	\$7,046,009	\$1,609,901	\$3,947,629		\$13,138,910	\$15,158,114	\$2,019,204
\$6,423,956	\$8,185,799	\$1,761,843 (F)	\$4,303,208	TOTAL CAPITAL EXPENDITURE	\$18,250,884	\$19,616,114	\$1,365,230



STATEMENT OF FINANCIAL POSITION

DECEMBER 2020

Actual June 2020	Actual Year to Date	(F) = Favourable variation (U) = Unfavourable variation	Full Year		
			Forecast	Budget	Variance
Current Assets					
\$1,102,124	\$3,930,820	Cash and Cash Equivalents	\$1,109,530	\$1,109,530	\$0 (F)
\$85,324,608	\$79,860,413	Investments	\$71,082,961	\$71,082,961	\$0 (F)
\$2,987,058	\$4,112,004	Trade and Other Receivables	\$2,716,470	\$2,716,470	\$0 (F)
\$39,035	\$50,380	Inventories	\$54,739	\$54,739	\$0 (F)
\$67,382	\$454,503	Other Assets	\$42,555	\$42,555	\$0 (F)
\$89,520,206	\$88,408,120	Total Current Assets	\$75,006,255	\$75,006,255	\$0 (F)
Current Liabilities					
\$6,160,299	\$5,235,859	Trade and Other Payables	\$5,541,725	\$5,541,725	\$0 (F)
\$1,835,255	\$1,835,255	Provisions	\$1,676,448	\$1,676,448	\$0 (F)
\$7,995,554	\$7,071,114	Total Current Liabilities	\$7,218,173	\$7,218,173	\$0 (F)
\$81,524,652	\$81,337,006	Net Current Assets	\$67,788,082	\$67,788,082	\$0 (F)
Non Current Assets					
\$50,570,000	\$52,585,907	Land	\$52,805,000	\$52,805,000	\$0 (F)
\$7,292,678	\$7,235,729	Buildings	\$11,071,240	\$11,071,240	\$0 (F)
\$21,123,020	\$20,014,975	Structures	\$30,764,213	\$30,764,213	\$0 (F)
\$12,895,549	\$13,387,414	Plant	\$18,788,644	\$18,788,644	\$0 (F)
\$606,150	\$559,856	Equipment	\$1,080,598	\$1,080,598	\$0 (F)
\$135,079	\$130,728	Furniture and Fittings	\$158,299	\$158,299	\$0 (F)
\$17,736,763	\$20,551,858	Work in Progress	\$13,411,330	\$13,411,330	\$0 (F)
\$110,359,239	\$114,466,467	Total Non Current Assets	\$128,079,324	\$128,079,324	\$0 (F)
Non Current Liabilities					
\$7,432,011	\$7,843,444	Provisions	\$5,634,031	\$5,634,031	\$0 (F)
\$7,432,011	\$7,843,444	Total Non Current Liabilities	\$5,634,031	\$5,634,031	\$0 (F)
\$184,451,880	\$187,960,029	Net Assets	\$190,233,375	\$190,233,375	\$0 (F)
Equity					
\$58,106,903	\$66,352,626	Accumulated Surplus/Deficit	\$75,379,157	\$75,379,157	\$0 (F)
\$75,968,089	\$75,968,089	Cash Backed Reserves	\$67,070,539	\$67,070,539	\$0 (F)
\$42,131,165	\$42,131,165	Asset Revaluation Reserve	\$42,131,165	\$42,131,165	\$0 (F)
\$8,245,723	\$3,508,149	Net change in assets from operations	\$5,652,514	\$5,652,514	\$0 (F)
\$184,451,880	\$187,960,029	Total Equity	\$190,233,375	\$190,233,375	\$0 (F)

CASH AND INVESTMENTS DECEMBER 2020

Actual June 2020	Actual Year to Date	(F) = Favourable variation (U) = Unfavourable variation	Full Year		
			Forecast	Budget	Variance
Municipal Cash and Investments					
1,098,174	3,926,770	Cash at Bank - Municipal Fund 01001/00	1,105,580	1,105,580	0 (F)
3,950	4,050	Cash on Hand 01019/00 - 02	3,450	3,450	0 (F)
9,031,911	3,150,887	Investments - Municipal Fund 02021/00	2,988,240	2,988,240	0 (F)
10,134,035	7,081,707	Total Municipal Cash	4,097,270	4,097,270	0 (F)
Restricted Cash and Investments					
141,856	142,567	Restricted Investments - Plant and Equipment 02022/01	267,120	267,120	0 (F)
4,986,647	5,011,658	Restricted Investments - Post Closure Site Rehabilitation Red Hill 02022/02	3,525,256	3,525,256	0 (F)
18,263,389	18,354,991	Restricted Investments - Future Development 02022/03	15,072,575	15,072,575	0 (F)
2,350,987	2,362,779	Restricted Investments - Environmental Monitoring Red Hill 02022/04	1,545,172	1,545,172	0 (F)
46,892	47,127	Restricted Investments - Environmental Insurance Red Hill 02022/05	57,268	57,268	0 (F)
15,631	15,709	Restricted Investments - Risk Management 02022/06	15,699	15,699	0 (F)
649,866	653,126	Restricted Investments - Class IV Cells Red Hill 02022/07	710,295	710,295	0 (F)
321,607	323,220	Restricted Investments - Regional Development 02022/08	322,511	322,511	0 (F)
45,240,494	45,467,401	Restricted Investments - Secondary Waste Processing 02022/09	44,803,335	44,803,335	0 (F)
2,873,244	2,887,655	Restricted Investments - Class III Cells 02022/10	482,686	482,686	0 (F)
78,920	79,316	Restricted Investments - Building Refurbishment (Ascot Place) 02022/11	79,259	79,259	0 (F)
324,608	360,413	Restricted Investments - Accrued Interest 02022/19	189,362	189,362	0 (F)
0	0	Restricted Investments - Unrealised Loss/Gain on Investments 02022/20	0	0	0 (F)
998,556	1,003,564	Restricted Investments - Long Service Leave 02022/90	1,024,683	1,024,683	0 (F)
76,292,697	76,709,526	Total Restricted Cash	68,095,221	68,095,221	0 (F)
86,426,732	83,791,233	TOTAL CASH AND INVESTMENTS	72,192,491	72,192,491	0 (F)

The Cash at Bank - Municipal Fund represents the balance on the last day of the relevant month. Any portion of the balance available for investment is transferred into the Investment - Municipal Fund account in the following period. Funds held in the Cash at Bank - Municipal Fund continue to accrue interest as per the Westpac commercial rates.

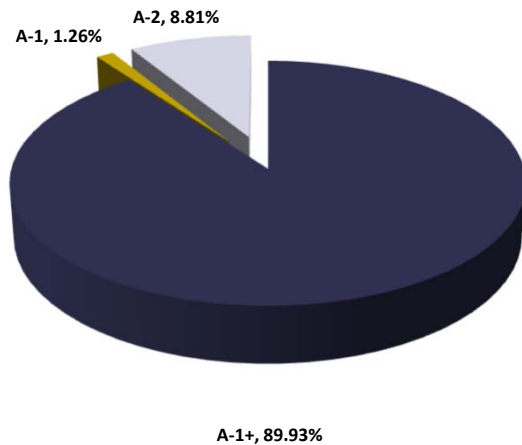
EMRC Investment Report

December 2020

I. Overall Portfolio Limits

S&P Long Term Rating	S&P Short Term Rating	% Portfolio	Investment Maximum %
AAA	A-1+	89.93%	100.00%
AA	A-1	1.26%	100.00%
BBB	A-2	8.81%	15.00%
		<u>100.00%</u>	

Investment by S&P Rating



II. Single Entity Exposure

	S&P Long Term Rating	S&P Short Term Rating	% Portfolio	
AMP	BBB	A-2	4.40%	
ANZ Banking Group	AAA	A-1+	25.16%	
ME Bank	BBB	A-2	4.40%	*
NAB	AAA	A-1+	37.11%	
Rural Bank	BBB	A-2	0.00%	*
Westpac / St. George Bank	AAA	A-1+	27.67%	
Suncorp	AA	A-1	0.00%	*
Bank of Queensland	BBB	A-2	0.00%	
Macquarie Bank	AA	A-1	1.26%	
			<u>100.00%</u>	

* Non-Fossil Fuel ADI (Authorised Deposit Taking Institution)

III. Term to Maturity Framework

Maturity Profile	Investment Policy Guidelines		
	% Portfolio	% Min	% Max
Less Than 1 Year	100.00%	40%	100%
Greater than 1 year & less than or equal to 3 years	0.00%	0%	60%
	<u>100.00%</u>		

IV. Fossil Fuel Divestment

	% Portfolio
Non-Fossil Fuel ADI's	4.40%
Fossil Fuel ADI's	95.60%
	<u>100.00%</u>

NB: This report is consistent with the reporting requirements of the Policy 3.3 - Management of Investments Policy



14.4 FINANCIAL REPORT FOR PERIOD ENDED 31 JANUARY 2021

REFERENCE: D2021/02199

PURPOSE OF REPORT

The purpose of this report is to provide Council with an overview of the EMRC's financial performance for the period ended 31 January 2021.

KEY POINTS AND RECOMMENDATION(S)

- Significant year to date budget variances greater than 10% or \$20,000, whichever is the greater, within each nature and type category on the Statement of Financial Activity as at 31 January 2021 have been identified and are reported on in the body of the report.

Recommendation(s)

That Council receives the Statement of Comprehensive Income, Capital Expenditure Statement, Statement of Financial Position, Statement of Cash and Investments and the Investment Report for the period ended 31 January 2021.

SOURCE OF REPORT

Chief Financial Officer

BACKGROUND

It is a requirement of the *Local Government (Financial Management) Regulations 1996* (r.34) that a Local Government is to prepare and present to Council financial reports in such a form as the Local Government considers to be appropriate.

Submitted to each meeting of Council is a financial report and summaries which provide an overview of year to date budget performance for operating activities and capital works. Variances greater than 10% or \$20,000, whichever is the greater, within each nature and type category on the Statement of Comprehensive Income are reported on in the body of the report. Also included are end of year forecasts by nature and type for operating activities and end of year forecasts for each capital works project. These forecasts are reviewed regularly in order to provide an accurate forecast of the end of year result.

The half year budget review is currently in the process of being undertaken during January/February 2021.

REPORT

Outlined below are financial statements for the period ended 31 January 2021. Where possible the year to date monthly budget allocations will be reviewed in order to match the appropriate timing for the various projects budgeted to be undertaken. This will provide a better comparison between the year to date actual and year to date budget figures.

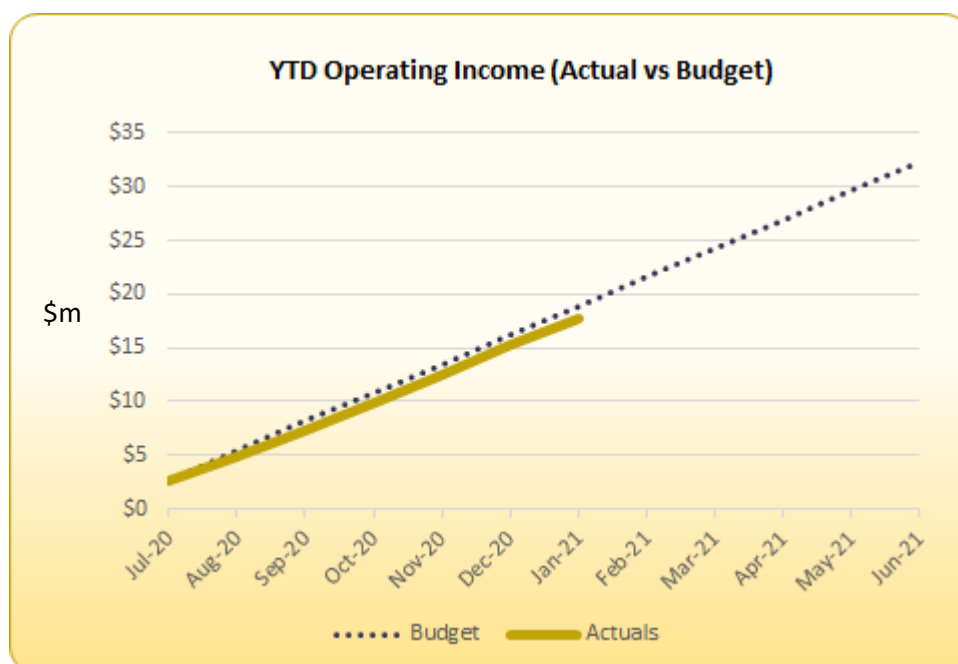


Item 14.4 continued

Statement of Comprehensive Income - Nature and Type (refer Attachment 1)

The net operating result as at 31 January 2021 is an unfavourable variance of \$724,914 (16.26%) against budget. The following information is provided on key aspects of Council's year to date financial performance:

<u>Operating Income</u>	<i>Actuals for the Year</i>	An unfavourable variance of \$1,408,548 (7.37%).
	<i>End of Year Forecast</i>	As per budget - currently in the process of being reviewed.



Operating Income variances previously reported to Council:

1. Year to date Net User Charges is \$1,783,335 (14.03%) below the budget of \$12,714,307. The variance is due to the lower than budgeted Commercial tonnages received as at 31 January 2021.
2. Year to date Operating Grants is \$192,937 (266.12%) above the budget of \$72,500. The variance is due to the carried forward of unspent grant funds totalling \$81,406 from the 2019/2020 financial year relating to various projects together with the following successful grant not previously budgeted for that have been received:
 - \$65,775 - Tackling the Troublesome Two Project; and
 - \$50,000 - Circular Economy Training and Capacity Building Project.
3. Year to date Reimbursements is \$151,362 (20.19%) above the budget of \$749,815. The variance relates to the reimbursement of repair costs resulting from fire damage to the Hamel Shredder that was used to process mattresses at the Hazelmere Resource Recovery Facility (HRRF).

Operating Income variances not previously reported to Council:

4. Year to date Contributions is \$63,960 (19.11%) above the budget of \$334,725. The variance is due to the carried forward contribution funds totalling \$71,738 relating to the Environmental Building Benchmarking Project not previously budgeted for as part of the 2020/2021 Annual Financial Budget.

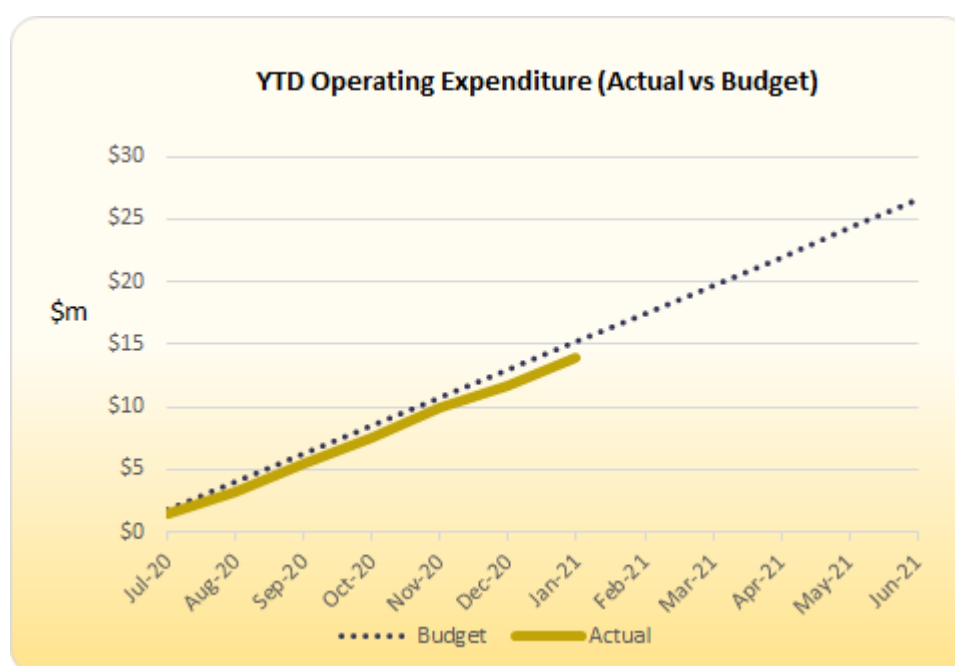


Item 14.4 continued

5. Year to date Interest on Restricted Cash Investments is \$63,091 (11.72%) below the budget of \$538,451. The variance is due to the lower interest rates on investments being obtained. The average interest rate as at 31 January 2021 is 1.055 % compared to the budgeted interest rate of 1.14%

There were no further significant Operating Income variances as at 31 January 2021.

<u>Operating Expenditure</u>	Actuals for the Year	A favourable variance of \$683,634 (4.67%).
	End of Year Forecast	As per budget - currently in the process of being reviewed.



Operating Expenditure variances previously reported to Council:

1. Year to date Fuel Expenses of \$312,200 is below the budget by \$135,254 (30.23%). The variance is attributable to the lower purchase price of distillate compared to budget together with the lower level of commercial tonnages received to date compared to budget.

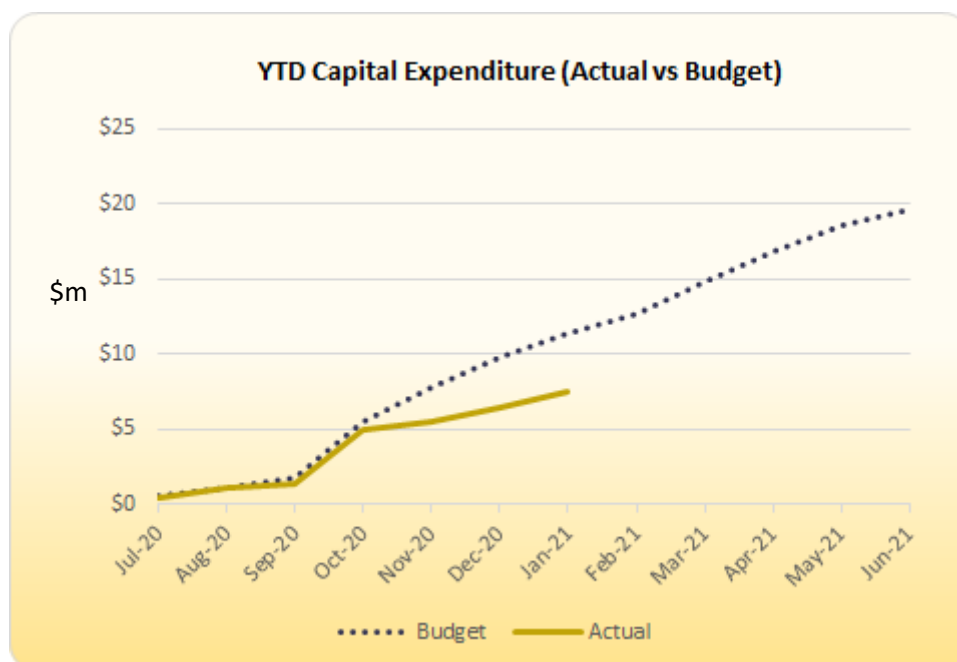
There were no further significant Operating Expenditure variances as at 31 January 2021.



Item 14.4 continued

Capital Expenditure Statement (refer Attachment 2)

<u>Capital Expenditure</u>	<i>Actuals for the Year</i>	An underspent variance of \$2,561,496.
	<i>End of Year Forecast</i>	As per budget - currently in the process of being reviewed.



Capital Expenditure variances:

An underspent variance of \$2,561,496 existed as at 31 January 2021 when compared to the year to date budget of \$9,995,908.

Major capital expenditures to 31 January 2021 include:

- Purchase Waste Management Land - Red Hill Landfill Facility (RHLF) - \$2,015,907;
- Develop Lots 8, 9 & 10 For Future Waste Activities - RHLF - \$1,306,617;
- Construct Class III Cell - Stage 16 - RHLF - \$654,578;
- Purchase FOGO Processing Plant - RHLF - \$456,877;
- Refurbish Plant - Hazelmere Resource Recovery Park (HRRP) - \$404,984;
- Construct and Commission HRRP - WWtE Building - \$388,461;
- Purchase Plant and Equipment - HRRP - WWtE - \$313,072;
- Purchase / Replace Plant - HRRP - \$263,622;
- Construct Leachate and Stormwater Infrastructure and Siltation Ponds - RHLF - \$254,668;
- Purchase / Replace Plant - RHLF - \$246,372;
- Purchase/Replace Vehicles - Ascot Place and RHLF - \$239,573;
- Construct Site Infrastructure - HRRP - \$214,565;
- Construct FOGO Processing Area - RHLF - \$125,332;
- Construct Access Road to Lots 8, 9 and 10 - RHLF - \$122,858;
- Implementation of the FOGO Recovery Strategy - RHLF - \$100,609; and
- Refurbish Plant - RHLF - \$78,158;



Item 14.4 continued

Major capital expenditure projects that are underspent compared to the year to date budget as at 31 January 2021 include:

- Construct Class III Cell - Stage 16 - RHLF - \$707,029;
- Purchase WWtE Plant and Equipment - HRRP - \$541,928.
- Develop Lots 8, 9 & 10 For Future Waste Activities - RHLF - \$481,344;
- Purchase / Replace Plant - RHLF - \$385,000;
- Construct Workshop No. 3 - RHLF - \$364,139; and
- Construct WWtE Utilities/Infrastructure - HRRP - \$330,945.

The underspends are principally due to the timing of the projects and/or purchases. It is expected that the budgeted capital expenditure will be utilised during the year, and will be in line with budget or forecast provisions as applicable.

The capital expenditure budget spread for 2020/2021 is constantly reviewed to provide a more accurate indication of when capital expenditure projects and purchases have been programmed to be undertaken for reporting and cash flow purposes.

Statement of Financial Position (refer Attachment 3)

The Statement of Financial Position shows the overall impact of actual balances compared with budget provisions and end of year forecasts for operating and capital works activities.

Total Equity as at 31 January 2021 totals \$188,184,009. This is an increase of \$3,732,129 from the 30 June 2020 equity of \$184,451,880 and represents the net change in assets from operations.

As end of year forecasts are currently in the process of being reviewed, the forecast balances as at 31 January 2021 are as per the budget estimates.

Statement of Cash and Investments (refer Attachment 4)

The level of cash and investments in the Municipal Fund as at 31 January 2021 is \$4,991,351 and Restricted Cash amount to \$76,768,058.

The net movement for the month is a decrease of \$2,031,824.

As end of year forecasts are currently in the process of being reviewed, the forecast balances as at 31 January 2021 are as per the budget estimates.

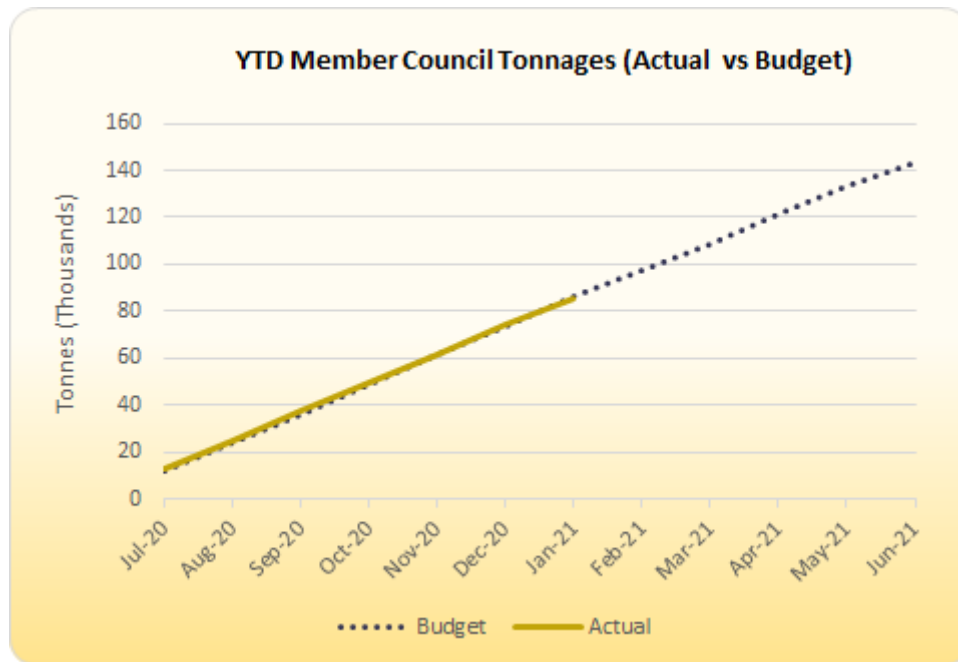
Investment Report (refer Attachment 5)

Term deposits valued at \$12,500,000 matured during January 2021. Of this amount \$11,000,000 was reinvested into further term deposits.



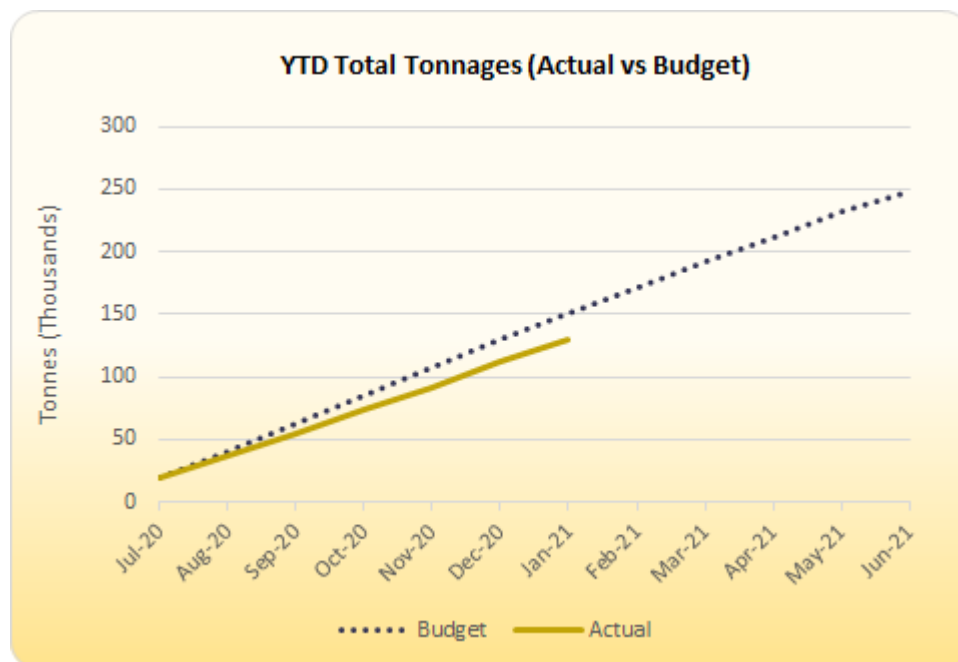
Item 14.4 continued

Tonnages - Member Councils



YTD tonnages received from member Councils total 85,246 compared to the budget of 85,864. As at the same period in 2019/2020 tonnages from member Councils totalled 82,048.

Tonnages - Total Tonnages



YTD total tonnages received from all source total 129,107 compared to the budget of 151,229. As at the same period in 2019/2020 tonnages received from all sources totalled 145,809.



Item 14.4 continued

STRATEGIC/POLICY IMPLICATIONS

Key Result Area 3 - Good Governance

3.3 To provide responsible and accountable governance and management of the EMRC

3.4 To continue to improve financial and asset management practices

FINANCIAL IMPLICATIONS

As outlined within the report and attachments.

SUSTAINABILITY IMPLICATIONS

Nil

RISK MANAGEMENT

RISK: Non-compliance with Financial Regulations		
Consequence	Likelihood	Rating
Moderate	Unlikely	Moderate
Action / Strategy		
<ul style="list-style-type: none"> The financial report is scrutinised by the EMRC Council to ensure that all statutory requirements are met. Internal Audit reviews to ensure compliance with Financial Regulations. External Audit confirms compliance. 		

MEMBER COUNCIL IMPLICATIONS

Member Council

Town of Bassendean
 City of Bayswater
 City of Belmont
 City of Kalamunda
 Shire of Mundaring
 City of Swan

Implication Details

} As outlined in the report.



Item 14.4 continued

ATTACHMENT(S)

1. Statement of Comprehensive Income by Nature and Type (Ref: D2021/02201)
2. Capital Expenditure Statement (Ref: D2021/02202)
3. Statement of Financial Position (Ref: D2021/02203)
4. Statement of Cash and Investments (Ref: D2021/02204)
5. Investment Report (Ref: D2021/02205)

VOTING REQUIREMENT

Simple Majority

RECOMMENDATION(S)

That Council receives the Statement of Comprehensive Income, Capital Expenditure Statement, Statement of Financial Position, Statement of Cash and Investments and the Investment Report for the period ended 31 January 2021.

COUNCIL RESOLUTION(S)

MOVED CR CONGERTON

SECONDED CR HAMILTON

THAT COUNCIL RECEIVES THE STATEMENT OF COMPREHENSIVE INCOME, CAPITAL EXPENDITURE STATEMENT, STATEMENT OF FINANCIAL POSITION, STATEMENT OF CASH AND INVESTMENTS AND THE INVESTMENT REPORT FOR THE PERIOD ENDED 31 JANUARY 2021.

CARRIED UNANIMOUSLY



STATEMENT OF COMPREHENSIVE INCOME

Nature and Type

Year to Date

JANUARY 2021

Full Year

Year to Date				Full Year			
Actual	Budget	Variance		Forecast	Budget	Variance	
Operating Income							
\$18,890,052	\$21,175,193	(\$2,285,141)	(U)	User Charges	\$35,838,110	\$35,838,110	\$0 (F)
(\$7,959,080)	(\$8,460,886)	\$501,806	(F)	<u>Less</u> Landfill Levy Charges	(\$14,504,393)	(\$14,504,393)	\$0 (F)
\$10,930,972	\$12,714,307	(\$1,783,335)	(U)	Net User Charges	\$21,333,717	\$21,333,717	\$0 (F)
\$287,816	\$289,183	(\$1,367)	(U)	Special Charges	\$482,683	\$482,683	\$0 (F)
\$3,124,856	\$3,059,666	\$65,190	(F)	Secondary Waste Charge	\$4,738,691	\$4,738,691	\$0 (F)
\$398,685	\$334,725	\$63,960	(F)	Contributions	\$423,955	\$423,955	\$0 (F)
\$265,437	\$72,500	\$192,937	(F)	Operating Grants	\$415,000	\$415,000	\$0 (F)
\$70,905	\$89,162	(\$18,257)	(U)	Interest Municipal Cash Investments	\$170,000	\$170,000	\$0 (F)
\$475,360	\$538,451	(\$63,091)	(U)	Interest Restricted Cash Investments	\$929,975	\$929,975	\$0 (F)
\$901,177	\$749,815	\$151,362	(F)	Reimbursements	\$1,060,390	\$1,060,390	\$0 (F)
\$989,572	\$1,016,246	(\$26,674)	(U)	Other	\$2,440,311	\$2,440,311	\$0 (F)
\$245,727	\$235,000	\$10,727	(F)	Proceeds from Sale of Assets	\$275,000	\$275,000	\$0 (F)
\$17,690,507	\$19,099,055	\$1,408,548	(U)	Total Operating Income	\$32,269,722	\$32,269,722	\$0 (F)
Operating Expenditure							
\$5,725,294	\$6,030,842	\$305,548	(F)	Salary Expenses	\$10,801,281	\$10,801,281	\$0 (F)
\$3,057,225	\$3,048,230	(\$8,995)	(U)	Contract Expenses	\$5,627,716	\$5,627,716	\$0 (F)
\$753,074	\$766,341	\$13,267	(F)	Material Expenses	\$1,555,489	\$1,555,489	\$0 (F)
\$190,834	\$183,477	(\$7,357)	(U)	Utility Expenses	\$356,911	\$356,911	\$0 (F)
\$312,200	\$447,454	\$135,254	(F)	Fuel Expenses	\$827,183	\$827,183	\$0 (F)
\$193,460	\$185,584	(\$7,876)	(U)	Insurance Expenses	\$318,484	\$318,484	\$0 (F)
\$2,525,493	\$2,690,156	\$164,663	(F)	Depreciation Expenses	\$5,537,697	\$5,537,697	\$0 (F)
\$564,979	\$599,319	\$34,340	(F)	Miscellaneous Expenses	\$1,293,452	\$1,293,452	\$0 (F)
\$475,586	\$525,371	\$49,785	(F)	Provision Expenses	\$900,658	\$900,658	\$0 (F)
(\$9)	\$0	\$9	(F)	Costs Allocated	(\$854,401)	(\$854,401)	\$0 (F)
\$160,242	\$165,238	\$4,996	(F)	Carrying Amount of Assets Disposed Of	\$252,738	\$252,738	\$0 (F)
\$13,958,378	\$14,642,012	\$683,634	(F)	Total Operating Expenditure	\$26,617,208	\$26,617,208	\$0 (F)
\$3,732,129	\$4,457,043	(\$724,914)	(U)	NET RESULT BEFORE OTHER COMPREHENSIVE INCOME	\$5,652,514	\$5,652,514	\$0 (F)
Surplus	Surplus			Surplus	Surplus		
Realised/Unrealised (Gain)/Loss From Change in Fair Value of Investments							
\$0	\$0	\$0	(F)	Unrealised (Gain)/Loss	\$0	\$0	\$0 (F)
\$0	\$0	\$0	(F)	Realised (Gain)/Loss	\$0	\$0	\$0 (F)
\$0	\$0	\$0	(F)	Total (Gain)/Loss from change in Fair Value of Investments	\$0	\$0	\$0 (F)
Other Comprehensive Income							
\$0	\$0	\$0	(F)	Revaluation of Assets/Accumulated Depreciation Reversal	\$0	\$0	\$0 (F)
\$0	\$0	\$0	(F)	Other Comprehensive Income	\$0	\$0	\$0 (F)
\$0	\$0	\$0	(F)	Total Other Comprehensive Income	\$0	\$0	\$0 (F)
\$3,732,129	\$4,457,043	(\$724,914)	(U)	CHANGE IN NET ASSETS FROM OPERATIONS	\$5,652,514	\$5,652,514	\$0 (F)
Surplus	Surplus			Surplus	Surplus		

Notes:

1. User Charges - include member Councils and casual users pertaining to waste, risk management and environmental services fees and charges;
2. Special Charges - Waste Education Levy;
3. Contributions - member Councils' contributions to projects and services;
4. Operating Grants - grant income predominantly from government agencies; and
5. Other Operating Income - includes income from the sale of products;

(F) denotes Favourable variance and (U) denotes Unfavourable variance



CAPITAL EXPENDITURE STATEMENT

JANUARY 2021

Year to Date			On Order		Full Year		
Actual	Budget	Variance			Forecast	Budget	Variance
Business Support							
\$120,741	\$121,000	\$259	\$891	Purchase Vehicles - Ascot Place (24440/00)	\$200,000	\$200,000	\$0
\$0	\$15,000	\$15,000	\$0	Purchase Furniture Fittings & Equipment - Corporate Services (24510/01)	\$62,000	\$62,000	\$0
\$5,725	\$110,000	\$104,275	\$15,999	Purchase Information Technology & Communication Equipment (24550/00)	\$464,000	\$405,000	(\$59,000)
\$10,892	\$138,702	\$127,810	\$3,049	Capital Improvement Administration Building - Ascot Place (25240/01)	\$458,000	\$308,000	(\$150,000)
\$0	\$5,000	\$5,000	\$0	Upgrade Security Equipment - Ascot Place (25530/01)	\$5,000	\$5,000	\$0
\$137,358	\$389,702	\$252,344	\$19,939		\$1,189,000	\$980,000	(\$209,000)



CAPITAL EXPENDITURE STATEMENT

JANUARY 2021

Year to Date			On Order		Full Year		
Actual	Budget	Variance			Forecast	Budget	Variance
Sustainability Team							
\$0	\$0	\$0	\$41,799	Purchase Polystyrene Compactor (Grant allocation) (24410/13)	\$44,990	\$0	(\$44,990)
\$0	\$0	\$0	\$41,799		\$44,990	\$0	(\$44,990)



CAPITAL EXPENDITURE STATEMENT

JANUARY 2021

Year to Date			On Order		Full Year		
Actual	Budget	Variance			Forecast	Budget	Variance
Operations Team							
\$246,372	\$631,372	\$385,000	\$0	Purchase / Replace Plant - Red Hill Landfill Facility (24410/00)	\$1,856,842	\$1,935,000	\$78,158
\$263,622	\$265,000	\$1,378	\$167,600	Purchase / Replace Plant - Hazelmere (24410/01)	\$595,000	\$595,000	\$0
\$10,360	\$167,860	\$157,500	\$103,500	Purchase / Replace Minor Plant and Equipment-Red Hill Landfill Facility (24420/00)	\$525,000	\$525,000	\$0
\$0	\$0	\$0	\$0	Purchase / Replace Minor Plant and Equipment - Hazelmere (24420/02)	\$34,000	\$34,000	\$0
\$118,832	\$129,000	\$10,168	\$891	Purchase / Replace Vehicles - Red Hill Landfill Facility (24430/00)	\$129,000	\$129,000	\$0
\$5,315	\$0	(\$5,315)	\$0	Purchase / Replace Office Equipment - Red Hill Landfill Facility (24510/08)	\$5,315	\$0	(\$5,315)
\$0	\$10,000	\$10,000	\$0	Purchase Fire Fighting System/Equipment - Hazelmere (24520/07)	\$5,000	\$10,000	\$5,000
\$6,670	\$70,000	\$63,330	\$21,850	Purchase / Replace Security System - Red Hill Waste Management Facility (24530/08)	\$170,000	\$170,000	\$0
\$11,356	\$41,356	\$30,000	\$0	Purchase / Replace Other Equipment - Red Hill Landfill Facility (24590/00)	\$74,685	\$80,000	\$5,315
\$78,158	\$0	(\$78,158)	\$0	Refurbish Plant - Red Hill Landfill Facility (25410/00)	\$78,158	\$0	(\$78,158)
\$404,984	\$0	(\$404,984)	\$0	Refurbish Plant - Hazelmere (25410/01)	\$404,984	\$0	(\$404,984)
\$1,145,669	\$1,314,588	\$168,919	\$293,841		\$3,877,984	\$3,478,000	(\$399,984)

CAPITAL EXPENDITURE STATEMENT

JANUARY 2021

Year to Date			On Order		Full Year		
Actual	Budget	Variance			Forecast	Budget	Variance
Projects Team							
\$2,015,907	\$2,015,907	\$0	\$0	Purchase Waste Management Land (24150/02)	\$2,015,907	\$2,235,000	\$219,093
\$0	\$75,000	\$75,000	\$0	Construct Waste Management Facility Buildings - Red Hill Landfill Facility (24250/01)	\$20,000	\$200,000	\$180,000
\$32,528	\$396,666	\$364,139	\$78,241	Construct Workshop No 3 - Red Hill Landfill Facility (24250/08)	\$175,689	\$800,500	\$624,812
\$388,461	\$181,750	(\$206,711)	\$1,426	Construct Wood Waste to Energy Building - HRRP (24259/05)	\$586,461	\$181,750	(\$404,711)
\$57,837	\$100,000	\$42,163	\$0	Construct Community Recycling Centre (CRC) - HRRP (24259/06)	\$130,000	\$100,000	(\$30,000)
\$15,553	\$100,000	\$84,448	\$119,415	Construct Commercial Transfer Station - HRRP (24259/10)	\$135,000	\$100,000	(\$35,000)
\$60,654	\$0	(\$60,654)	\$1,289,069	Construct Site Workshop - HRRP (24259/13)	\$1,526,404	\$0	(\$1,526,404)
\$0	\$50,000	\$50,000	\$0	Upgrade Power Supply to Workshop No 2 - Red Hill Landfill Facility (24259/15)	\$0	\$250,000	\$250,000
\$3,240	\$0	(\$3,240)	\$0	Construct Class III Cell Stage 14 - Red Hill Landfill Facility (24310/12)	\$3,240	\$0	(\$3,240)
\$654,578	\$1,361,607	\$707,029	\$1,726,668	Construct Class III Cell Stage 16 - Red Hill Landfill Facility (24310/19)	\$3,171,717	\$3,746,002	\$574,285
\$0	\$0	\$0	\$0	Construct Class III Cell Stage 17 - Red Hill Landfill Facility (24310/21)	\$0	\$250,000	\$250,000
\$0	\$0	\$0	\$0	Design and Construct Class IV Cell Stage 3 - Red Hill Landfill Facility (24330/05)	\$150,000	\$0	(\$150,000)
\$254,668	\$284,074	\$29,406	\$29,205	Construct Leachate and Stormwaste Infrastructure and Siltation Ponds - Red Hill Landfill Facility (24350/01)	\$284,074	\$400,000	\$115,926

CAPITAL EXPENDITURE STATEMENT

JANUARY 2021

Year to Date			On Order		Full Year		
Actual	Budget	Variance			Forecast	Budget	Variance
Projects Team							
\$0	\$60,000	\$60,000	\$24,998	Construct Roads / Carparks - Red Hill Landfill Facility (24370/00)	\$124,401	\$124,401	\$0
\$122,858	\$50,000	(\$72,858)	\$0	Construct Access Road to Lots 8 9 10 - Red Hill Landfill Facility (24370/02)	\$250,000	\$50,000	(\$200,000)
\$0	\$100,000	\$100,000	\$0	Construct Drainage Diversion and Earthworks Infrastructures - Red Hill Landfill Facility (24380/00)	\$50,000	\$250,000	\$200,000
\$0	\$0	\$0	\$0	Construct Litter Fence - Redhill Landfill Facility (24394/05)	\$0	\$50,000	\$50,000
\$0	\$50,000	\$50,000	\$0	Resource Recovery Park - Noise Control Fencing (24394/06)	\$150,000	\$150,000	\$0
\$0	\$0	\$0	\$0	Construct Hardstand and Road - Hazelmere (24395/01)	\$0	\$55,000	\$55,000
\$125,332	\$0	(\$125,332)	\$0	Construct FOGO Processing Area - Red Hill Landfill Facility (24395/05)	\$130,000	\$0	(\$130,000)
\$0	\$0	\$0	\$0	Undertake FOGO Reference Site Tours (24395/06)	\$0	\$62,500	\$62,500
\$100,609	\$0	(\$100,609)	\$0	Implimentation of the FOGO Recovery Strategy (24395/07)	\$400,000	\$0	(\$400,000)
\$22,000	\$20,000	(\$2,000)	\$0	Construct Monitoring Bores - Red Hill Landfill Facility (24396/00)	\$50,000	\$20,000	(\$30,000)
\$0	\$0	\$0	\$0	Construct Monitoring Bores - Hazelmere (24396/02)	\$35,000	\$0	(\$35,000)
\$214,565	\$291,677	\$77,112	\$24,095	Construct Site Infrastructure - HRRP (24399/01)	\$400,000	\$300,000	(\$100,000)
\$0	\$0	\$0	\$0	Construct Reuse Store Infrastructure (Car Park) - HRRP (24399/07)	\$0	\$250,000	\$250,000
\$0	\$25,000	\$25,000	\$0	Air Supply lines - Waste Management Structures - Red Hill Landfill Facility (24399/10)	\$25,000	\$75,000	\$50,000



CAPITAL EXPENDITURE STATEMENT

JANUARY 2021

Year to Date			On Order		Full Year		
Actual	Budget	Variance			Forecast	Budget	Variance
Projects Team							
\$6,031	\$336,976	\$330,945	\$11,604	Wood Waste to Energy Utilities/Infrastructure - HRRP (24399/11)	\$344,273	\$515,000	\$170,727
\$0	\$0	\$0	\$0	Liquid Waste Project - Red Hill Landfill Facility (24399/16)	\$150,000	\$1,650,000	\$1,500,000
\$1,306,617	\$1,787,961	\$481,344	\$360,842	Develop Lots 8 9 & 10 For Future Waste Activities - Red Hill Landfill Facility (24399/19)	\$2,116,442	\$1,787,961	(\$328,481)
\$313,072	\$855,000	\$541,928	\$280,568	Purchase Wood Waste to Energy Plant & Equipment - HRRP (24410/03)	\$309,601	\$855,000	\$545,399
\$456,877	\$150,000	(\$306,877)	\$1,500	Purchase FOGO Processing Plant - Red Hill Landfill Facility (24410/10)	\$405,702	\$150,000	(\$255,702)
\$0	\$0	\$0	\$0	Liquid Waste Project Plant - Red Hill Landfill Facility (24410/11)	\$0	\$550,000	\$550,000
\$6,151,384	\$8,291,618	\$2,140,234	\$3,947,629		\$13,138,910	\$15,158,114	\$2,019,204
\$7,434,412	\$9,995,908	\$2,561,496	\$4,303,208	TOTAL CAPITAL EXPENDITURE	\$18,250,884	\$19,616,114	\$1,365,230



STATEMENT OF FINANCIAL POSITION

JANUARY 2021

Actual June 2020	Actual Year to Date		Full Year		
			Forecast	Budget	Variance
		(F) = Favourable variation (U) = Unfavourable variation			
Current Assets					
\$1,102,124	\$3,393,062	Cash and Cash Equivalents	\$1,109,530	\$1,109,530	\$0 (F)
\$85,324,608	\$78,366,346	Investments	\$71,082,961	\$71,082,961	\$0 (F)
\$2,987,058	\$3,951,938	Trade and Other Receivables	\$2,716,470	\$2,716,470	\$0 (F)
\$39,035	\$25,062	Inventories	\$54,739	\$54,739	\$0 (F)
\$67,382	\$465,000	Other Assets	\$42,555	\$42,555	\$0 (F)
\$89,520,206	\$86,201,408	Total Current Assets	\$75,006,255	\$75,006,255	\$0 (F)
Current Liabilities					
\$6,160,299	\$3,382,463	Trade and Other Payables	\$5,541,725	\$5,541,725	\$0 (F)
\$1,835,255	\$1,835,255	Provisions	\$1,676,448	\$1,676,448	\$0 (F)
\$7,995,554	\$5,217,718	Total Current Liabilities	\$7,218,173	\$7,218,173	\$0 (F)
\$81,524,652	\$80,983,690	Net Current Assets	\$67,788,082	\$67,788,082	\$0 (F)
Non Current Assets					
\$50,570,000	\$52,585,907	Land	\$52,805,000	\$52,805,000	\$0 (F)
\$7,292,678	\$7,226,095	Buildings	\$11,071,240	\$11,071,240	\$0 (F)
\$21,123,020	\$19,829,219	Structures	\$30,764,213	\$30,764,213	\$0 (F)
\$12,895,549	\$13,622,040	Plant	\$18,788,644	\$18,788,644	\$0 (F)
\$606,150	\$547,965	Equipment	\$1,080,598	\$1,080,598	\$0 (F)
\$135,079	\$129,995	Furniture and Fittings	\$158,299	\$158,299	\$0 (F)
\$17,736,763	\$21,166,695	Work in Progress	\$13,411,330	\$13,411,330	\$0 (F)
\$110,359,239	\$115,107,916	Total Non Current Assets	\$128,079,324	\$128,079,324	\$0 (F)
Non Current Liabilities					
\$7,432,011	\$7,907,597	Provisions	\$5,634,031	\$5,634,031	\$0 (F)
\$7,432,011	\$7,907,597	Total Non Current Liabilities	\$5,634,031	\$5,634,031	\$0 (F)
\$184,451,880	\$188,184,009	Net Assets	\$190,233,375	\$190,233,375	\$0 (F)
Equity					
\$58,106,903	\$66,352,626	Accumulated Surplus/Deficit	\$75,379,157	\$75,379,157	\$0 (F)
\$75,968,089	\$75,968,089	Cash Backed Reserves	\$67,070,539	\$67,070,539	\$0 (F)
\$42,131,165	\$42,131,165	Asset Revaluation Reserve	\$42,131,165	\$42,131,165	\$0 (F)
\$8,245,723	\$3,732,129	Net change in assets from operations	\$5,652,514	\$5,652,514	\$0 (F)
\$184,451,880	\$188,184,009	Total Equity	\$190,233,375	\$190,233,375	\$0 (F)

CASH AND INVESTMENTS JANUARY 2021

Actual June 2020	Actual Year to Date	(F) = Favourable variation (U) = Unfavourable variation	Full Year		
			Forecast	Budget	Variance
Municipal Cash and Investments					
1,098,174	3,389,012	Cash at Bank - Municipal Fund 01001/00	1,105,580	1,105,580	0 (F)
3,950	4,050	Cash on Hand 01019/00 - 02	3,450	3,450	0 (F)
9,031,911	1,598,289	Investments - Municipal Fund 02021/00	2,988,240	2,988,240	0 (F)
10,134,035	4,991,351	Total Municipal Cash	4,097,270	4,097,270	0 (F)
Restricted Cash and Investments					
141,856	142,665	Restricted Investments - Plant and Equipment 02022/01	267,120	267,120	0 (F)
4,986,647	5,015,110	Restricted Investments - Post Closure Site Rehabilitation Red Hill 02022/02	3,525,256	3,525,256	0 (F)
18,263,389	18,367,636	Restricted Investments - Future Development 02022/03	15,072,575	15,072,575	0 (F)
2,350,987	2,364,407	Restricted Investments - Environmental Monitoring Red Hill 02022/04	1,545,172	1,545,172	0 (F)
46,892	47,160	Restricted Investments - Environmental Insurance Red Hill 02022/05	57,268	57,268	0 (F)
15,631	15,720	Restricted Investments - Risk Management 02022/06	15,699	15,699	0 (F)
649,866	653,576	Restricted Investments - Class IV Cells Red Hill 02022/07	710,295	710,295	0 (F)
321,607	323,443	Restricted Investments - Regional Development 02022/08	322,511	322,511	0 (F)
45,240,494	45,498,725	Restricted Investments - Secondary Waste Processing 02022/09	44,803,335	44,803,335	0 (F)
2,873,244	2,889,645	Restricted Investments - Class III Cells 02022/10	482,686	482,686	0 (F)
78,920	79,370	Restricted Investments - Building Refurbishment (Ascot Place) 02022/11	79,259	79,259	0 (F)
324,608	366,346	Restricted Investments - Accrued Interest 02022/19	189,362	189,362	0 (F)
0	0	Restricted Investments - Unrealised Loss/Gain on Investments 02022/20	0	0	0 (F)
998,556	1,004,255	Restricted Investments - Long Service Leave 02022/90	1,024,683	1,024,683	0 (F)
76,292,697	76,768,058	Total Restricted Cash	68,095,221	68,095,221	0 (F)
86,426,732	81,759,409	TOTAL CASH AND INVESTMENTS	72,192,491	72,192,491	0 (F)

The Cash at Bank - Municipal Fund represents the balance on the last day of the relevant month. Any portion of the balance available for investment is transferred into the Investment - Municipal Fund account in the following period. Funds held in the Cash at Bank - Municipal Fund continue to accrue interest as per the Westpac commercial rates.

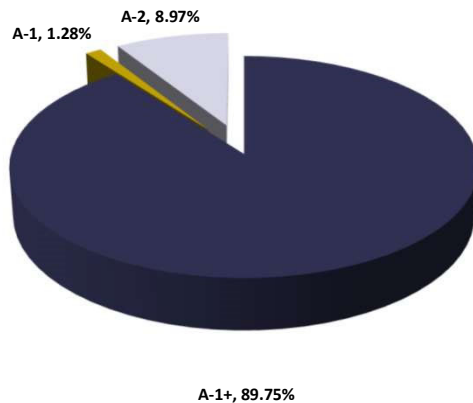
EMRC Investment Report

January 2021

I. Overall Portfolio Limits

S&P Long Term Rating	S&P Short Term Rating	% Portfolio	Investment Maximum %
AAA	A-1+	89.75%	100.00%
AA	A-1	1.28%	100.00%
BBB	A-2	8.97%	15.00%
		<u>100.00%</u>	

Investment by S&P Rating



II. Single Entity Exposure

	S&P Long Term Rating	S&P Short Term Rating	% Portfolio	
AMP	BBB	A-2	4.49%	
ANZ Banking Group	AAA	A-1+	26.92%	
ME Bank	BBB	A-2	4.49%	*
NAB	AAA	A-1+	34.61%	
Rural Bank	BBB	A-2	0.00%	*
Westpac / St. George Bank	AAA	A-1+	28.21%	
Suncorp	AA	A-1	0.00%	*
Bank of Queensland	BBB	A-2	0.00%	
Macquarie Bank	AA	A-1	1.28%	
			<u>100.00%</u>	

* Non-Fossil Fuel ADI (Authorised Deposit Taking Institution)

III. Term to Maturity Framework

Maturity Profile	Investment Policy Guidelines		
	% Portfolio	% Min	% Max
Less Than 1 Year	100.00%	40%	100%
Greater than 1 year & less than or equal to 3 years	0.00%	0%	60%
	<u>100.00%</u>		

IV. Fossil Fuel Divestment

	% Portfolio
Non-Fossil Fuel ADI's	4.49%
Fossil Fuel ADI's	95.51%
	<u>100.00%</u>

NB: This report is consistent with the reporting requirements of the Policy 3.3 - Management of Investments Policy



14.5 FOGO TRIAL AT RED HILL – INTERIM FACILITY UPDATE (MASS BALANCE)

REFERENCE: D2021/02032

PURPOSE OF REPORT

The purpose of this report is to provide an update on the processing of FOGO through the Mobile Aerated Floor System at Red Hill Waste Management Facility between August and December 2020.

KEY POINTS AND RECOMMENDATION(S)

- The Red Hill - FOGO Mobile Aerated Floor System (MAFS) was approved by the Department of Water and Environmental Regulation (DWER) on the 29 June 2020.
- The MAFS infrastructure was constructed and setup in July 2020.
- The MAFS has been processing FOGO waste from the Town of Bassendean (ToB) since 3 August 2020.
- The MAFS has received 1,423 tonnes of FOGO from August to December 2020, diverting 55% of ToB's general waste from landfill.
- The MAFS system has fully processed 384 tonnes of FOGO in three (3) batches between 3 August 2020 and 14 September 2020.
- The MAFS process has reduced the 384 tonnes of FOGO by 259 tonnes (67%) as result of moisture loss, and organic breakdown. Producing 125 tonnes (33%) of compost that is inclusive of contamination and oversized non-compostable green organics. Screening is required to remove the contaminants.
- The screening of the 125 tonnes of compost produced 61 tonnes (16%) of <10 mm compost and 64 tonnes (17%) of contaminated/oversize material, that was sent to landfill, that is subject to the landfill levy(\$70/tonne).

Recommendation(s)

That the report be noted.

SOURCE OF REPORT

Chief Project Officer

BACKGROUND

At the 21 March 2019 meeting of Council, it was resolved (D2019/04263):

"THAT:

- 1. THE EMRC BEGIN THE PROCESS OF DEVELOPING A LONG-TERM FOOD ORGANIC & GARDEN ORGANIC (FOGO) STRATEGY INCLUDING, IF REQUIRED, SEEKING EXPRESSIONS OF INTEREST FOR THE APPROPRIATE TECHNOLOGY TO IMPLEMENT LONG-TERM FOGO PROCESSING SOLUTIONS TO CATER FOR ALL MEMBER COUNCIL WASTE STREAMS.*
- 2. IN THE INTERIM, THE EMRC PROCEEDS WITH THE PROCUREMENT PROCESS AND LICENCE APPROVAL FOR THE ADDITION OF A TRIAL MOBILE AERATOR FLOOR (MAF) COMPOSTING SYSTEM FOR THE PROCESSING OF UP TO 10,000 TPA OF FOGO WASTE AT THE RED HILL WASTE MANAGEMENT FACILITY.*



Item 14.5 continued

3. APPROVES THE EXPENDITURE OF UP TO \$400,000 EX GST FOR THE PURCHASE AND INSTALLATION OF A SUITABLE MAF SYSTEM, INCLUDING HARDSTAND INSTALLATION AND THAT THE FUNDS BE ALLOCATED FROM THE SECONDARY WASTE RESERVE.
4. NOTES THAT INTERIM ARRANGEMENTS ARE AVAILABLE WITH SEVERAL THIRD PARTY PROCESSORS OF FOGO WASTE IF THE INSTALLATION OF A PROCESSING FACILITY OR THE LICENCE APPROVAL IS DELAYED FOR WHATEVER REASON BEYOND PLANNED START DATES FOR FOGO COLLECTIONS BY MEMBER COUNCILS.
5. ADVISE THE TOWN OF BASSENDEAN AND THE CITY OF BAYSWATER OF THE COUNCIL RESOLUTION AND AUTHORISE THE CEO TO ENTER INTO NEGOTIATIONS WITH THESE MEMBER COUNCILS FOR A SUITABLE PROCESSING ARRANGEMENT.
6. SEEK FUNDING SUPPORT FROM THE WASTE AUTHORITY FOR THE FOGO TRIAL AT THE RED HILL WASTE MANAGEMENT FACILITY.
7. THAT THE EMRC EXPLORE ALL MARKETING OPPORTUNITIES FOR THE COMPOST PRODUCT DURING THE FOGO TRIAL PERIOD."

At its 6 December 2019 meeting Council resolved:

"THAT:

1. COUNCIL AWARDS SPARTEL PTY LTD AS THE PREFERRED TENDERER FOR TENDER RFT2019-006 – DESIGN, SUPPLY, INSTALL AND MAINTAIN A MOBILE AERATED FLOOR SYSTEM.
2. THE CEO BE AUTHORISED ON BEHALF OF THE EMRC TO ENTER INTO NEGOTIATIONS WITH THE PREFERRED TENDERER AND TO ENTER INTO A CONTRACT WITH PREFERRED TENDERER IN ACCORDANCE WITH THEIR SUBMITTED TENDER, SUBJECT TO ANY MINOR VARIATIONS THAT MAY BE AGREED ON BETWEEN THE CEO AND THE PREFERRED TENDERER.
3. COUNCIL AUTHORISE A 10% CONTINGENCY BASED ON THE TENDERED PRICE FOR ANY CONTRACT VARIATIONS THAT MAY ARISE FOR TENDER RFT2019-006.
4. THE IDENTITY OF THE SUCCESSFUL TENDERER BE REDACTED FOR LEGAL REASONS AND REMAIN CONFIDENTIAL UNTIL SUCH TIME THAT THE RESULTANT CONTRACT HAS BEEN FORMED".

REPORT

Introduction

The Interim FOGO Facility (MAFS) was introduced to process 10,000 tonnes per annum of Food Organics and Garden Organics (FOGO) for the Town of Bassendean (ToB) and the City of Bayswater (CoB). The EMRC received a Works Approval to construct and operate the MAFS on the 29th June 2020. Subsequently the EMRC constructed the FOGO processing pad and prepared a biofilter in July 2020. The Mobile Aeration Floor (MAF) was delivered to the Red Hill Waste Management Facility (Red Hill) and set up on the new processing pad in late July 2020.

Landfill Diversion

The ToB started their FOGO collection and delivery to Red Hill on the 3 August 2020. The MAFS has received 1,423 tonnes of FOGO from the ToB FOGO collection between August and December 2020. The FOGO contamination rate is approximately 16.6% (236 tonnes from Aug to Dec 2020) as determined from the Mass Balance Analysis. The waste contamination includes but is not limited to: plastics, textiles, glass, electronics, garden tools, and gas bottles. Oversize green organics consists of sticks, branches, and logs that will not breakdown within the MAF system process unless pre-shredded.



Item 14.5 continued

The ToB's total waste to landfill over this period is 1,188 tonnes (952 tonnes general waste (red lid bin) and 236 tonnes of contaminated and oversize FOGO. This equals an average diversion rate of general waste from landfill of 50% during the first five (5) months of the FOGO collection, as can be seen in Table 1 below. This compares favourably to the results from the 2019 waste audit which showed 43.5% FOGO content of the household bin across all Councils.

Please note, below tables and analysis only address the impact of moving from a general waste bin to a FOGO (lime green lid) and residual bin (red lid).

The yellow bin recycling rates have not been included, therefore the actual total recovery rates from kerbside collection are higher.

Table 1: Town of Bassendean - General Waste Diversion from Landfill Aug - Dec 2020

Month	General Waste (Tonnes)	FOGO Contamination (16.6%) Tonnes	FOGO (Tonnes)	Combined Weight (Tonnes)	Diverted from Landfill (%)
Aug-20	204	39	195	438	44.5%
Sep-20	169	52	263	485	54.2%
Oct-20	172	52	263	488	53.9%
Nov-20	180	47	238	466	51.2%
Dec-20	226	45	228	500	45.7%
Total	952	236	1187	2375	50.0%

Note: The average contamination from the FOGO is presently 16.6% as determined from the Mass Balance Analysis Summary in Table

The ToB disposed of 952 tonnes of general waste at the same time, with a combined total of 2,375 tonnes for both collections. In the same time period in 2019 the ToB disposed of 2,486 tonnes of waste to landfill. This would indicate that more than half of the general waste disposed to landfill in 2019, consisted of green organics.

Financial Benefits

The ToB has made an estimated saving on disposal fees of \$132,376 from August to December 2020 by introducing the FOGO collection.

The FOGO processing fee was, at the time of setting the budget, based on contamination rates experienced by similar operations in the greater Bunbury area. The assumed contamination rate was budgeted at 3%. The organic oversize/contamination is estimated to be at a 50/50 ratio. Therefore, total contamination is estimated to be 8% (from Table 4).

With the inability to separate organic material further and the relative high input contamination rate, the FOGO processing rate requires review as there are higher disposal costs to EMRC. Every 1% of additional contamination, increases the cost to the EMRC by at least \$1.40 per incoming FOGO tonne.

For comparison table 2 shows the various average rates per tonne.

Table 2: Town of Bassendean – Interim FOGO gate fee

Average unit cost (\$/tonne) comparison:	Gate fee	EMRC gate fee	Education levy	Landfill levy	SWC*
Pre FOGO trial ('old' general waste bin)	\$ 181.50	\$ 70.00	\$ 3.50	\$ 70.00	\$ 38.00
FOGO trial	\$ 88.50	\$ 85.00	\$ 3.50		
If contamination > 3%		No SWC	With SWC		
Additional cost to EMRC per % contamination		\$ 1.40	\$ 1.78		
With 5% contamination penalty (no SWC)	\$95.50				
With 5% contamination penalty (with SWC)	\$97.40				

*SWC – Secondary Waste Charge



Item 14.5 continued

The Bassendean savings for the period of \$132,376 would reduce by \$9,961 (no SWC) or \$12,665 (with SWC) to \$122,414 or \$119,711.

This will need to be followed up and discussed with the trial participants and to be resolved at the mid-year review and budget preparation for FY2021/22.

FOGO Processing Mass Balance

This section provides details of the mass balance of the ToB FOGO processed at Red Hill between the 3 August and 14 September 2020. The process is visually represented on the attached FOGO Interim Facility Operational Flow Chart with the following processing stages:

1. Composting
 - 2 weeks of negative air pressure, to capture odours and pass through the biofilter.
 - 6 weeks of positive air pressure using the MAF system, to promote aerobic composting.
2. Processed FOGO weighed and sent to Komtech 50mm screen.
3. Komtech Trommel Screen #01 <50mm weighed and landfilled (landfill levy applicable).
4. Komtech Trommel Screen #01 >50mm weighed and sent to Edge 10mm screen.
5. Edge Trommel Screen #02 <10mm weighed and landfilled (landfill levy applicable).
6. Edge Trommel Screen #02 >10mm weighed – final product.

During this time period three (3) batches of FOGO (384 tonnes) were fully composted using the MAF system. As result of organic breakdown and moisture loss the 384 tonnes was reduced to 172 tonnes of unscreened compost. The unscreened compost included waste contamination and oversize green organics.

The unscreened compost (172 tonnes) was subsequently fed through the Komtech Trommel Screen #01 (50mm diameter) that separated the compost into two (2) products and further processing losses:

- Processing losses (28 tonnes) resulted from further organic breakdown, moisture losses, and windblown light material.
- < 50mm product (31 tonnes) consists of the larger waste contamination and oversize green organics, this product was sent to landfill and was subject to the landfill levy.
- > 50mm compost (113 tonnes) was sent to Screen #02 (10mm) for further contamination removal

The > 50mm compost (113 tonnes) was then fed through Edge Trommel Screen #02 (10mm diameter) that separated the remaining compost into two (2) products and additional processing losses:

- Processing losses (19 tonnes) resulted from further organic breakdown, moisture losses, and windblown light material.
- < 10mm product (33 tonnes) consists of the smaller waste contamination and some greater than 10mm green organics, this product was sent to landfill and was subject to the landfill levy.
- > 10mm compost (61 tonnes) is the final saleable compost subject to passing AS 4454 conformance testing.



Item 14.5 continued

The full results of the FOGO mass balance are presented in Table 3 below:

Table 3: FOGO Mass Balance 4 Aug to Sep 2020

Process	Process Location	Weighbridge (Flow Chart Ref. No.)	Batch 01 (tonnes)	Batch 02 (tonnes)	Batch 03 (tonnes)	Totals
FOGO	Stage 01	1	103	123	158	384
Unscreened Compost		2	48	56	68	172
<i>Composting Losses (moisture, organic breakdown)</i>			55	67	90	212
Screen #01 (50mm)	Stage 02	2	48	56	68	172
<i>Screening Losses (moisture, organic breakdown & windblown light material)</i>			Not Recorded Estimate 8 tonnes	9	11	28
> 50mm	Landfill	3	11	9	10	31
< 50mm	Stage 02	4	29	37	47	113
Screen #02 (10mm)	Stage 02	4	29	37	47	113
<i>Screening Losses (moisture, organic breakdown & windblown light material)</i>			5	5	8	19
10 - 50mm	Landfill	5	7	16	10	33
< 10mm (Compost for Testing & Sale)	Stage 02	6	16	16	29	61

In summary, the three (3) batches of FOGO started at 384 tonnes resulting in the production of 61 tonnes of compost and 64 tonnes of waste contamination/oversize green organics going to landfill. The processing losses amounted to 259 tonnes which includes moisture losses, organic breakdown, and windblown light material (during screening). The mass balance summary is presented in

Table below:

Table 4: FOGO Mass Balance Summary

Summary	Tonnes	Percentage
FOGO	384	100%
Process Losses (Moisture, organic breakdown, and windblown light material)	259	67%
Contaminated/Oversize to Landfill (Levy Applicable)	64	17%
Compost	61	16%

STRATEGIC/POLICY IMPLICATIONS

Key Result Area 1 – Environmental Sustainability

- 1.1 To provide sustainable waste disposal operations
- 1.2 To improve regional waste management

The Food Organics & Garden Organics (FOGO) Recovery Strategy



Item 14.5 continued

FINANCIAL IMPLICATIONS

The adopted 2020/2021 Annual Budget provides for the capital and operating expenses for the Interim FOGO Processing.

SUSTAINABILITY IMPLICATIONS

The interim FOGO facility is part of the long-term strategy of the EMRC to be ready for the implementation of FOGO collections from the member Councils over the next few years.

RISK IMPLICATIONS

RISK: Risk of odours impacting Red Hill community, licence breach or poor product quality.		
Consequence	Likelihood	Rating
Moderate	Unlikely	Medium
Action/Strategy		
MAF designed to mitigate odours with correct operation, training provided and ongoing support. Waste education officers assisting participants with FOGO education.		

MEMBER COUNCIL IMPLICATIONS

Member Council

Town of Bassendean
 City of Bayswater
 City of Belmont
 City of Kalamunda
 Shire of Mundaring
 City of Swan

Implication Details

The Town of Bassendean and the City of Bayswater are participating in the interim FOGO Facility

The learnings and outcomes of the Interim FOGO Facility will benefit all member Councils for the development of future permanent FOGO facility and the implementation of FOGO across the Region.

ATTACHMENT(S)

FOGO Interim Facility Operational Flow Chart (Ref: D2021/02026)

VOTING REQUIREMENT

Simple Majority



Item 14.5 continued

RECOMMENDATION(S)

That the report be noted.

COUNCIL RESOLUTION(S)

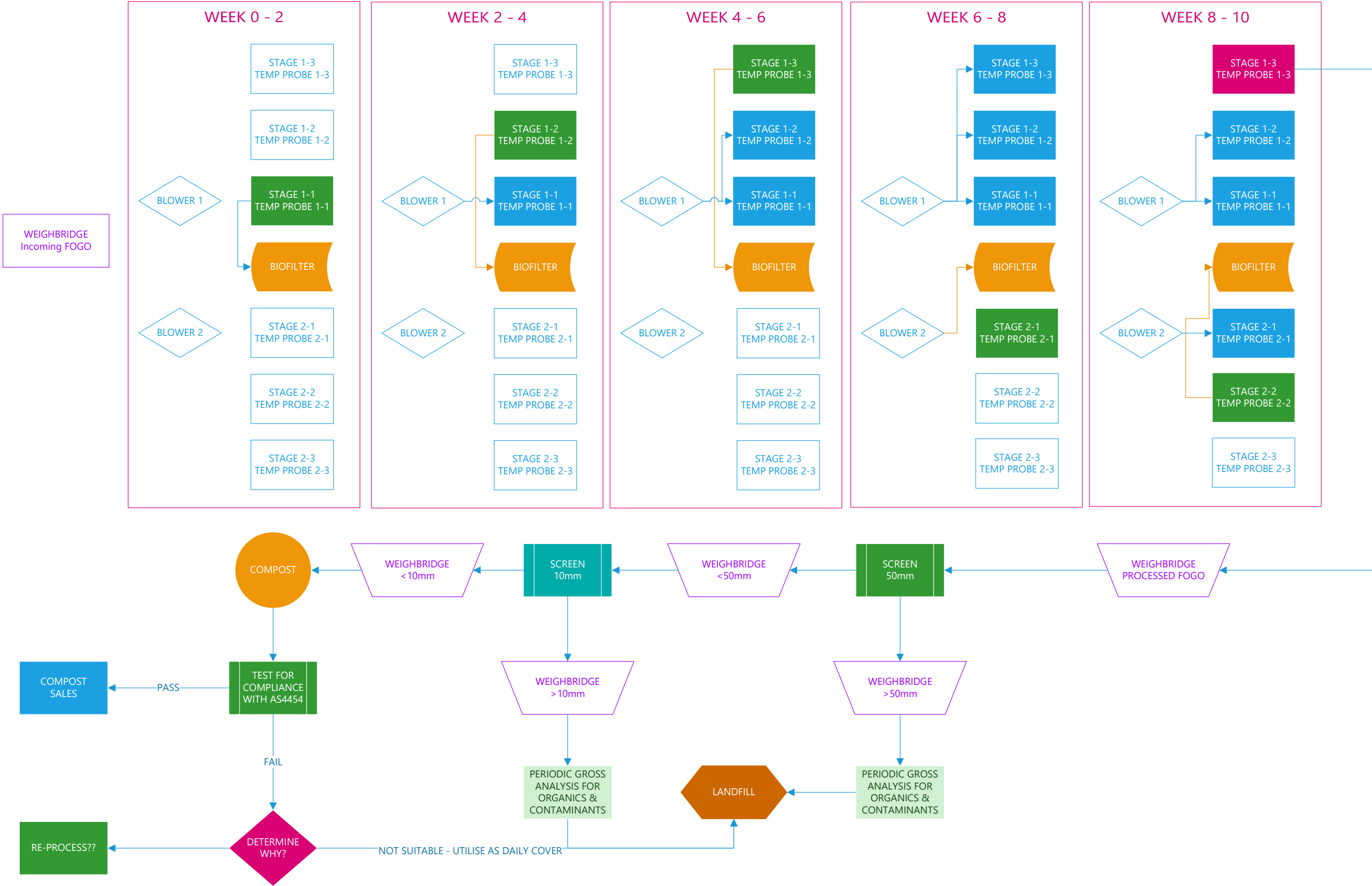
MOVED CR CONGERTON

SECONDED CR HAMILTON

THAT THE REPORT BE NOTED.

CARRIED UNANIMOUSLY

FOGO INTERIM FACILITY – STAGE 01
OPERATIONAL FLOW CHART – TOWN OF BASSENDEAN FOGO ONLY





14.6 APPOINTMENT OF AUTHORISED COMPLAINTS OFFICERS

REFERENCE: D2021/02217

PURPOSE OF REPORT

The purpose of this report is to seek Council's authorisation to the Chief Executive Officer as the Complaints Officer and to delegate to the Chief Executive Officer the power to appoint authorised complaints officers as well as to endorse the Complaint About Alleged Breach form.

KEY POINTS AND RECOMMENDATION(S)

- On 3 February 2021, the *Local Government (Model Code of Conduct) Regulations 2021* were gazetted and came into effect.
- From 3 February and until such time as a local government adopts a Code of Conduct, the model code applies to all Councillors, Committee Members and Candidates.
- The local government is required to adopt its Code of Conduct by 3 May 2021.
- The local government as the decision-making body manages any complaints regarding alleged breaches of the model code in Division 3 of the Regulations.
- To take account for any breaches occurring on the first day the Regulations take effect, the local government must authorise at least one person to be a Complaints Officer within three weeks of the Regulations taking effect, which would mean that it is no later than 24 February 2021.
- As the EMRC Council does not meet until 25 February 2021, advice was sought from WALGA and advice given was that the date of 24 February 2021 was a guidance only, and a day in arrears is more around administrative practicality than any practical breach.
- The Regulations provide that complaints are to be in writing in a form approved by the local government. The Department of Local Government, Sport and Cultural Industries has prepared a template to assist the implementation.
- The *Local Government Act 1995* (the Act) gives local governments the ability to delegate to the Chief Executive Officer any of its powers and duties under the Act, other than those prescribed under section 5.43.

Recommendation(s)

That Council:

1. Authorises the Chief Executive Officer to be the Complaints Officer.
2. By Absolute Majority in accordance with s.5.42 of the *Local Government Act 1995*, delegates power to the Chief Executive Officer to appoint authorised complaints officers.
3. Endorse the Complaint About Alleged Breach form, forming attachment 1 to this report.

SOURCE OF REPORT

Chief Financial Officer



Item 14.6 continued

BACKGROUND

The *Local Government Legislation Amendment Act 2019* (Amendment Act) was developed in response to feedback that there was a need for governance reforms, including a Code of Conduct for Councillors, Committee members and candidates that clearly reflects the community expectations of behaviour and supports consistency between local governments for managing alleged breaches of that Code of Conduct.

As a result, key reforms under the Amendment Act include the introduction of a model code of conduct that must be adopted by local governments and is to apply to Councillors, committee members and candidates.

On 3 February 2021, the *Model Code of Conduct Regulations 2021* were gazetted and came into effect. The model code replaces the previous statutory requirement for local governments to develop and implement an individual code of conduct for their Councillors, committee members and employees.

From 3 February 2021 and until such time as a local government adopts a Code of Conduct, the model code applies to all Councillors, Committee Members and Candidates.

REPORT

The *Local Government (Model Code of Conduct) Regulations 2021* (the Regulations) have been developed to give effect to the Amendment Act, and provide for:

- Overarching principles to guide behaviour;
- Behaviours and complaints which are managed by local governments; and
- Rules of conduct, contraventions of which are considered by the independent Local Government Standards Panel (Standards Panel) where appropriate.

The purpose of the model code is to guide the decisions, actions and behaviours of Councillors, both on Council and on Council committees, and of candidates running for election as a Councillor.

The model code replaces the EMRC's existing Code of Conduct.

Councillors must comply with the provisions in the model code in fulfilling their role and responsibilities in Council and on Council committees, as set out in the Act, irrespective of whether Council has adopted the model code or not. Where the behaviour of a Councillor, committee member or candidate does not comply with the Code, it is intended that the local government address the behaviour through education and other remedial actions that the Council considers appropriate, rather than formal sanctions.

Where an individual does not comply with any action required by the Council, then the Council may determine that the matter is to be referred to the Standards Panel as an alleged contravention of a rule of conduct. The Standards Panel has the authority to make binding decisions regarding allegations of minor misconduct.

Section 5.104 of the Act requires that local governments adopt the model code as its Code of Conduct within three months of the Regulations coming into operation (by 3 May 2021).

Until such time as the local government adopts the Code, the model code applies. To begin implementation of the model code, by 24 February 2021 local governments must:

- Appoint a person to receive complaints by either affirming the current complaint officers or appoint a new or additional officer(s); and
- Approve a form for complaints to be lodged.

The local government must, in writing, authorise one or more persons to receive complaints and withdrawals of complaints.



Item 14.6 continued

Under the Act, a local government may delegate to the CEO any of its powers or the discharge of any of its duties under the Act, other than those prescribed under section 5.43 of the Act.

All delegations made by Council must be by an absolute majority as prescribed by sections 5.42 and 5.44 of the Act that legislates Council's ability to delegate functions to the CEO.

The Act also allows the CEO to delegate to any employee the exercise of any of the CEO's powers or discharge of duties, in accordance with section 5.44 of the Act.

Complaints regarding alleged breaches under the Code of Conduct will be submitted to the specified authorised complaints officer(s) and acknowledged in a timely manner. Any withdrawals of complaints are also submitted to the authorised complaints officer(s).

Clause 12 of the Regulations outlines the process for dealing with complaints regarding the conduct of elected members and candidates. The local government specifies the process for complaints as part of its Code of Conduct.

The Model Code (attachment 2) has been attached to enable Councillors to review their obligations under the new legislation.

The Model is not provided for Council's adoption at this stage. It is intended that a facilitated workshop will occur within the next two months with Councillors to develop a new Code of Conduct to meet the deadline of s.5.104 of the Act which requires that local governments adopt the Model Code as its Code of Conduct within three months of the Regulations coming into operation (by 3 May 2021).

It should be noted that while local governments may not amend Division 2 (Principles) or Division 4 (Rules of Conduct), additional behaviour requirements can be included in Division 3 (Behaviours) if deemed appropriate. Any additions must be consistent with the Model Code of Conduct.

A policy will also be prepared for Council adoption by 3 May 2021 to provide further guidance on the lodgement and process for dealing with complaints.

In the interim, the following process will apply:

1. Complaint received within one month of the alleged breach occurring.
2. Complaint acknowledged within ten (10) days of receipt.
3. Councillor informed of complaint and invited to comment and provide information on the alleged conduct – provided fourteen (14) days to respond.
4. Complaints Officer analyses evidence provided and prepares draft report for Council consideration.
5. Complaints Officer provides both parties copy of draft report for comment – provided fourteen (14) days to respond.
6. Complaints Officer considers feedback and finalises report to Council.
7. Council considers report and makes a finding.
8. If Council cannot agree, complaint to be referred to independent person (to be determined) to review complaint and make recommendation on appropriate actions.
9. Report back to Council on independent review.
10. Both parties advised of Council decision and given twenty-eight (28) days to appeal decision.
11. Councillor Conduct Complaints Register updated on EMRC's website if breach determined.
12. Report back to Council if either party objects.
13. Action Plan developed in consultation with Councillor.
14. Action Plan is to be monitored for compliance, with any non-compliances and proposed action reported back to Council.



Item 14.6 continued

STRATEGIC/POLICY IMPLICATIONS

Key Result Area 3 – Good Governance

3.3 To provide responsible and accountable governance and management of the EMRC

FINANCIAL IMPLICATIONS

Nil

SUSTAINABILITY IMPLICATIONS

Nil

RISK IMPLICATIONS

RISK: Non-compliance with the <i>Local Government Act 1995</i> and EMRC's responsibility to maintain responsible and accountable governance and management of the organisation.		
Consequence	Likelihood	Rating
Moderate	Unlikely	Moderate
Action/Strategy		
Council to authorise the EMRC Chief Executive Officer as its Complaints Officer and endorse the Complaint About Alleged Breach form.		

MEMBER COUNCIL IMPLICATIONS

Member Council

Town of Bassendean
 City of Bayswater
 City of Belmont
 City of Kalamunda
 Shire of Mundaring
 City of Swan

Implication Details

While Councillors will also be governed by a same Model Code of Conduct at their own council, this relates specifically the community expectations of behaviour in discharging their duties as Councillors of the EMRC.

ATTACHMENT(S)

1. Complaint About Alleged Breach Form (Ref: D2021/02219)
2. Model Code of Conduct – Sch. 1 of *Local Government (Model Code of Conduct) Regulations 2021* (Ref: D2021/02223)

VOTING REQUIREMENT

Absolute Majority



Item 14.6 continued

RECOMMENDATION(S)

That Council:

1. Authorises the Chief Executive Officer to be the Complaints Officer.
2. By Absolute Majority in accordance with s.5.42 of the *Local Government Act 1995*, delegates power to the Chief Executive Officer to appoint authorised complaints officers.
3. Endorse the Complaint About Alleged Breach form, forming attachment 1 to this report.

COUNCIL RESOLUTION(S)

MOVED CR CONGERTON

SECONDED CR HAMILTON

THAT COUNCIL:

1. AUTHORISES THE CHIEF EXECUTIVE OFFICER TO BE THE COMPLAINTS OFFICER.
2. BY ABSOLUTE MAJORITY IN ACCORDANCE WITH S.5.42 OF THE *LOCAL GOVERNMENT ACT 1995*, DELEGATES POWER TO THE CHIEF EXECUTIVE OFFICER TO APPOINT AUTHORISED COMPLAINTS OFFICERS.
3. ENDORSE THE COMPLAINT ABOUT ALLEGED BREACH FORM, FORMING ATTACHMENT 1 TO THIS REPORT.

CARRIED UNANIMOUSLY



Complaint About Alleged Breach Form

Code of Conduct for Council Members, Committee Members and Candidates

Local Government (Model Code of Conduct) Regulations 2020

NOTE A complaint about an alleged breach must be made:

- (a) in writing in the form approved by the local government
- (b) to an authorised person
- (c) within one month after the occurrence of the alleged breach

Name of person who is making the complaint

Full Name

Contact details of person making the complaint

Address

Email

Contact Number

Name of the Local Government (City, Town, Shire) concerned

Name of Council Member, Committee Member, Candidate alleged to have committed the breach

Full Name

State the full details of the alleged breach. Attach any supporting evidence to your “Complaint About Alleged Breach Form”

Date of alleged breach

Signed

Complainant’s Signature

Date of Signing

Received by Authorised Complaints Officer

Authorised Officer’s Name

Authorised Officer’s Signature

Note to Person making the Complaint

This form should be completed, dated and signed by the person making a complaint of an alleged breach of the Code of Conduct. The complaint is to be specific about the alleged breach and include the relevant section/subsection of the alleged breach.

The complaint must be made to the authorised officer within one month after the occurrence of the alleged breach.

Signed complaint form is to be forwarded to CouncilEnquiry@emrc.org.au



Western Australia

Local Government Act 1995

Local Government (Model Code of Conduct) Regulations 2021

As at 03 Feb 2021

Version 00-a0-01
Published on www.legislation.wa.gov.au

Local Government (Model Code of Conduct) Regulations 2021

Contents

Part 1 — Preliminary		
1.	Citation	1
2.	Commencement	1
Part 2 — Model code of conduct		
3.	Model code of conduct (Act s. 5.103(1))	2
Part 3 — Repeal and consequential amendments		
Division 1 — Repeal		
4.	<i>Local Government (Rules of Conduct) Regulations 2007</i> repealed	3
Division 2 — Other regulations amended		
5.	<i>Local Government (Administration) Regulations 1996</i> amended	3
Part 9A — Minor breaches by council members		
34D.	Contravention of local law as to conduct (Act s. 5.105(1)(b))	3
6.	<i>Local Government (Audit) Regulations 1996</i> amended	4
7.	<i>Local Government (Constitution) Regulations 1998</i> amended	4
Schedule 1 — Model code of conduct		
Division 1 — Preliminary provisions		
1.	Citation	5

Contents

2.	Terms used	5
	Division 2 — General principles	
3.	Overview of Division	5
4.	Personal integrity	5
5.	Relationship with others	6
6.	Accountability	6
	Division 3 — Behaviour	
7.	Overview of Division	7
8.	Personal integrity	7
9.	Relationship with others	7
10.	Council or committee meetings	8
11.	Complaint about alleged breach	8
12.	Dealing with complaint	8
13.	Dismissal of complaint	10
14.	Withdrawal of complaint	10
15.	Other provisions about complaints	10
	Division 4 — Rules of conduct	
16.	Overview of Division	11
17.	Misuse of local government resources	11
18.	Securing personal advantage or disadvantaging others	11
19.	Prohibition against involvement in administration	12
20.	Relationship with local government employees	12
21.	Disclosure of information	13
22.	Disclosure of interests	14
23.	Compliance with plan requirement	15
	Notes	
	Compilation table	16
	Defined terms	

Local Government (Model Code of Conduct) Regulations 2021

Part 1 — Preliminary

1. Citation

These regulations are the *Local Government (Model Code of Conduct) Regulations 2021*.

2. Commencement

These regulations come into operation as follows —

- (a) Part 1 — on the day on which these regulations are published in the *Gazette*;
- (b) the rest of the regulations — on the day on which the *Local Government Legislation Amendment Act 2019* sections 48 to 51 come into operation.

Part 2 — Model code of conduct

3. Model code of conduct (Act s. 5.103(1))

The model code of conduct for council members, committee members and candidates is set out in Schedule 1.

Part 3 — Repeal and consequential amendments

Division 1 — Repeal

**4. *Local Government (Rules of Conduct) Regulations 2007*
 repealed**

The *Local Government (Rules of Conduct) Regulations 2007* are repealed.

Division 2 — Other regulations amended

**5. *Local Government (Administration) Regulations 1996*
 amended**

- (1) This regulation amends the *Local Government (Administration) Regulations 1996*.
- (2) After regulation 34C insert:

Part 9A — Minor breaches by council members

**34D. Contravention of local law as to conduct
 (Act s. 5.105(1)(b))**

- (1) In this regulation —
local law as to conduct means a local law relating to the conduct of people at council or committee meetings.
- (2) The contravention of a local law as to conduct is a minor breach for the purposes of section 5.105(1)(b) of the Act.

6. Local Government (Audit) Regulations 1996 amended

- (1) This regulation amends the *Local Government (Audit) Regulations 1996*.
- (2) In regulation 13 in the Table:
- (a) under the heading “**Local Government Act 1995**” delete “s. 5.103” and insert:

s. 5.104

- (b) delete:

Local Government (Rules of Conduct) Regulations 2007		
r. 11		

7. Local Government (Constitution) Regulations 1998 amended

- (1) This regulation amends the *Local Government (Constitution) Regulations 1998*.
- (2) In Schedule 1 Form 7 delete “*Local Government (Rules of Conduct) Regulations 2007*.” and insert:

code of conduct adopted by the ³ under section 5.104 of the *Local Government Act 1995*.

Schedule 1 — Model code of conduct

[r. 3]

Division 1 — Preliminary provisions

1. Citation

This is the *[insert name of local government] Code of Conduct for Council Members, Committee Members and Candidates*.

2. Terms used

(1) In this code —

Act means the *Local Government Act 1995*;

candidate means a candidate for election as a council member;

complaint means a complaint made under clause 11(1);

publish includes to publish on a social media platform.

(2) Other terms used in this code that are also used in the Act have the same meaning as they have in the Act, unless the contrary intention appears.

Division 2 — General principles

3. Overview of Division

This Division sets out general principles to guide the behaviour of council members, committee members and candidates.

4. Personal integrity

(1) A council member, committee member or candidate should —

(a) act with reasonable care and diligence; and

(b) act with honesty and integrity; and

(c) act lawfully; and

(d) identify and appropriately manage any conflict of interest;
and

(e) avoid damage to the reputation of the local government.



14.7 REVIEW OF DELEGATED POWERS AND DUTIES

REFERENCE: D2021/02041

PURPOSE OF REPORT

The purpose of this report is to complete the annual statutory review of the exercise of powers and discharge of duties as delegated by Council.

KEY POINTS AND RECOMMENDATION(S)

- It is a requirement of section 5.18 of the *Local Government Act 1995* (the Act) that the delegations made by the Council to Committees are reviewed at least once in every financial year.
- It is a requirement of section 5.46 of the Act that the delegations made by the Council to the Chief Executive Officer (CEO) are reviewed at least once in every financial year.
- The delegation of powers and duties remaining current, are submitted for review and are recommended to be reaffirmed by Council.

Recommendation(s)

That Council re-affirms the delegated powers and duties as listed in the report.

SOURCE OF REPORT

Chief Financial Officer

BACKGROUND

It is a requirement of section 5.18 of the Act that the delegations made by the Council to Committees are reviewed at least once in every financial year.

It is a requirement of section 5.46 of the Act that the delegations made by the Council to the CEO are reviewed at least once in every financial year.



Item 14.7 continued

REPORT

The list of Council decisions to delegate its powers or duties to a Committee or to the CEO are listed below. Only the decisions which are still current are being recommended to Council for review and to be re-affirmed.

The following is the list of current delegations required to be re-affirmed by Council:

Delegation Number	Date of Original Delegation	Description of Delegation	Delegated to	Reference
C2/97	29/08/1996	Power to pay accounts between meetings.	CEO	Current
C/2014	04/12/2014	That Council pursuant to Section 5.42 of the <i>Local Government Act 1995</i> , amends the delegation to the Chief Executive Officer with respect to payments from the municipal or trust funds, to include a condition that the Chief Executive Officer is to provide a brief description outlining the nature of each transaction and payment made from municipal or trust funds on a monthly basis.	CEO	D2014/12979 17.2 Notice of Motion (Council)
C7/2001	22/02/2001	Authority to approve legal services to the value of \$5,000 in accordance with Council Policy Legal Representation Costs Indemnity Policy.	CEO	Current
C1/2005	19/05/2005	Finalise the sale of the land, within Lot 12, required for the Hills Spine Road and Perth – Adelaide Highway, to the Western Australian Planning Commission.	CEO	Current DMDOC/34306 (TAC Report) DMDOC/32855 (Council Minutes)
C1/2006	20/07/2006	The CEO, in consultation with the Chairman, is delegated authority to approve interstate and local travel related expenditure associated with pursuing lobbying and advocacy issues of an urgent nature, in accordance with Council Policy 1.8 – Lobbying and Advocacy Policy. Note: This delegation has been amended by C5/2016 such that the authority is also in accordance to Council approved budget. (D2018/07021)	CEO	Current DMDOC/107688 (CEOAC Report) DMDOC/52370 (Council Minutes)



Item 14.7 continued

Delegation Number	Date of Original Delegation	Description of Delegation	Delegated to	Reference
C2/2006	24/08/2006	That the CEO make appointments to the position of Acting Chief Executive Officer based on the EMRC employee holding the substantive position of Director and appointments being for a period of not longer than six (6) weeks.	CEO	Current DMDOC/55573 (Report) DMDOC/54252 (Council Minutes)
C1/2010	18/02/2010	That Council, by an absolute majority in accordance with section 5.42 of the <i>Local Government Act 1995</i> , delegate authority to the Chief Executive Officer to enter into contracts for the sale of EMRC generated products to a maximum contract value of \$3,000,000 (ex GST)	CEO	Current DMDOC/126570 (Report) DMDOC/123820 (Council Minutes)
C1/2014	20/02/2014	That Council: 1. By absolute majority acting pursuant to section 5.42 of the <i>Local Government Act 1995</i> , delegates authority to the Chief Executive Officer to accept tenders conditional upon: (a) Provision having been made in the current budget for the purchase of the particular item or as authorised by Council in advance. Note: this delegation has been amended by C5/2016 at the Council meeting held 24/03/2016 (D2016/04799) increasing the limit from \$350,000 to \$400,000 excluding GST.	CEO	Current D2014/00706 (Report) D2013/02643 (Council Minutes)
C1/2015	19/02/2015	By absolute majority in accordance with section 5.42 of the <i>Local Government Act 1995</i> , delegates authority to the Chief Executive Officer to donate EMRC product to the value of \$10,000 p.a.	CEO	Current D2015/02243 (Report) D2015/00181 (Council)
C4/2015	20/08/2015	That Council, by absolute majority, in accordance with Section 5.42(1) of the <i>Local Government Act 1995</i> , delegate authority, to the CEO, to invite tenders on its behalf.	CEO	Current D2015/13575 (Report) D2015/10208 (Council)



Item 14.7 continued

Delegation Number	Date of Original Delegation	Description of Delegation	Delegated to	Reference
C5/2016	24/03/2016	<p>That Council:</p> <p>3. By absolute majority in accordance with section 5.45 of the Local Government Act 1995, amends delegation C1/2014 increasing the authority limit of the Chief Executive Officer to accept tenders to \$400,000 excluding GST.</p> <p>4. By absolute majority in accordance with section 5.42 of the Local Government Act 1995, delegates authority to the Chief Executive Officer to exercise the option to extend any contract awarded under a tender with further extension periods following the initial contract period, subject to satisfactory performance.</p> <p>5. Receives a report detailing the list of items approved under delegated authority as they arise at the next ordinary meeting of council.</p>	CEO	<p>Current</p> <p>D2016/03708 (Report)</p> <p>D2016/01544 (Council)</p>
C6/2016	23/06/2016	<p>That Council by absolute majority in accordance with section 5.42 of the <i>Local Government Act 1995</i> delegate authority to the Chief Executive Officer to negotiate and enter into contracts for waste disposal related to operations at the Red Hill Waste Management Facility and Hazelmere Resource Recovery Park.</p>	CEO	<p>Current</p> <p>D2016/08210 (Report)</p> <p>D2016/06161 (Council)</p>
C3/2017	18/05/2017	<p>That Council:</p> <p>2. Grant the CEO delegated authority to accept quotations from HAAS or its authorised suppliers for the supply of spare parts and periodic equipment repairs of the HAAS timber grinder.</p>	CEO	<p>Current</p> <p>D2017/05958 (TAC Report)</p> <p>D2017/07166 (Council Report)</p>



Item 14.7 continued

Delegation Number	Date of Original Delegation	Description of Delegation	Delegated to	Reference
C2/2018	24/05/2018	That: 1. Council approve contract variations requested by Anergy Australia Pty Ltd under the contract with the EMRC up to the value specified in the report. 2. Council authorise a contingency allowance on the revised cost to completion as specified in the report for any further contract variations that may arise in completion of the Hazelmere wood waste to energy plant.	CEO	Current D2018/05183 (Council Report)
C15/2018	6/12/2018	That: 1. Council authorises the CEO to enter into confidential discussions with the Western Metropolitan Regional Council in relation to the supply of residual waste for the proposed Resource Recovery Facility while negotiating for the supply of their general waste streams. 2. Any proposal for the supply of residual waste from Western Metropolitan Regional Council for the proposed Resource Recovery Facility be referred back to Council for consideration. 3. The report remains confidential and be certified by the Chairman and CEO.	CEO	Current D2018/15614 (Council Report)
C3/2019	22/08/2019	That Council authorises: 1. The Chairman to approve any leave request from the CEO on its behalf. 2. The Deputy Chairman to approve any leave request from the CEO on its behalf, in the circumstances the Chairman is unavailable.	Chairman Deputy Chairman	D2019/11274 (Council Report)



Item 14.7 continued

Delegation Number	Date of Original Delegation	Description of Delegation	Delegated to	Reference
C5/2019	19/09/2019	That: 1. Council delegates authority to the Chief Executive Officer to issue, and to instruct EMRC's lawyers to issue, any default notices that may be required pursuant to any of the agreements between Anergy Australia Pty Ltd and the EMRC.	CEO	Current D2019/10941 (WAC Report) D2019/13752 (Council Report)

STRATEGIC/POLICY IMPLICATIONS

Key Result Area 3 – Good Governance

3.3 To provide responsible and accountable governance and management of the EMRC

FINANCIAL IMPLICATIONS

Nil

SUSTAINABILITY IMPLICATIONS

Nil

RISK MANAGEMENT

RISK: Non-compliance with Financial Regulations		
Consequence	Likelihood	Rating
Moderate	Unlikely	Moderate
Action / Strategy		
<ul style="list-style-type: none"> Annual review of delegated powers and duties is required to comply with the <i>Local Government Act 1995</i>. 		



Item 14.7 continued

MEMBER COUNCIL IMPLICATIONS

Member Council	Implication Details
Town of Bassendean	} Nil
City of Bayswater	
City of Belmont	
City of Kalamunda	
Shire of Mundaring	
City of Swan	

ATTACHMENT(S)

Nil

VOTING REQUIREMENT

Simply Majority

RECOMMENDATION(S)

That Council re-affirms the delegated powers and duties as listed in the report.

Cr Jeans moved an amendment to the officer recommendation that Delegation Number C15/2018 is no longer required and should be removed from the Delegated Powers and Duties Register.

Alternative Recommendation

That Council reaffirms the delegated powers and duties as listed in the Register with the exception of Delegation Number C15/2018.

The Chairman asked for a mover and a seconder to the alternate motion.

Cr Jeans moved the motion and Cr Congerton seconded.

COUNCIL RESOLUTION(S)

MOVED CR JEANS

SECONDED CR CONGERTON

THAT COUNCIL RE-AFFIRMS THE DELEGATED POWERS AND DUTIES AS LISTED IN THE REPORT WITH THE EXCEPTION OF DELEGATION NUMBER C15/2018.

CARRIED UNANIMOUSLY



Item 14 continued

14.8 ITEMS CONTAINED IN THE INFORMATION BULLETIN

REFERENCE: D2020/27450

The following items are included in the Information Bulletin, which accompanies the Agenda.

- 1.1 REGISTER OF COUNCIL RESOLUTIONS 2020 (Ref: D2020/02103)
- 1.2 CEO EXERCISE OF DELEGATED POWERS AND DUTIES (Ref: D2021/02210)
- 1.3 2020/2021 COUNCIL TONNAGE COMPARISONS AS AT 31 JANUARY 2021 (Ref: D2020/25238)
- 1.4 CORPORATE BUSINESS PLAN 2020/2021 – 2024/2025 PROGRESS REPORT OCTOBER TO DECEMBER 2020 (Ref: D2021/02037)
- 1.5 WASTE EDUCATION UPDATE OCTOBER TO DECEMBER 2020 (Ref: D2021/02038)
- 1.6 URBAN AND NATURAL ENVIRONMENT ACTIVITY REPORT OCTOBER TO DECEMBER 2020 (Ref: D2021/02039)

RECOMMENDATION(S)

That Council notes the items contained in the Information Bulletin accompanying the 25 February 2021 Ordinary Meeting of Council Agenda.

COUNCIL RESOLUTION(S)

MOVED CR CONGERTON

SECONDED CR HAMILTON

THAT COUNCIL NOTES THE ITEMS CONTAINED IN THE INFORMATION BULLETIN ACCOMPANYING THE 25 FEBRUARY 2021 ORDINARY MEETING OF COUNCIL AGENDA.

CARRIED UNANIMOUSLY



15 REPORTS OF COMMITTEES

15.1 LEGAL COMMITTEE MEETING HELD 10 FEBRUARY 2021

(REFER TO MINUTES OF COMMITTEE)

REFERENCE: D2021/01849 (LC) - D2021/01849

The minutes of the Legal Committee meeting held on **10 February 2021** accompany and form part of this agenda – (refer to section of 'Minutes of Committees' for Council accompanying this Agenda).

QUESTIONS

The Chairman invited general questions from members on the minutes of the Legal Committee.

The Chairman advised that as the Committee has delegated powers, all Council needs to do here is to note the unconfirmed minutes of the Legal Committee meeting held 10 February 2021.

Cr Marks and Cr Powell declared an interest and left the meeting at 6:33pm.

Cr Rossi, Mr Christie and Ms Reid from the City of Belmont staff left the meeting at 6:33pm.

RECOMMENDATION(S)

That Council notes the unconfirmed minutes of the Legal Committee held 10 February 2021 (Section 15.1).

COUNCIL RESOLUTION(S)

MOVED CR CONGERTON

SECONDED CR HAMILTON

THAT COUNCIL NOTES THE UNCONFIRMED MINUTES OF THE LEGAL COMMITTEE HELD 10 FEBRUARY 2021 (SECTION 15.1).

CARRIED UNANIMOUSLY 10/0

Cr Marks and Cr Powell were absent for the vote.

Following the vote, Cr Marks, Cr Powell, Cr Rossi, Mr Christie and Ms Reid returned to the meeting at 6:35pm.



16 REPORTS OF DELEGATES

16.1 MUNICIPAL WASTE ADVISORY COUNCIL (MWAC) MINUTES HELD 9 DECEMBER 2020

Cr Johnson, the MWAC delegate member for the EMRC, provided the minutes of the MWAC that were distributed prior to the meeting.

The Chairman invited Cr Johnson to speak to this item and take any questions from Councillors.

Cr Johnson spoke to the item and complimented representatives on the MWAC as having very good expertise.

Discussions took place around the waste levy being potentially increased and expanded into the future and how the Container Deposit Scheme is progressing.



Municipal Waste Advisory Council

Minutes

4.00pm Wednesday
9 December 2020
Online

CONTENTS

1	PROCEDURAL MATTERS.....	4
1.1	Presentation – Verge Valet	4
1.2	MWAC Minutes tabled at WALGA State Council.....	4
2	MINUTES OF PREVIOUS MEETING.....	4
2.1	Confirmation of the Previous MWAC Minutes.....	4
2.2	Out of Session Flying Minute – WARR Act Review Submission***	4
2.3	Business Arising from the Previous MWAC Minutes.....	5
3	DECISION ITEMS	6
3.1	Guideline: Better Practice Composting***	6
3.2	Waste Derived Material Framework.....	7
4	DISCUSSION ITEMS.....	7
4.1	Productivity Commission Inquiry into the Right to Repair	7
5	INFORMATION ITEMS.....	8
5.1	CDS Donation Point Collections	8
5.2	Australian Circular Economy Hub.....	9
5.3	Waste Sorted Grants Awarded	9
5.4	Bin Tagging Program	10
5.5	Pilbara Waste Summit.....	10
5.6	Waste Sorted E-Waste Grants.....	10
5.7	New WALGA Executive Manager	10
5.8	Infrastructure Survey – ASK Waste Management	10
5.9	Towards a Waste Free Future Report	11
5.10	Ministerial Correspondence – WARR Levy***	11
5.11	Container Deposit Scheme Update***	11
6	REPORTS	12
6.1	Working Groups/Committee Reports	12
7	OTHER GENERAL BUSINESS.....	13
7.1	Staff Movement	13
8	NEXT MEETING.....	13

ATTENDANCE

Cr Doug Thompson (Fremantle)	Southern Metropolitan Regional Council	<i>Chair</i>
Cr Les Price (Cue)	WALGA State Council	
Mayor Logan Howlett (Cockburn)	WALGA State Council	
Cr Ruth Butterfield (Armadale)	WALGA State Council	
Cr Peter Abetz	City of Gosnells	
Cr Giorgia Johnson (City of Bayswater)	Eastern Metropolitan Regional Council	
Cr Bob Hall	City of Greater Geraldton	
Cr David Boothman (Stirling)	Mindarie Regional Council	
Cr Jenny Green (Mandurah)	Rivers Regional Council	
Mr Tony Battersby	Bunbury Harvey Regional Council	
Mr Steve Fitzpatrick	Eastern Metropolitan Regional Council	
Mr Douglas Bruce	Eastern Metropolitan Regional Council	
Mr Marcus Geisler	Eastern Metropolitan Regional Council	
Mr Gunther Hoppe	Mindarie Regional Council	
Mr John McNally	Rivers Regional Council	
Mr Stefan Frodsham	Western Metropolitan Regional Council	
Mr James Trail (Coolgardie)	Non-Metropolitan Local Government	
Ms Rebecca Brown	Municipal Waste Advisory Council	
Ms Candy Wong	Municipal Waste Advisory Council	
Ms Sarah Cambetis	Municipal Waste Advisory Council	
Ms Narelle Cant	WA Local Government Association	
Mr Brendan Twine	Mindarie Regional Council	<i>Guest</i>

APOLOGIES

Cr Stephanie Stroud (Subiaco)	Western Metropolitan Regional Council
Mr Tim Youé	Southern Metropolitan Regional Council
Cr Tresslyn Smith (Bunbury)	Bunbury Harvey Regional Council
Ms Tazra Hawkins	Municipal Waste Advisory Council

1 PROCEDURAL MATTERS

1.1 *Presentation – Verge Valet****

The WMRC have an on request un-containerised verge collection service. This service has now expanded beyond their member Local Governments to the Town of Cambridge. Stefan Frodsham presented on the service, the presentation is **attached pg 1**.

1.2 *MWAC Minutes tabled at WALGA State Council*

A summary of the Minutes of the Municipal Waste Advisory Council meeting held Wednesday, 26 August and Wednesday, 28 October will be noted at the first WA Local Government Association State Council meeting in 2021.

2 MINUTES OF PREVIOUS MEETING

2.1 *Confirmation of the Previous MWAC Minutes*

MUNICIPAL WASTE ADVISORY COUNCIL MOTION (MAYOR HOWLETT/CR PRICE)

That the Minutes of the meeting of the Municipal Waste Advisory Council held on Wednesday, 28 October 2020 be confirmed as a true and accurate record of the proceedings.

2.2 *Out of Session Flying Minute – WARR Act Review Submission****

MUNICIPAL WASTE ADVISORY COUNCIL MOTION (MAYOR HOWLETT/CR PRICE)

That the Municipal Waste Advisory Council confirm the outcome of the out of session Flying Minute – WARR Act Review Submission – 20 November 2020 as a true and accurate record of the proceedings.

Background

The out of session Flying Minute of 20 November 2020 has been distributed to the Council for ratification, the outcome was as follows:

WARR Act Submission

For:

Mayor Logan Howlett (Cockburn)
Cr Jenny Green (Mandurah)
Cr Doug Thompson (Fremantle)
Cr Bob Hall
Cr David Boothman (Stirling)
Cr Stephanie Stroud (Subiaco)
Cr Tresslyn Smith (Bunbury)
Cr Peter Abetz
Cr Ruth Butterfield (Armadale)
Cr Les Price (Cue)

WALGA State Council
Rivers Regional Council
Southern Metropolitan Regional Council Chair
City of Greater Geraldton
Mindarie Regional Council
Western Metropolitan Regional Council
Bunbury Harvey Regional Council
City of Gosnells
WALGA State Council
WALGA State Council

Against, including no response:

Cr Giorgia Johnson (City of Bayswater) Eastern Metropolitan Regional Council

Attached pg 13 the MWAC Flying Minute and WARR Act Submission.

2.3 Business Arising from the Previous MWAC Minutes

A	Issue	August 2018 MWAC Item 3.4 Community and Industry Engagement Grant - Feedback		
	Action	That the Municipal Waste Advisory Council endorse: <ol style="list-style-type: none"> 1. Providing feedback to the Waste Authority on the CIE Projects 2. Undertaking the following Projects as staffing capacity allows: <ul style="list-style-type: none"> ○ Reuse Shop Awards ○ Non-Metropolitan Waste Summit ○ Container Deposit Scheme – events 		
	Timeframe		Status	1. Complete – response yet to be received 2. Reuse Shop Awards – will be progressed in 2021.
B	Issue	December 2018 MWAC Item 7.2 TV and Computer Product Stewardship Scheme		
	Action	That the Municipal Waste Advisory Council: <ol style="list-style-type: none"> 1. Write to the Environment Minister and Waste Authority requesting funding to assist Local Governments impacted by the National Television and Computer Recycling Scheme. 2. Continue to advocate for State based Targets for the National Television and Computer Recycling Scheme. 		
	Timeframe		Status	Complete
C	Issue	October 2020 MWAC Item 3.1 WARR Levy and Economic Impact of COVID-19		
	Action	That the Municipal Waste Advisory Council: That the Municipal Waste Advisory Council endorse correspondence to the Environment Minister seeking information on the future direction to the WARR Levy and identifying the economic impact of COVID-19 on Local Government and their communities.		
	Timeframe		Status	Complete – see Information Item 5.11 for response.
D	Issue	October 2020 MWAC Item 3.2 Second Wave Planning		
	Action	That the Municipal Waste Advisory Council: <ul style="list-style-type: none"> • Endorse the Second wave planning document • Send correspondence highlighting the work to the Environment Minister and Director General of the Department of Water and Environmental Regulation. 		
	Timeframe		Status	Complete
E	Issue	October 2020 MWAC Item 3.3 Office of the Auditor General Report Response		
	Action	That the Municipal Waste Advisory Council: <ul style="list-style-type: none"> • Endorse the response to Office of Auditor General report on Waste Management Service Delivery • Send correspondence to the Local Government Minister highlighting the response to the Report. 		
	Timeframe		Status	Complete
F	Issue	October 2020 MWAC Item 3.4 Industry Training Reference Group		
	Action	That the Municipal Waste Advisory Council endorse: <ul style="list-style-type: none"> • The formation of an Industry Training Reference Group • Terms of Reference for the Group. 		
	Timeframe		Status	Complete – the members for the Group and an update of the activities are included in section 6.1.

G	Issue	October 2020 MWAC Item 4.1 Strategic Planning for Non-Metropolitan Waste Management		
	Action	Correspondence be sent to the Waste Authority highlighting the need to fast track non-metropolitan waste planning – across all waste streams.		
	Timeframe		Status	Work in progress

H	Issue	October 2020 MWAC Item 5.6 Container Deposit Scheme		
	Action	1. Correspondence be sent to the Environment Minister regarding refund points meeting the minimum opening hours. 2. The Executive Officer to raise with DWER the regulation of collection services from schools, community groups and sporting clubs which is outside the formal Scheme.		
	Timeframe		Status	1. Complete, see Information Item 5.11. 2. Complete, see Information Item 5.1

3 DECISION ITEMS

3.1 *Guideline: Better Practice Composting****

MUNICIPAL WASTE ADVISORY COUNCIL MOTION (MAYOR HOWLETT/CR PRICE)

That the Municipal Waste Advisory Council endorse the draft Submission on the Department of Water and Environmental Regulation Guideline: Better Practice Composting.

In Brief

- MWAC has provided feedback into two previous iterations of this document in 2015 and 2016 – which were Environmental Standards.
- The most recent draft is pitched as a Guideline for Better Practice, however the document is focused on environmental compliance.

Background

In 2015 and 2016, the then Department of Environment Regulation (DER) developed and consulted on two drafts of an Environmental Standard for composting. The Environmental Standard took a risk based approach, based on the specific location/receiving environment of the facility. One of the primary drivers for developing the Environmental Standard was the situation with the Bio-organics facility and the [Parliamentary Inquiry](#) which followed.

Comment

Although the draft Guideline is titled Better Practice it still focuses strongly on environmental standards, rather than what a Better Practice facility would include. The intent of the document being Better Practice, rather than just an environmental regulation, is that it also meets the requirement in the WARR Strategy for Better Practice Guidelines.

There are a range of Better Practice Guidelines being developed by the Department – including one for Solid Waste Facilities – the concern is that the same approach will be taken for these documents. Instead of being used as a template for what a better practice approach should be these documents will be about meeting minimum environmental protection outcomes.

The Submission (**attached pg 23**) was provided to the Department by the closing date for consultation (25 November 2020). Any changes from the Municipal Waste Advisory Council will be provided to the Department, the feedback will also be raised at the next Waste Reform Advisory Group meeting in 2021.

Discussion at the Municipal Waste Advisory Council

The Guidelines will potentially be required for Composting facilities if they are included as a requirement in the licence conditions for the facility. Facilities are keen to ensure the Guidelines do not overly restrict feedstock, for example cardboard and paper as part of the FOGO collections.

3.2 Waste Derived Materials Legislative Framework***

MUNICIPAL WASTE ADVISORY COUNCIL MOTION (MAYOR HOWLETT/CR PRICE)

That the Municipal Waste Advisory Council endorse the draft Submission on the Department of Water and Environmental Regulation Discussion Paper on a Waste Derived Materials Framework.

In Brief

- The Department of Water and Environmental Regulation have released a [Discussion Paper on a Waste Derived Material Framework](#).
- This Framework is intended to protect the environment and provide a clear pathway for material *applied to land* to cease to be considered a waste (under the Environmental Protection and WARR Act).

Background

DWER commenced this process with the End of Waste Guidelines process in 2014. The End of Waste Guidelines were withdrawn, following the Eclipse Resource Ruling. In mid 2019 the Department released an Issues Paper *Waste not, Want not* focusing on options for a legislative framework for waste derived materials. Following the initial consultation, the DWER has developed a preferred approach which is outlined in the Discussion Paper.

The scope of the Framework is waste-derived materials that are applied to land in amounts that are regulated by the Licencing system under the Environmental Protection Act. Waste-derived material includes materials which are wholly or partly comprised of waste or wholly or partly derived from waste. The proposed Framework will require changes to the Waste Avoidance and Resource Recovery Act and Environmental Protection Act to provide for a process of Waste Derived Material Determinations – which would allow material (if processed and used in line with the Determination) to no longer be considered a waste under the Acts.

Comment

The Waste Reform Advisory Group (WRAG) had an opportunity to review a draft of the Discussion Paper and many of the concerns raised by the Group have been addressed in the Discussion Paper. A significant concern raised by the WRAG members that is still in the Discussion Paper, are the requirements and potential penalties for those using waste derived materials. Submissions close on 18 December 2020. The Draft Submission is **attached pg 30**.

Discussion at the Municipal Waste Advisory Council

Concern was expressed that the Draft Framework put a significant obligation on the end user and potentially transfer liability. It was considered that if the product met the relevant Australian Standard that should be a sufficient requirement.

4 DISCUSSION ITEMS

4.1 Productivity Commission inquiry into the Right to Repair

In Brief

- The [Productivity Commission](#) is undertaking an Inquiry into the Right to Repair – including addressing issues such as built in obsolescence.
- Local Governments may facilitate reuse and repair programs, through transfer stations/landfill/Reuse Shop activities or supporting community groups.
- Local Government also undertakes the management of much of the waste that is generated by the current approach to manufacturing of products.

For Discussion

- What reuse / repair options does your Local Government undertake or facilitate?
- Feedback on any of the points in the Productivity Commission Terms of Reference?

Background

In undertaking the inquiry, the Commission has been asked to consider:

1. The legislative arrangements that govern repairs of goods and services, and whether regulatory barriers exist that prevent consumers from sourcing competitive repairs
2. The barriers and enablers to competition in repair markets, including analysing any manufacturer-imposed barriers, and the costs and benefits associated with broader application of regulated approaches to right of repair and facilitating legal access to embedded software in consumer and other goods
3. The impact of digital rights management on third-party repairers and consumers, and how intellectual property rights or commercially-sensitive knowledge would interact with a right to repair
4. The effectiveness of current arrangements for preventing premature or planned product obsolescence and the proliferation of e-waste, and further means of reducing e-waste through improved access to repairs and increased competition in repair markets
5. The impact on market offerings, should firms have their control over repair removed.

The Commission is seeking Submissions on an Issues Paper (due to be released in early December 2020) by 1 February 2021. The Commission will then release a draft Report in June 2021 and seek feedback on the Report.

Feedback from the Officers Advisory Group supported undertaking a short survey of the sector to determine their current activity in this area. Officers also identified the European Union Right to Repair legislation could provide a model for Australia. A short Submission will be developed and MWAC will also contribute to the Australian Local Government Association Submission.

Discussion at the Municipal Waste Advisory Council

MWAC discussed this issue, comments included:

- Concerns with built in obsolescence as standard practice for game consoles and phones
- That there should be an obligation to make products so they can be repaired – at a reasonable cost – in many cases it is more expensive to repair a product than to buy a new one
- Local Governments are facilitating Repair Cafes, by providing space for community groups to operate them, or other forms of promotion/support. These Cafes are frequently run by volunteers and are an important community building opportunity
- Test and Tag is common practice for Local Government Reuse Shops, it ensures things are safe to sell, but does not guarantee they function.
- The EU Legislation will require that parts for products have to be available for 10 years after something is taken off the market.

5 INFORMATION ITEMS

5.1 CDS Donation point collections

- Following the discussion at the October MWAC Meeting regarding collections from donations points, MWAC staff sought clarification from the Department of Water and Environmental regulation on what activities were occurring. The response as follows:
- *The Ministers for Education and Environment wrote to all State and non-State schools respectively to advise them of the CDS and this issue. The letter included:*
 - *Our State's new container deposit scheme is an exciting fundraising and community building opportunity for schools. Please ensure that the information below reaches the relevant person, such as the president or fundraising committee of your Parents and Citizens (P&C) Association.*

- *From 1 October, anyone can return empty eligible drink containers to a Containers for Change refund point to receive a 10 cent refund, which they can choose to keep or donate, for example to a charity or school P&C.*
- *This provides opportunities for schools to be involved and generate additional income through donations of either containers or refunds from the community.*
- *I encourage your school to sign up for a Containers for Change scheme ID. The Containers for Change scheme ID is a unique code securely linked to a nominated bank account. Your school can sign up for a Containers for Change scheme ID at www.containersforchange.com.au. Using your scheme ID, supporters can donate their containers to your school P&C by quoting the P&C's scheme ID when returning containers to any Containers for Change refund point.*
- *Your school may also wish to become a donation location, with a bin or cage on site where people can safely drop off their eligible containers. You may want to partner with a local refund point to access container collection infrastructure or make arrangements for bulk container returns.*
- *I am aware of private corporations seeking to enter exclusive commercial partnerships with schools to collect containers in exchange for goods or services. Schools entering into such an arrangement should be careful to ensure they realise the full potential financial value of the new container deposit scheme.*
- *Schools choosing to enter into a collection arrangement with a Containers for Change refund point should expect to receive 10 cents per eligible container. School-based donation locations are capable of providing significant container volume to refund points. Refund points are paid by the scheme coordinator on a per container basis, so this volume can be valuable to the refund point operator.*
- *Some refund points provide transport options, such as trailers, free of charge to community groups. However, refund points may also charge reasonable cost-recovery fees if they are providing collection infrastructure (such as a cage or bin) and/or picking up and transporting containers from your donation location. Schools that chose to negotiate an arrangement with a local refund point operator should seek an arrangement that meets their collection needs and provides the best fundraising outcomes.*
- *The approach the Department have generally taken is to recommend that community organisations contact Containers for Change for more information about opportunities for donations, but have also conveyed the above information whenever one has contacted us directly.*

5.2 Australian Circular Economy Hub

- The [Australian Circular Economy](#) (ACE) Hub was launched on Tuesday 24 November. This Group aims to facilitate the transition to a circular economy in Australia. The ACE hub aims to be the one stop shop for all things circular in Australia – a platform for sharing information and inspiration, and for celebrating the efforts of all those working towards this transition.
- MWAC Staff will keep a watching brief on the hub to identify any potential for Local Government through its activities.

5.3 Waste Sorted Grants Awarded

- MWAC submitted 4 grant applications to the most recent round of WasteSorted Grants, there were for a FOGO Business Case, No Junk Mail Project, Non-Metropolitan Waste Summit and Increasing Resource Recovery from Multiple Unit Dwelling (MUD) Pilot and Guideline. Only one was successful, the MUD Pilot and Guideline.
- There were 14 successful applications, 7 were from Local Governments including:
 - City of Greater Geraldton - Meru Waste Disposal Composting Facility (\$176,000)
 - Eastern Metropolitan Regional Council (EMRC) - Tackling a Troublesome Two: Provision of drop-off points for expanded polystyrene and aerosols in Perth's Eastern Region (\$65,775)

- Southern Metropolitan Regional Council (SMRC) - FOGO decontamination with slow speed shredder (\$250,000)
- City of Wanneroo - WasteSorted - talking my language! (\$41,547)
- Bunbury Harvey Regional Council - Watch Your Waste and Be a GREAT Sort education campaign using the WasteSorted Toolkit (\$48,058)
- Eastern Metropolitan Regional Council (EMRC) - Circular Economy Training and Capacity Building (\$50,000)
- Shire of East Pilbara - Engaging Newman in Waste Management (\$23,085).

5.4 Bin Tagging Program

- WALGA is progressing with the new three year Bin Tagging Program. A request for quotation has been developed for a Bin Tagging App and an Expression of Interest released for participation in the Program (over the next 3 years).

5.5 Pilbara Waste Summit

- On Thursday 5 and Friday 6 November, the third non-metropolitan Waste Summit was held in Karratha. It was attended by over 50 representatives from Local Government, State Government, community groups and industry. Very positive feedback was received on the event.
- There was considerable interest in regional collaboration, therefore WALGA held a meeting to discuss this on Wednesday 25 November. The key actions from that meeting were to:
 - Follow up with the Minister for Regions to determine potential options for facilitating regional collaboration, the role of Development Commissions and infrastructure approaches
 - Identification of what potential models for cooperation exist – for example the Bunbury Harvey Regional Council Alliance model.

5.6 Waste Sorted E-Waste Grants

- WALGA submitted 4 grants for the E-waste Program to deliver e-waste temporary collection days across the metropolitan and non-metropolitan region. Over 40 expressions of interest were received from Local Governments to host the days.

5.7 New WALGA Executive Manager

- Ms Narelle Cant has been appointed as Executive Manager, Strategy, Policy and Planning and commenced on Monday 30 November.

5.8 Infrastructure Survey – ASK Waste Management

- ASK Waste Management have been appointed to undertake the initial infrastructure survey for Western Australia to inform the development of an infrastructure plan, as required in the WARR Strategy.
- There was some confusion as Blue Environment on behalf of the Federal Government, had been commissioned to undertake a similar activity and had sent their survey to some Local Governments and industry members. It has now been clarified that the ASK Waste Management survey should be completed, rather than the Blue Environment Survey. Blue Environment have issued a retraction of their survey.

5.9 Towards a Waste Free Future Report

- The Australian Academy for Technology and Engineering has released a [Towards a Waste-Free Future Report](#) which found that the [National Waste Policy Action Plan](#) goals will be “difficult to achieve without focusing on avoidance”. While the plan prioritises avoidance in principle, its “measures are heavily weighted towards waste collection and recycling, rather than avoidance, reuse, repair or remanufacture”.
- The report’s authors also said the stakeholders they had consulted were “overwhelmingly” of the view that the availability of new and suitable technology in the waste and resource recovery sector was not the core barrier to technology uptake. The Report found “The main challenge appears to be that Australia does not have the right economic, policy and regulatory frameworks to provide certainty and incentivise investment and innovation in a thriving waste and resource recovery sector.”
- The Report recommends a “paradigm shift to design for waste avoidance” – which it says the Commonwealth could accelerate by:
 - Targeting manufacturing grant programs and tax incentives toward innovative design for waste avoidance or minimisation (eg, product as a service, and reusable products), and sustainable use of recycled content
 - Creating standards and certification systems for reused and remanufactured goods to build consumer confidence and promote the design of products with reuse and refurbishment in mind
 - Creating a legislated consumer right to repair products, starting with electronics
 - Ensuring all costs and regulations apply equally to imports and Australian products to disincentives “free rider” or dumping behaviour.
- Other recommendations include a systems approach to increase resource productivity and recovery, and improved information quality, quantity, timeliness, and transparency to inform decision-making by policymakers, businesses, and consumers.
- Many of the Report’s recommendations align with Local Governments observations or commentary on the current gaps in activity.

5.10 Ministerial Correspondence – WARR Levy***

- At its October meeting MWAC endorsed correspondence to the Environment Minister seeking clarity on the future trajectory of the Levy to assist Local Governments with development of Waste Plans and to provide certainty for the next financial year. The correspondence also highlighted the impact of COVID-19 on communities.
- A response has been received, **attached pg 36**, and does not provide any further clarity on the future direction of the Levy.

5.11 Container Deposit Scheme Update***

- The Scheme Coordinator was due to release a report on the first month of the Scheme activity on 26 November. This report is part of the compulsory data reporting requirements, and will be published on the WARRRL website. The data will include:
 - The number of containers for which refund amounts have been paid by refund point operators during the reporting period, by region and by material type.
 - Total weight of various material types collected and delivered for recycling under the CDS, listed by material types.
- MWAC staff have undertaken an analysis (**attached pg 38**) of the overlap between Local Governments with kerbside and refund points. This information has been provided to WARRRL to highlight the need for additional refund points in the areas which do not have kerbside recycling. Once the WARRRL data is released, an analysis will be undertaken of the recovery rates by region.

- Following the MWAC October meeting correspondence was sent to the Environment Minister regarding Refund Points meeting the minimum network standard. A formal response has not yet been received from the Minister, however the Department have provided the following information:
- *Under the Scheme Coordinator Conditions of Appointment, WA Return Recycle Renew Ltd (WARRRL) must achieve at least 75% of the refund point targets stated in the Minimum Network Standards for each region from the Appointed Day. DWER is satisfied that WARRRL are meeting the Minimum Network Targets as required under the conditions of appointment.*
- *The Minimum Network Standards define minimum hours of operation for full time and flexible refund points. However, there are clear exemptions for mobile refund points, “which will not be required to adhere to specified minimum hours, as they need the flexibility to cater for seasonal, mobile, or event based circumstances.” Under the regulations the Coordinator must have regard to the economic viability of each proposed refund point and I am aware that some refund point operators have expressed concerns over potential viability of regional and remote refund points.*
- *Under regulation 12(2) the CEO must review the Minimum Network Standards as soon as practicable after the 6 month anniversary of the appointed day for section 47E of the Act and then at intervals of not more than 6 months for the first three years after the appointed day.*
- *DWER will be consulting with stakeholders, including WALGA, to identify opportunities for better defining and allocating refund point collection services under the Minimum Network Standards. I expect that this process will begin in May 2021.*

6 REPORTS

6.1 Working Groups/Committee Reports

1. Metropolitan Regional Council Working Group

Delegates/Nominees: Mr Tim Youé, Working Group Chair

The Working Group has not met since the previous MWAC Meeting.

2. Reducing Illegal Dumping Working Group

Delegates/Nominees: n/a

This Group has not met since the previous MWAC Meeting. The Group will be reviewed in 2021.

3. Vergeside Collection Working Group

Delegates/Nominees: n/a

This Group has not met for some time. The MWAC Executive Officer contacted DWER to determine if they still intended to progress Better Practice Vegeside Collection work this year. The Department is intending to do this and would value having the Vegeside Collection Working Group as a reference point.

4. Consistent Communications Collective

Representative: MWAC Executive Officer

The CCC met on 23 November to discuss National Recycling Week promotions, the Container Deposit Scheme and agree consistent terminology.

5. Industry Training Reference Group

Representative: MWAC Executive Officer

Members: Libby Eustance (WMRC), Emma Horsefield (LGIS), Emma Baker (Wanneroo), Brendan Twine (MRC), Justin Pereira (Remondis), Lia Barnett (WMRR).

The Group had its first meeting on 25 November. The next meeting is on Monday 14 December to work through the first two units of competency for the Waste Management Certificate III.

6. Waste Reform Advisory Group

Representative: MWAC Chair, MWAC Executive Officer and CEO of SMRC

This Group has not met since the previous MWAC Meeting.

7 OTHER GENERAL BUSINESS

7.1 *Staff movement*

The Chair noted this is Sarah Cambetis' last MWAC meeting, as she is returning to University in February 2021. The Chair thanked Sarah for her work with MWAC over the past year.

8 NEXT MEETING

The next meeting of the Municipal Waste Advisory Council will be held at WALGA, Boardroom at **4:00pm on Wednesday, 24 February 2021.**



17 MEMBERS' MOTIONS OF WHICH PREVIOUS NOTICE HAS BEEN GIVEN

Nil

18 NEW BUSINESS OF AN URGENT NATURE APPROVED BY THE CHAIRMAN OR PRESIDING MEMBER OR BY DECISION OF MEETING

Nil

19 CONFIDENTIAL MATTERS FOR WHICH THE MEETING MAY BE CLOSED TO THE PUBLIC

Cr Johnson questioned the rationale as to why Item 19.3, Draft Hazelmere Resource Recovery Park Development Plan 2020 was confidential.

The CEO advised that the document contains commercial-in-confidence information that is not available to the public.

RECOMMENDATION (Closing meeting to the public)

That the meeting be closed to members of the public in accordance with Section 5.23(2)(c) of the *Local Government Act 1995* for the purpose of dealing with matters of a confidential nature.

COUNCIL RESOLUTION

MOVED CR ZANNINO

SECONDED CR JEANS

THAT WITH THE EXCEPTION OF THE CHIEF EXECUTIVE OFFICER, CHIEF FINANCIAL OFFICER, CHIEF PROJECT OFFICER, CHIEF SUSTAINABILITY OFFICER, CHIEF OPERATING OFFICER, MANAGER PROCUREMENT AND GOVERNANCE, MANAGER FINANCIAL SERVICES, MANAGER HUMAN RESOURCES, WASTE AND RESOURCE RECOVERY SPECIALIST, INFORMATION SERVICES OFFICER, CHIEF EXECUTIVE OFFICER (CITY OF BELMONT), DIRECTOR INFRASTRUCTURE SERVICES (CITY OF BELMONT), EXECUTIVE ASSISTANT TO THE CHIEF EXECUTIVE OFFICER AND PERSONAL ASSISTANT TO THE CHIEF FINANCIAL OFFICER THE MEETING BE CLOSED TO MEMBERS OF THE PUBLIC IN ACCORDANCE WITH SECTION 5.23 (2) OF THE *LOCAL GOVERNMENT ACT 1995* FOR THE PURPOSE OF DEALING WITH MATTERS OF A CONFIDENTIAL NATURE.

CARRIED UNANIMOUSLY

The doors of the meeting were closed at 6.40pm.

The Chief Executive Officer, Chief Financial Officer, Chief Project Officer, Chief Sustainability Officer, Chief Operating Officer, Manager Procurement and Governance, Manager Financial Services, Manager Human Resources, Waste and Resource Recovery Specialist, Information Services Officer, Chief Executive Officer (City of Belmont), Director Infrastructure Services (City Of Belmont), Executive Assistant to the Chief Executive Officer and Personal Assistant to the Chief Financial Officer remained in Council Chambers.

19.1 HAZELMERE WOOD WASTE TO ENERGY (WWtE) UPDATE

REFERENCE: D2021/02027

This item is recommended to be confidential because it contains matters of a commercial-in-confidence nature.

The Council considered the Confidential Item circulated with the Agenda under Separate Cover.



Item 19 continued

19.2 PROVISION OF SERVICES TO A LOCAL GOVERNMENT

REFERENCE: D2021/02043

This item is recommended to be confidential because it contains matters of a commercial-in-confidence nature.

The Council considered the Confidential Item circulated with the Agenda under Separate Cover.

19.3 DRAFT HAZELMERE RESOURCE RECOVERY PARK DEVELOPMENT PLAN 2021

REFERENCE: D2021/02046

This item is recommended to be confidential because it contains matters of a commercial-in-confidence nature.

The Council considered the Confidential Item circulated with the Agenda under Separate Cover.

**19.4 ITEM 13.1 OF THE LEGAL COMMITTEE MINUTES - SEEKING INSTRUCTIONS REGARDING
LEGAL MATTER [CONFIDENTIAL MATTER IN ACCORDANCE WITH LOCAL GOVERNMENT
ACT 1995 s.5.23(2)(d)]**

REFERENCE: D2021/02126

This item is recommended to be confidential because it contains matters of a legal nature.

The Council considered the Confidential Item circulated with the Agenda under Separate Cover.

**19.5 SELECTION OF FACILITATOR FOR THE CHIEF EXECUTIVE OFFICER'S PERFORMANCE
REVIEW PROCESS**

REFERENCE: D2021/00938

This item is recommended to be confidential because it contains matters affecting an employee and is to be treated as confidential in accordance with EMRC Policy 4.1 – Chief Executive Officer Appointment, Performance Assessment and Review Policy.

The Council considered the Confidential Item circulated with the Agenda under Separate Cover.

19.6 CHIEF EXECUTIVE OFFICER'S PERFORMANCE REVIEW PROCESS FOR 2020/2021
REFERENCE: D2021/00939

This item is recommended to be confidential because it contains matters affecting an employee and is to be treated as confidential in accordance with EMRC Policy 4.1 – Chief Executive Officer Appointment, Performance Assessment and Review Policy.

The Council considered the Confidential Item circulated with the Agenda under Separate Cover.



Item 19 continued

RECOMMENDATION [Meeting re-opened to the public]

That the meeting be re-opened, the members of the public be invited to return to the meeting and the recommendations passed behind closed doors be recorded.

COUNCIL RESOLUTION

MOVED CR DAW

SECONDED CR CONGERTON

THAT THE MEETING BE RE-OPENED, THE MEMBERS OF THE PUBLIC BE INVITED TO RETURN TO THE MEETING AND THE RECOMMENDATIONS PASSED BEHIND CLOSED DOORS BE RECORDED.

CARRIED UNANIMOUSLY

The doors of the meeting were re-opened at 7:28pm and members of the public returned to the meeting.

Recording of the resolutions passed behind closed doors, namely:

19.1 HAZELMERE WOOD WASTE TO ENERGY (WWtE) UPDATE

REFERENCE: D2021/02027

COUNCIL RESOLUTION(S)

MOVED CR JEANS

SECONDED CR BOYD

THAT:

1. COUNCIL NOTES THE REPORT.
2. THE REPORT AND ATTACHMENT REMAIN CONFIDENTIAL AND BE CERTIFIED BY THE CHAIRMAN AND CHIEF EXECUTIVE OFFICER.

MOTION CARRIED 11/1

For: Crs Wilson, O'Connor, Johnson, Clarke, Boyd
Hamilton, Congerton, Zannino, Daw, Jeans, Marks
Against: Cr Powell



Item 19 continued

19.2 PROVISION OF SERVICES TO A LOCAL GOVERNMENT

REFERENCE: D2021/02043

COUNCIL RESOLUTION(S)

MOVED CR HAMILTON

SECONDED CR JOHNSON

THAT:

1. COUNCIL AUTHORISE THE CEO TO SIGN THE MEMORANDUM OF UNDERSTANDING, FORMING THE ATTACHMENT TO THIS REPORT WITH THE LOCAL GOVERNMENT IDENTIFIED IN THE REPORT TO PROVIDE WASTE MANAGEMENT CONSULTANCY SERVICES.
2. THE REPORT AND ATTACHMENT REMAIN CONFIDENTIAL AND BE CERTIFIED BY THE CHAIRMAN AND CHIEF EXECUTIVE OFFICER.

MOTION CARRIED 10/2

For: Crs Wilson, O'Connor, Johnson, Clarke, Boyd
Hamilton, Congerton, Zannino, Daw, Jeans
Against: Crs Marks and Powell

19.3 DRAFT HAZELMERE RESOURCE RECOVERY PARK DEVELOPMENT PLAN 2021

REFERENCE: D2021/02046

COUNCIL RESOLUTION(S)

MOVED CR CONGERTON

SECONDED CR ZANNINO

THAT:

1. COUNCIL ENDORSES THE DRAFT HAZELMERE RESOURCE RECOVERY PARK DEVELOPMENT PLAN 2021, FORMING THE ATTACHMENT TO THIS REPORT.
2. THE REPORT AND ATTACHMENT REMAIN CONFIDENTIAL AND BE CERTIFIED BY THE CHAIRMAN AND CHIEF EXECUTIVE OFFICER.

CARRIED UNANIMOUSLY



Item 19 continued

19.4 ITEM 13.1 OF THE LEGAL COMMITTEE MINUTES - SEEKING INSTRUCTIONS REGARDING LEGAL MATTER [CONFIDENTIAL MATTER IN ACCORDANCE WITH LOCAL GOVERNMENT ACT 1995 s.5.23(2)(d)]

REFERENCE: D2021/02126

Cr Marks and Cr Powell declared an interest and left the meeting at 7:16pm.

Cr Rossi, Mr Christie and Ms Reid from the City of Belmont staff left the meeting at 7:16pm.

COUNCIL RESOLUTION(S)

MOVED CR CONGERTON

SECONDED CR JEANS

THAT COUNCIL NOTES THE LEGAL COMMITTEE RESOLUTIONS OF ITEM 13.1 OF THE LEGAL COMMITTEE MINUTES – SEEKING INSTRUCTIONS REGARDING LEGAL MATTER [CONFIDENTIAL MATTER IN ACCORDANCE WITH LOCAL GOVERNMENT ACT 1995 s.523(2)(d)].

CARRIED UNANIMOUSLY 10/0

Cr Marks and Cr Powell were absent for the vote, having declared an interest in the item.

19.5 SELECTION OF FACILITATOR FOR THE CHIEF EXECUTIVE OFFICER'S PERFORMANCE REVIEW PROCESS

REFERENCE: D2021/00938

Cr Marks, Cr Powell and Cr Rossi re-entered the Chamber at 7:25pm.

The Chief Financial Officer, Chief Project Officer, Chief Sustainability Officer, Chief Operating Officer, Waste and Resource Recovery Specialist, Manager Financial Services, Manager Procurement and Governance and Information Services Officer departed the Chamber at 7:25pm.

The Chief Executive Officer, Manager Human Resources, Executive Assistant to the Chief Executive Officer and Personal Assistant to the Chief Financial Officer remained in the Council Chamber.

Cr Congerton departed meeting at 7:25pm and returned at 7:27pm, and voted on the motion.

COUNCIL RESOLUTION(S)

MOVED CR DAW

SECONDED CR HAMILTON

THAT:

1. COUNCIL AWARD THE CONSULTANCY FOR FACILITATING THE CHIEF EXECUTIVE OFFICER'S PERFORMANCE REVIEW 2020/2021 TO DR JUDE BALM OF INFINITY TRAINING AUSTRALIA.
2. THE REPORT AND ATTACHMENTS REMAIN CONFIDENTIAL AND BE CERTIFIED BY THE CHAIRMAN AND THE CHIEF EXECUTIVE OFFICER.

CARRIED UNANIMOUSLY



Item 19 continued

19.6 CHIEF EXECUTIVE OFFICER'S PERFORMANCE REVIEW PROCESS FOR 2020/2021
REFERENCE: D2021/00939

COUNCIL RESOLUTION(S)

MOVED CR JEANS

SECONDED CR DAW

THAT:

1. COUNCIL ENDORSES THE TIMETABLE FOR UNDERTAKING THE CHIEF EXECUTIVE OFFICER'S PERFORMANCE REVIEW PROCESS FOR 2021 AS OUTLINED WITHIN THIS REPORT.
2. THE REPORT REMAINS CONFIDENTIAL AND BE CERTIFIED BY THE CHAIRMAN AND THE CHIEF EXECUTIVE OFFICER

CARRIED UNANIMOUSLY

20 FUTURE MEETINGS OF COUNCIL

The next Ordinary meeting of Council is scheduled to be on **Thursday, 25 March 2021** electronically or at the EMRC Administration Office, 1st Floor, 226 Great Eastern Highway, Ascot WA 6104 commencing at 6:00pm.

Future Meetings 2021

Thursday	25	March		at	EMRC Administration Office
Thursday	22	April	(if required)	at	EMRC Administration Office
Thursday	27	May	(If required)	at	EMRC Administration Office
Thursday	24	June		at	EMRC Administration Office
Thursday	22	July	(if required)	at	EMRC Administration Office
Thursday	26	August	(if required)	at	EMRC Administration Office
Thursday	23	September	(if required)	at	EMRC Administration Office
Thursday	25	November	(if required)	at	EMRC Administration Office

21 DECLARATION OF CLOSURE OF MEETING

The Chairman declared the meeting closed at 7.30pm.